

ICD-9-CM

2015

CLASSIFICATION OF PROCEDURES

CLASSIFICATION OF PROCEDURES

INTERNATIONAL CLASSIFICATION OF DISEASES

9th REVISION

CLINICAL MODIFICATION

INTRODUCTION

The International Classification of Diseases, 9th Revision, Clinical Modification (ICD-9-CM) is based on the official version of the World Health Organization's 9th Revision, International Classification of Diseases (ICD-9). ICD-9 is designed for the classification of morbidity and mortality information for statistical purposes, and for the indexing of hospital records by disease and operations, for data storage and retrieval. The historical background of the International Classification of Diseases may be found in the Introduction to ICD-9 (Manual of the International Classification of Diseases, Injuries, and Causes of Death, World Health Organization, Geneva, Switzerland, 1977).

ICD-9-CM is a clinical modification of the World Health Organization's International Classification of Diseases, 9th Revision (ICD-9). The term "clinical" is used to emphasize the modification's intent: to serve as a useful tool in the area of classification of morbidity data for indexing of medical records, medical care review, and ambulatory and other medical care programs, as well as for basic health statistics. To describe the clinical picture of the patient, the codes must be more precise than those needed only for statistical groupings and trend analysis..

THE ICD-9-CM COORDINATION AND MAINTENANCE COMMITTEE

Annual modifications are made to the ICD-9-CM through the ICD-9-CM Coordination and Maintenance Committee (C&M). The Committee is made up of representatives from two Federal Government agencies, the National Center for Health Statistics and the Centers for Medicare & Medicaid Services. The Committee holds meetings twice a year which are open to the public. Modification proposals submitted to the Committee for consideration are presented at the meetings for public discussion. Those modification proposals which are approved are incorporated into the official government version of the ICD-9-CM and become effective for use the October 1 of the year following their presentation. This CD-ROM contains the modifications approved from the March 2008 - March 2009 C&M cycle.

This CD-ROM is the only official federal government version of the ICD-9-CM. It may be purchased through the Government Printing Office.

CONVENTIONS USED IN THE TABULAR LIST

The ICD-9-CM Tabular List for both the Disease and Procedure Classification makes use of certain abbreviations, punctuation, and other conventions which need to be clearly understood.

Abbreviations

NEC Not elsewhere classifiable. The category number for the term including NEC is to be used only when the coder lacks the information necessary to code the term to a more specific category.

NOS Not otherwise specified. This abbreviation is the equivalent of "unspecified."

Punctuation

[] Brackets are used to enclose synonyms, alternative wordings, or explanatory phrases.

- o Parentheses are used to enclose supplementary words which may be present or absent in the statement of a disease or procedure without affecting the code number to which it is assigned.
- : Colons are used in the Tabular List after an incomplete term which needs one or more of the modifiers which follow in order to make it assignable to a given category.

OTHER CONVENTIONS

Format: ICD-9-CM uses an indented format for ease in reference.

Instructional Notations

Includes:

This note appears immediately under a three-digit code title to further define, or give example of, the contents of the category.

Excludes:

Terms following the word "excludes" are to be coded elsewhere. The term excludes means "DO NOT CODE HERE".

Use additional code

This instruction is placed in the Tabular List in those categories where the user will need to add further information (by using an additional code) to give a more complete picture of the diagnosis or procedure.

GUIDANCE IN THE USE OF ICD-9-CM

To code accurately, it is necessary to have a working knowledge of medical terminology and to understand the characteristics, terminology, and conventions of the ICD-9-CM. Transforming verbal descriptions of diseases, injuries, conditions, and procedures into numerical designations (coding) is a complex activity and should not be undertaken without proper training.

Originally coding was accomplished to provide access to medical records by diagnoses and operations through retrieval for medical research, education, and administration. Medical codes today are utilized to facilitate payment of health services, to evaluate utilization patterns, and to study the appropriateness of health care costs. Coding provides the bases for epidemiological studies and research into the quality of health care.

Coding must be performed correctly and consistently to produce meaningful statistics to aid in the planning for the health needs of the Nation.

QUESTIONS

Questions regarding the use and interpretation of the International Classification of Diseases, 9th Revision, Clinical Modification can be directed to any of the organizations listed below.

Central Office on ICD-9-CM

American Hospital Association
1 North Franklin Chicago, Illinois 60606

National Center for Health Statistics

Centers for Disease Control and Prevention
Department of Health and Human Services
3311 Toledo Road
Hyattsville, Maryland 20782

Centers for Medicare & Medicaid Services

Division of Prospective Payment System
Office of Hospital Policy
7500 Security Blvd., C5-06-27
Baltimore, Maryland 21244-1850

TABLE OF CONTENTS

CLASSIFICATION OF PROCEDURES

Chapter	Code		Page
0	00	Procedures and interventions, not elsewhere classified	7
1	01-05	Operations on the nervous system	19
2	06-07	Operations on the endocrine system	30
3	08-16	Operations on the eye	35
3A	17	Other miscellaneous diagnostic and therapeutic procedures	50
4	18-20	Operations on the ear	55
5	21-29	Operations on the nose, mouth, and pharynx	61
6	30-34	Operations on the respiratory system	73
7	35-39	Operations on the cardiovascular system	84
8	40-41	Operations on the hemic and lymphatic system	118
9	42-54	Operations on the digestive system	121
10	55-59	Operations on the urinary system	158
11	60-64	Operations on the male genital organs	171
12	65-71	Operations on the female genital organs	178
13	72-75	Obstetrical procedures	193
14	76-84	Operations on the musculoskeletal system	198
15	85-86	Operations on the integumentary system	228
16	87-99	Miscellaneous diagnostic and therapeutic procedures	238
		INDEX TO PROCEDURES	278

CLASSIFICATION OF PROCEDURES

0. PROCEDURES AND INTERVENTIONS , NOT ELSEWHERE CLASSIFIED (00)

00 Procedures and interventions, Not Elsewhere Classified

00.0 Therapeutic ultrasound

Excludes: diagnostic ultrasound (non-invasive) ([88.71-88.79](#))
 intracardiac echocardiography [ICE] (heart chamber(s)) ([37.28](#))
 intravascular imaging (adjunctive) ([00.21-00.29](#))

00.01 Therapeutic ultrasound of vessels of head and neck

Anti-restenotic ultrasound
 Intravascular non-ablative ultrasound

Excludes: diagnostic ultrasound of:
 eye ([95.13](#))
 head and neck ([88.71](#))
 that of inner ear ([20.79](#))
 ultrasonic:
 angioplasty of non-coronary vessel ([39.50](#))
 embolectomy ([38.01, 38.02](#))
 endarterectomy ([38.11, 38.12](#))
 thrombectomy ([38.01, 38.02](#))

00.02 Therapeutic ultrasound of heart

Anti-restenotic ultrasound
 Intravascular non-ablative ultrasound

Excludes: diagnostic ultrasound of heart ([88.72](#))
 ultrasonic ablation of heart lesion ([37.34](#))
 ultrasonic angioplasty of coronary vessels ([00.66, 36.09](#))

00.03 Therapeutic ultrasound of peripheral vascular vessels

Anti-restenotic ultrasound
 Intravascular non-ablative ultrasound

Excludes: diagnostic ultrasound of peripheral vascular system ([88.77](#))
 ultrasonic angioplasty of:
 non-coronary vessel ([39.50](#))

00.09 Other therapeutic ultrasound

Excludes: ultrasonic:
 fragmentation of urinary stones ([59.95](#))
 percutaneous nephrostomy with fragmentation ([55.04](#))
 physical therapy ([93.35](#))
 transurethral guided laser induced prostatectomy
 (TULIP) ([60.21](#))

00.1 Pharamaceuticals

00.10 Implantation of chemotherapeutic agent

Brain wafer chemotherapy
 Interstitial/ intracavitary

Excludes: injection or infusion of cancer chemotherapeutic
 substance ([99.25](#))

00.11 Infusion of drotrecogin alfa (activated)

Infusion of recombinant protein

- 00.12 Administration of inhaled nitric oxide**
Nitric oxide therapy
- 00.13 Injection or infusion of nesiritide**
Human B-type natriuretic peptide (hBNP)
- 00.14 Injection or infusion of oxazolidinone class of antibiotics**
Linezolid injection
- 00.15 High-dose infusion interleukin-2 [IL-2]**
Infusion (IV bolus, CIV) interleukin
Injection of aldesleukin
Excludes: low-dose infusion interleukin-2 (99.28)
- 00.16 Pressurized treatment of venous bypass graft [conduit] with pharmaceutical substance**
Ex-vivo treatment of vessel
Hyperbaric pressurized graft [conduit]
- 00.17 Infusion of vasopressor agent**
- 00.18 Infusion of immunosuppressive antibody therapy**
Includes: during induction phase of solid organ transplantation
monoclonal antibody therapy
polyclonal antibody therapy
- 00.19 Disruption of blood brain barrier via infusion [BBBD]**
Infusion of substance to disrupt blood brain barrier
Code also chemotherapy (99.25)
Excludes: other perfusion (39.97)

00.2 Intravascular imaging of blood vessels

- Endovascular ultrasonography
- Intravascular ultrasound (IVUS)
- Intravascular [ultrasound] imaging of blood vessels
- Virtual histology intravascular ultrasound [VH-IVUS]

Note: real-time imaging of lumen of blood vessel(s) using sound waves
Code also any synchronous diagnostic or therapeutic procedures

*Excludes: therapeutic ultrasound (00.01-00.09)
adjunct vascular system procedures, number of vessels treated (00.40 -00.43)
diagnostic procedures on blood vessels (38.21 - 38.29)
diagnostic ultrasound of peripheral vascular system (88.77)
magnetic resonance imaging (MRI) (88.91-88.97)
intravascular imaging of vessel(s) by OCT (38.24-38.25)*

- 00.21 Intravascular imaging of extracranial cerebral vessels**
Common carotid vessels and branches
Intravascular ultrasound (IVUS), extracranial cerebral vessels
Excludes: diagnostic ultrasound (non-invasive) of head and neck (88.71)
- 00.22 Intravascular imaging of intrathoracic vessels**
Aorta and aortic arch
Intravascular ultrasound (IVUS), intrathoracic vessels
Vena cava (superior) (inferior)
Excludes: diagnostic ultrasound (non-invasive) of other sites of thorax (88.73)

00.23 Intravascular imaging of peripheral vessels

Imaging of:
vessels of arm(s)
vessels of leg(s)
Intravascular ultrasound (IVUS), peripheral vessels

Excludes: diagnostic ultrasound (non-invasive) of peripheral vascular system (88.77)

00.24 Intravascular imaging of coronary vessels

Intravascular ultrasound (IVUS), coronary vessels

*Excludes: diagnostic ultrasound (non-invasive) of heart (88.72)
intracardiac echocardiography [ICE] (ultrasound of heart chamber(s)) (37.28)*

00.25 Intravascular imaging of renal vessels

Intravascular ultrasound (IVUS), renal vessels
Renal artery

Excludes: diagnostic ultrasound (non-invasive) of urinary system (88.75)

00.28 Intravascular imaging, other specified vessel(s)

00.29 Intravascular imaging, unspecified vessel(s)

00.3 Computer assisted surgery [CAS]

CT-free navigation
Image guided navigation (IGN)
Image guided surgery (IGS)
Imageless navigation
That without the use of robotic(s) technology

Code also diagnostic or therapeutic procedure

*Excludes: stereotactic frame application only (93.59)
robotic assisted procedures (17.41-17.49)*

00.31 Computer assisted surgery with CT/CTA

00.32 Computer assisted surgery with MR/MRA

00.33 Computer assisted surgery with fluoroscopy

00.34 Imageless computer assisted surgery

00.35 Computer assisted surgery with multiple datasets

00.39 Other computer assisted surgery

Computer assisted surgery NOS

00.4 Adjunct Vascular System Procedures

Note: These codes can apply to both coronary and peripheral vessels. These codes are to be used in conjunction with other therapeutic procedure codes to provide additional information on the number of vessels upon which a procedure was performed and/or the number of stents inserted. As appropriate, code both the number of vessels operated on ([00.40-00.43](#)), and the number of stents inserted ([00.45-00.48](#)).

Code also any:

angioplasty ([00.61- 00.62, 00.66, 39.50](#))

atherectomy ([17.53-17.56](#))

endarterectomy ([38.10 – 38.18](#))

insertion of vascular stent(s) ([00.55, 00.63-00.65, 36.06 -36.07, 39.90](#))

other removal of coronary artery obstruction ([36.09](#))

00.40 Procedure on single vessel

Number of vessels, unspecified

Excludes: (aorto) coronary bypass ([36.10 – 36.19](#))

intravascular imaging of blood vessels ([00.21-00.29](#))

00.41 Procedure on two vessels

Excludes: (aorto) coronary bypass ([36.10 – 36.19](#))

intravascular imaging of blood vessels ([00.21-00.29](#))

00.42 Procedure on three vessels

Excludes: (aorto) coronary bypass ([36.10 – 36.19](#))

intravascular imaging of blood vessels ([00.21-00.29](#))

00.43 Procedure on four or more vessels

Excludes: (aorto) coronary bypass ([36.10 – 36.19](#))

intravascular imaging of blood vessels ([00.21-00.29](#))

00.44 Procedure on vessel bifurcation

Note: This code is to be used to identify the presence of a vessel bifurcation; it does not describe a specific bifurcation stent.

Use this code only once per operative episode, irrespective of the number of bifurcations in vessels.

00.45 Insertion of one vascular stent

Number of stents, unspecified

00.46 Insertion of two vascular stents

00.47 Insertion of three vascular stents

00.48 Insertion of four or more vascular stents

00.49 SuperSaturated oxygen therapy

Aqueous oxygen (AO) therapy

SSO2

SuperOxygenation infusion therapy

Code also any:

injection or infusion of thrombolytic agent ([99.10](#))

insertion of coronary artery stent(s) ([36.06-36.07](#))

intracoronary artery thrombolytic infusion ([36.04](#))

number of vascular stents inserted ([00.45-00.48](#))

number of vessels treated ([00.40-00.43](#))

open chest coronary artery angioplasty ([36.03](#))
 other removal of coronary obstruction ([36.09](#))
 percutaneous transluminal coronary angioplasty [PTCA] ([00.66](#))
 procedure on vessel bifurcation ([00.44](#))
transluminal coronary atherectomy (17.55)
Excludes: other oxygen enrichment ([93.96](#))
other perfusion ([39.97](#))

00.5 Other cardiovascular procedures

00.50 Implantation of cardiac resynchronization pacemaker without mention of defibrillation, total system [CRT-P]

Biventricular pacemaker
 Biventricular pacing without internal cardiac defibrillator
 BiV pacemaker
 Implantation of cardiac resynchronization (biventricular) pulse generator pacing device, formation of pocket, transvenous leads including placement of lead into left ventricular coronary venous system, and intraoperative procedures for evaluation of lead signals.

That with CRT-P generator and one or more leads

Note: Device testing during procedure --omit code

Excludes: implantation of cardiac resynchronization defibrillator, total system [CRT-D] ([00.51](#))
insertion or replacement of any type pacemaker device ([37.80-37.87](#))
replacement of cardiac resynchronization defibrillator pulse generator only [CRT-D] ([00.54](#))
replacement of cardiac resynchronization pacemaker pulse generator only [CRT-P] ([00.53](#))

00.51 Implantation of cardiac resynchronization defibrillator, total system [CRT-D]

BiV defibrillator
 Biventricular defibrillator
 Biventricular pacing with internal cardiac defibrillator
 BiV ICD
 BiV pacemaker with defibrillator
 BiV pacing with defibrillator
 Implantation of a cardiac resynchronization (biventricular) pulse generator with defibrillator [AICD], formation of pocket, transvenous leads, including placement of lead into left ventricular coronary venous system, intraoperative procedures for evaluation of lead signals, and obtaining defibrillator threshold measurements.

That with CRT-D generator and one or more leads

Note: Device testing during procedure --omit code

Excludes: implantation of cardiac resynchronization pacemaker, total system [CRT-P] ([00.50](#))
implantation or replacement of automatic cardioverter/defibrillator, total system [AICD] ([37.94](#))
replacement of cardiac resynchronization defibrillator pulse generator, only [CRT-D] ([00.54](#))

00.52 Implantation or replacement of transvenous lead [electrode] into left ventricular coronary venous system

Excludes: implantation of cardiac resynchronization defibrillator, total system [CRT-D] [\(00.51\)](#)
 implantation of cardiac resynchronization pacemaker, total system [CRT-P] [\(00.50\)](#)
 initial insertion of transvenous lead [electrode] [\(37.70-37.72\)](#)
 replacement of transvenous atrial and/or ventricular lead(s) [electrodes] [\(37.76\)](#)

00.53 Implantation or replacement of cardiac resynchronization pacemaker pulse generator only [CRT-P]

Implantation of CRT-P device with removal of any existing CRT-P or other pacemaker device

Note: Device testing during procedure --omit code

Excludes: implantation of cardiac resynchronization pacemaker, total system [CRT-P] [\(00.50\)](#)
 implantation or replacement of cardiac resynchronization defibrillator pulse generator only [CRT-D] [\(00.54\)](#)
 insertion or replacement of any type pacemaker device [\(37.80-37.87\)](#)

00.54 Implantation or replacement of cardiac resynchronization defibrillator pulse generator device only [CRT-D]

Implantation of CRT-D device with removal of any existing CRT-D, CRT-P, pacemaker, or defibrillator device

Note: Device testing during procedure --omit code

Excludes: implantation of automatic cardioverter/defibrillator pulse generator only [\(37.96\)](#)
 implantation of cardiac resynchronization defibrillator, total system [CRT-D] [\(00.51\)](#)
 implantation or replacement of cardiac resynchronization pacemaker pulse generator only [CRT-P] [\(00.53\)](#)

00.55 Insertion of drug-eluting stent(s) of other peripheral vessel(s) ®

Endograft(s)
 Endovascular graft(s)
 Stent grafts

Code also any:

angioplasty of other non-coronary vessels(s) [\(39.50\)](#)
 atherectomy of other non-coronary vessels(s) [\(17.56\)](#)
 number of vascular stents inserted [\(00.45 - 00.48\)](#)
 number of vessels treated [\(00.40 - 00.43\)](#)
 procedure on vessel bifurcation [\(00.44\)](#)

Excludes: drug-coated peripheral stents, e.g., heparin coated [\(39.90\)](#)
 insertion of cerebrovascular stent(s) [\(00.63-00.65\)](#)
 insertion of drug-eluting coronary artery stent [\(36.07\)](#)
 insertion of drug-eluting stent(s) of superficial femoral artery [\(00.60\)](#)
 insertion of non-drug-eluting stent(s):
 coronary artery [\(36.06\)](#)
 peripheral vessel [\(39.90\)](#)
 that for other endovascular procedure [\(39.71 - 39.79\)](#)

00.56 Insertion or replacement of implantable pressure sensor **with lead for intracardiac or great vessel hemodynamic monitoring [®]**

Note: The sensor is physically connected by a lead to a separately implanted monitor.

Code also any associated implantation or replacement of **subcutaneous** monitor (00.57)

Excludes: *circulatory monitoring (blood gas, arterial or venous pressure, cardiac output and coronary blood flow) (89.60 - 89.69)*

insertion of implantable pressure sensor without lead for intracardiac or great vessel hemodynamic monitoring (38.26)

00.57 Implantation or replacement of subcutaneous device for intracardiac or great vessel hemodynamic monitoring

Implantation of monitoring device with formation of subcutaneous pocket and connection to intracardiac pressure sensor **via** lead

Code also any associated insertion or replacement of implanted pressure sensor **with lead** (00.56)

00.58 Insertion of intra-aneurysm sac pressure monitoring device (intraoperative)

Insertion of pressure sensor during endovascular repair of abdominal or thoracic aortic aneurysm(s)

00.59 Intravascular pressure measurement of coronary arteries

Includes: fractional flow reserve (FFR)

Code also any synchronous diagnostic or therapeutic procedures

Excludes: *intravascular pressure measurement of intrathoracic arteries (00.67)*

00.6 Procedures on blood vessels

00.60 Insertion of drug-eluting stent(s) of superficial femoral artery 

Code also any:

angioplasty of other non-coronary vessel(s) (39.50)

atherectomy of other non-coronary vessel(s) (17.56)

non-drug-eluting peripheral stents (39.90)

number of vascular stents inserted (00.45-00.48)

number of vessels treated (00.40-00.43)

procedure on vessel bifurcation (00.44)

Excludes: *insertion of drug-eluting stent(s) of other peripheral vessel (00.55)*

that for other endovascular procedure (39.71-39.79)

00.61 Percutaneous angioplasty of extracranial vessel(s) [®]

Carotid

Vertebral

Code also any:

injection or infusion of thrombolytic agent (99.10)

percutaneous atherectomy of extracranial vessel(s) (17.53)

percutaneous insertion of carotid artery stent(s) (00.63)



percutaneous insertion of other **extracranial** artery stent(s) [\(00.64\)](#)
 number of vascular stents inserted [\(00.45 – 00.48\)](#)
 number of vessels treated [\(00.40 – 00.43\)](#)
 procedure on vessel bifurcation [\(00.44\)](#)

Excludes: angioplasty of other non-coronary vessel(s) [\(39.50\)](#)
 atherectomy of other non-coronary vessel(s) [\(17.56\)](#)
 removal of cerebrovascular obstruction of vessel(s) by open approach [\(38.01-38.02, 38.11-38.12, 38.31-38.32, 38.41-38.42\)](#)

00.62 Percutaneous angioplasty of intracranial vessel(s) ®

Basilar artery

Intracranial portion of vertebral artery

Code also any:

injection or infusion of thrombolytic agent [\(99.10\)](#)
percutaneous atherectomy of intracranial vessel(s) [\(17.54\)](#)
 percutaneous insertion of intracranial stent(s) [\(00.65\)](#)
 number of vascular stents inserted [\(00.45 – 00.48\)](#)
 number of vessels treated [\(00.40 – 00.43\)](#)
 procedure on vessel bifurcation [\(00.44\)](#)

Excludes: angioplasty of other non-coronary vessel(s) [\(39.50\)](#)
 atherectomy of other non-coronary vessel(s) [\(17.56\)](#)
 removal of cerebrovascular obstruction of vessel(s) by open approach [\(38.01-38.02, 38.11-38.12, 38.31-38.32, 38.41-38.42\)](#)

00.63 Percutaneous insertion of carotid artery stent(s)

Includes the use of any embolic protection device, distal protection device, filter device, or stent delivery system
 Non-drug-eluting stent

Code also any:

number of vascular stents inserted [\(00.45 – 00.48\)](#)
 number of vessels treated [\(00.40 – 00.43\)](#)
 percutaneous angioplasty of **extracranial** vessel(s) [\(00.61\)](#)
percutaneous atherectomy of extracranial vessel(s) [\(17.53\)](#)
 procedure on vessel bifurcation [\(00.44\)](#)

Excludes: angioplasty of other non-coronary vessel(s) [\(39.50\)](#)
 atherectomy of other non-coronary vessel(s) [\(17.56\)](#)
 insertion of coil-retention or embolization stent [\(39.72\)](#)
 insertion of drug-eluting peripheral vessel stent(s) [\(00.55\)](#)

00.64 Percutaneous insertion of other extracranial artery stent(s) ®

Includes the use of any embolic protection device, distal protection device, filter device, or stent delivery system

Vertebral stent

Code also any:

number of vascular stents inserted [\(00.45 – 00.48\)](#)
 number of vessels treated [\(00.40 – 00.43\)](#)
 percutaneous angioplasty of **extracranial** vessel(s) [\(00.61\)](#)
percutaneous atherectomy of extracranial vessel(s) [\(17.53\)](#)
 procedure on vessel bifurcation [\(00.44\)](#)

Excludes: angioplasty or atherectomy of other non-coronary vessel(s) (39.50)
atherectomy of other non-coronary vessel(s) (17.56)
insertion of coil-retention or embolization stent (39.72)
insertion of drug-eluting peripheral vessel stent(s) (00.55)

00.65 Percutaneous insertion of intracranial vascular stent(s)

Includes the use of any embolic protection device, distal protection device, filter device, or stent delivery system

Basilar stent

Code also any:

number of vascular stents inserted (00.45 – 00.48)

number of vessels treated (00.40 – 00.43)

percutaneous angioplasty intracranial vessel(s) (00.62)

percutaneous atherectomy of intracranial vessel(s) (17.54)

procedure on vessel bifurcation (00.44)

Excludes: angioplasty of other non-coronary vessel(s) (39.50)
atherectomy of other non-coronary vessel(s) (17.56)
insertion of coil-retention or embolization stent (39.72)
insertion of drug-eluting peripheral vessel stent(s) (00.55)

00.66 Percutaneous transluminal coronary angioplasty [PTCA] ®

Balloon angioplasty of coronary artery

Percutaneous coronary angioplasty NOS

PTCA NOS

Code also any:

injection or infusion of thrombolytic agent (99.10)

insertion of coronary artery stent(s) (36.06- 36.07)

intracoronary artery thrombolytic infusion (36.04)

number of vascular stents inserted (00.45 – 00.48)

number of vessels treated (00.40 – 00.43)

procedure on vessel bifurcation (00.44)

SuperSaturated oxygen therapy (00.49)

transluminal coronary atherectomy (17.55)

00.67 Intravascular pressure measurement of intrathoracic arteries

Assessment of: aorta and aortic arch
 carotid

Code also any synchronous diagnostic or therapeutic procedures

00.68 Intravascular pressure measurement of peripheral arteries

Assessment of: other peripheral vessels
 vessels of arm(s) vessels of leg(s)

Code also any synchronous diagnostic or therapeutic procedures

00.69 Intravascular pressure measurement, other specified and unspecified vessels

Assessment of:
 iliac vessels
 intra-abdominal vessels
 mesenteric vessels
 renal vessels

Code also any synchronous diagnostic or therapeutic procedures

Excludes: intravascular pressure measurement of:
 coronary arteries ([00.59](#))
 intrathoracic arteries ([00.67](#))
 peripheral arteries ([00.68](#))

00.7 Other hip procedures

00.70 Revision of hip replacement, both acetabular and femoral components

Total hip revision

Code also any:

removal of (cement) (joint) spacer ([84.57](#))
 type of bearing surface, if known ([00.74 - 00.77](#))

Excludes:

revision of hip replacement, acetabular component only ([00.71](#))
revision of hip replacement, femoral component only ([00.72](#))
revision of hip replacement, Not Otherwise Specified ([81.53](#))
revision with replacement of acetabular liner and/or femoral head only ([00.73](#))

00.71 Revision of hip replacement, acetabular component

Partial, acetabular component only

That with:

exchange of acetabular cup and liner
 exchange of femoral head

Code also any type of bearing surface, if known ([00.74 - 00.77](#))

Excludes:

revision of hip replacement, both acetabular and femoral components ([00.70](#))
revision of hip replacement, femoral component ([00.72](#))
revision of hip replacement, Not Otherwise Specified ([81.53](#))
revision with replacement of acetabular liner and/or femoral head only ([00.73](#))

00.72 Revision of hip replacement, femoral component

Partial, femoral component only

That with:

exchange of acetabular liner
 exchange of femoral stem and head

Code also any type of bearing surface, if known ([00.74 - 00.77](#))

Excludes:

revision of hip replacement, acetabular component ([00.71](#))
revision of hip replacement, both acetabular and femoral components ([00.70](#))
revision of hip replacement, not otherwise specified ([81.53](#))
revision with replacement of acetabular liner and/or femoral head only ([00.73](#))

00.73 Revision of hip replacement, acetabular liner and/or femoral head only

Code also any type of bearing surface, if known ([00.74 - 00.77](#))

00.74 Hip bearing surface, metal on polyethylene

00.75 Hip bearing surface, metal-on-metal

00.76 Hip bearing surface, ceramic-on-ceramic

00.77 Hip bearing surface, ceramic-on-polyethylene

Hip bearing surface, oxidized zirconium-on-polyethylene

00.8 Other knee and hip procedures

Note: Report up to two components using [00.81 – 00.83](#) to describe revision of knee replacements. If all three components are revised, report [00.80](#).

00.80 Revision of knee replacement, total (all components)

Replacement of femoral, tibial, and patellar components (all components)

Code also any removal of (cement) (joint) spacer ([84.57](#))

Excludes: revision of only one or two components (tibial, femoral or patellar component) ([00.81 – 00.84](#))

00.81 Revision of knee replacement, tibial component

Replacement of tibial baseplate and tibial insert (liner)

Excludes: revision of knee replacement, total (all components) ([00.80](#))

00.82 Revision of knee replacement, femoral component

That with replacement of tibial insert (liner)

Excludes: revision of knee replacement, total (all components) ([00.80](#))

00.83 Revision of knee replacement, patellar component

Excludes: revision of knee replacement, total (all components) ([00.80](#))

00.84 Revision of total knee replacement, tibial insert (liner)

Replacement of tibial insert (liner)

Excludes: that with replacement of tibial component (tibial baseplate and liner) ([00.81](#))

00.85 Resurfacing hip, total, acetabulum and femoral head

Hip resurfacing arthroplasty, total

00.86 Resurfacing hip, partial, femoral head

Hip resurfacing arthroplasty, NOS

Hip resurfacing arthroplasty, partial, femoral head

Excludes: that with resurfacing of acetabulum ([00.85](#))

00.87 Resurfacing hip, partial, acetabulum

Hip resurfacing arthroplasty, partial, acetabulum

Excludes: that with resurfacing of femoral head ([00.85](#))

00.9 Other procedures and interventions

00.91 Transplant from live related donor

Code also organ transplant procedure

00.92 Transplant from live non-related donor

Code also organ transplant procedure

00.93 Transplant from cadaver

Code also organ transplant procedure

00.94 Intra-operative neurophysiologic monitoring

That by:

brainstem auditory evoked potentials [BAEP]



New code



Revised code



4th digit required

electroencephalogram [EEG]
electromyogram [EMG]
motor evoked potentials [MEP]
nerve conduction study
somatosensory evoked potentials [SSEP]
transcranial Doppler

Includes: Cranial nerve, peripheral nerve and spinal cord testing performed intra-operatively
Intra-operative neurophysiologic testing
IOM
Nerve monitoring
Neuromonitoring

Excludes: brain temperature monitoring ([01.17](#))
intracranial oxygen monitoring ([01.16](#))
intracranial pressure monitoring ([01.10](#))
plethysmogram ([89.58](#))

00.95 Injection or infusion of glucarpidase 

00.96 Infusion of 4-Factor Prothrombin Complex Concentrate 

Infusion of 4F-PCC

Excludes: transfusion of coagulation factors (99.06)
transfusion of Factor IX complex (99.06)

1. OPERATIONS ON THE NERVOUS SYSTEM (01-05)

01 Incision and excision of skull, brain, and cerebral meninges

01.0 Cranial puncture

01.01 Cisternal puncture

Cisternal tap

Excludes: pneumocisternogram (87.02)

01.02 Ventriculopuncture through previously implanted catheter

Puncture of ventricular shunt tubing

01.09 Other cranial puncture

Aspiration of:
 subarachnoid space
 subdural space
 Cranial aspiration NOS
 Puncture of anterior fontanel
 Subdural tap (through fontanel)

01.1 Diagnostic procedures on skull, brain, and cerebral meninges

01.10 Intracranial pressure monitoring

Includes: insertion of catheter or probe for monitoring

01.11 Closed [percutaneous] [needle] biopsy of cerebral meninges

Burr hole approach

01.12 Open biopsy of cerebral meninges

01.13 Closed [percutaneous] [needle] biopsy of brain

Burr hole approach
 Stereotactic method

01.14 Open biopsy of brain

01.15 Biopsy of skull

01.16 Intracranial oxygen monitoring

Includes: insertion of catheter or probe for monitoring
 Partial pressure of brain oxygen (PbtO2)

01.17 Brain temperature monitoring

Includes: insertion of catheter or probe for monitoring

01.18 Other diagnostic procedures on brain and cerebral meninges

Excludes: cerebral:

 arteriography (88.41)
 thermography (88.81)
 contrast radiogram of brain (87.01-87.02)
 echoencephalogram (88.71)
 electroencephalogram (89.14)
 microscopic examination of specimen from nervous system and
 of spinal fluid (90.01-90.09)
 neurologic examination (89.13)
 phlebography of head and neck (88.61)
 pneumoencephalogram (87.01)

radioisotope scan:
 cerebral ([92.11](#))
 head NEC ([92.12](#))
 tomography of head:
 C.A.T. scan ([87.03](#))
 other ([87.04](#))
 brain temperature monitoring ([01.17](#))
 intracranial oxygen monitoring ([01.16](#))
 intracranial pressure monitoring ([01.10](#))

01.19 Other diagnostic procedures on skull

Excludes: transillumination of skull ([89.16](#))
 x-ray of skull ([87.17](#))

01.2 Craniotomy and craniectomy

Excludes: decompression of skull fracture ([02.02](#))
 exploration of orbit ([16.01-16.09](#))
 that as operative approach --omit code

01.20 Cranial implantation or replacement of neurostimulator pulse generator

Code also any associated lead implantation ([02.93](#))
Excludes: implantation or replacement of subcutaneous
 neurostimulator pulse generator ([86.94 -86.98](#))

01.21 Incision and drainage of cranial sinus

01.22 Removal of intracranial neurostimulator lead(s)

Code also any removal of neurostimulator pulse generator ([86.05](#))
Excludes: removal with synchronous replacement ([02.93](#))

01.23 Reopening of craniotomy site

01.24 Other craniotomy

Cranial:
 decompression
 exploration
 trephination
 Craniotomy NOS
 Craniotomy with removal of:
 epidural abscess
 extradural hematoma
 foreign body of skull

Excludes: removal of foreign body with incision into brain ([01.39](#))

01.25 Other craniectomy

Debridement of skull NOS
 Sequestrectomy of skull

Excludes: debridement of compound fracture of skull ([02.02](#))
 strip craniectomy ([02.01](#))

01.26 Insertion of catheter(s) into cranial cavity or tissue

Code also any concomitant procedure (e.g. resection ([01.59](#)))
Excludes: placement of intracerebral catheter(s) via burr hole(s) ([01.28](#))

01.27 Removal of catheter(s) from cranial cavity or tissue

01.28 Placement of intracerebral catheter(s) via burr hole(s)

Convection enhanced delivery
Stereotactic placement of intracerebral catheter(s)

Code also infusion of medication

Excludes: insertion of catheter(s) into cranial cavity or tissue(s) [\(01.26\)](#)

01.29 Removal of cranial neurostimulator pulse generator 

01.3 Incision of brain and cerebral meninges

01.31 Incision of cerebral meninges

Drainage of:
intracranial hygroma
subarachnoid abscess (cerebral)
subdural empyema

01.32 Lobotomy and tractotomy

Division of:
brain tissue
cerebral tracts
Percutaneous (radiofrequency) cingulotomy

01.39 Other incision of brain

Amygdalohippocampotomy
Drainage of intracerebral hematoma
Incision of brain NOS

Excludes: division of cortical adhesions [\(02.91\)](#)

01.4 Operations on thalamus and globus pallidus

01.41 Operations on thalamus

Chemothalamectomy
Thalamotomy

Excludes: that by stereotactic radiosurgery [\(92.30 - 92.39\)](#)

01.42 Operations on globus pallidus

Pallidoansectomy
Pallidotomy

Excludes: that by stereotactic radiosurgery [\(92.30 - 92.39\)](#)

01.5 Other excision or destruction of brain and meninges

01.51 Excision of lesion or tissue of cerebral meninges

Decortication of (cerebral) meninges
Resection of (cerebral) meninges
Stripping of subdural membrane of (cerebral) meninges

Excludes: biopsy of cerebral meninges [\(01.11-01.12\)](#)

01.52 Hemispherectomy

01.53 Lobectomy of brain

01.59 Other excision or destruction of lesion or tissue of brain

Amygdalohippocampectomy
Curettage of brain
Debridement of brain
Marsupialization of brain cyst

Transtemporal (mastoid) excision of brain tumor

Excludes: biopsy of brain (01.13-01.14)
that by stereotactic radiosurgery (92.30 - 92.39)
laser interstitial thermal therapy [LITT] of lesion or tissue of
brain under guidance (17.61)

01.6 Excision of lesion of skull

Removal of granulation tissue of cranium

Excludes: biopsy of skull (01.15)
sequestrectomy (01.25)

02 Other operations on skull, brain, and cerebral meninges

02.0 Cranioplasty

Excludes: that with synchronous repair of encephalocele (02.12)

02.01 Opening of cranial suture

Linear craniectomy
Strip craniectomy

02.02 Elevation of skull fracture fragments

Debridement of compound fracture of skull
Decompression of skull fracture
Reduction of skull fracture
Code also any synchronous debridement of brain (01.59)

Excludes: debridement of skull NOS (01.25)
removal of granulation tissue of cranium (01.6)

02.03 Formation of cranial bone flap

Repair of skull with flap

02.04 Bone graft to skull

Pericranial graft (autogenous) (heterogenous)

02.05 Insertion of skull plate

Replacement of skull plate

02.06 Other cranial osteoplasty

Repair of skull NOS
Revision of bone flap of skull

02.07 Removal of skull plate

Excludes: removal with synchronous replacement (02.05)

02.1 Repair of cerebral meninges

Excludes: marsupialization of cerebral lesion (01.59)

02.11 Simple suture of dura mater of brain

02.12 Other repair of cerebral meninges

Closure of fistula of cerebrospinal fluid
Dural graft
Repair of encephalocele including synchronous cranioplasty
Repair of meninges NOS
Subdural patch

02.13 Ligation of meningeal vessel

Ligation of:
longitudinal sinus
middle meningeal artery

02.14 Choroid plexectomy
Cauterization of choroid plexus

02.2 Ventriculostomy ®

02.21 Insertion or replacement of external ventricular drain [EVD] ✨

External ventricular drainage [EVD] setup
Replacement of external ventricular drain
Ventricular catheter placement for:

drainage of cerebrospinal fluid [CSF]
injection of medication or other substance
sampling of cerebrospinal fluid [CSF]

*Excludes: extracranial ventricular shunt (02.31-02.35, 02.39)
intracranial ventricular shunt (02.22)
other cranial puncture (01.09)
ventricular shunt replacement (02.41-02.43)*

02.22 Intracranial ventricular shunt or anastomosis ✨

Anastomosis of ventricle to:
cervical subarachnoid space
cistern magna Insertion of Holter valve into intracranial system
Shunt between two intracranial ventricles
That by endoscopy
Third ventriculostomy
Ventriculocisternostomy

02.3 Extracranial ventricular shunt

Includes: that with insertion of valve

02.31 Ventricular shunt to structure in head and neck

Ventricle to nasopharynx shunt
Ventriculomastoid anastomosis

02.32 Ventricular shunt to circulatory system

Ventriculoatrial anastomosis
Ventriculocaval shunt

02.33 Ventricular shunt to thoracic cavity

Ventriculopleural anastomosis

02.34 Ventricular shunt to abdominal cavity and organs

Ventriculocholecystostomy
Ventriculoperitoneostomy

02.35 Ventricular shunt to urinary system

Ventricle to ureter shunt

02.39 Ventricular shunt to extracranial site NEC ®

Ventricle to bone marrow shunt

02.4 Revision, removal, and irrigation of ventricular shunt

Excludes: revision of distal catheter of ventricular shunt (54.95)

02.41 Irrigation and exploration of ventricular shunt

Exploration of ventriculoperitoneal shunt at ventricular site
Re-programming of ventriculoperitoneal shunt

02.42 Replacement of ventricular shunt

Reinsertion of Holter valve
Revision of ventriculoperitoneal shunt at ventricular site

02.43 Removal of ventricular shunt

02.9 Other operations on skull, brain, and cerebral meninges

Excludes: operations on:

pineal gland ([07.17](#), [07.51-07.59](#))

pituitary gland [hypophysis] ([07.13-07.15](#), [07.61-07.79](#))

02.91 Lysis of cortical adhesions

02.92 Repair of brain

02.93 Implantation or replacement of intracranial neurostimulator lead(s)

Implantation, insertion, placement, or replacement of intracranial:
brain pacemaker [neuropacemaker]
depth electrodes
epidural pegs
electroencephalographic receiver
foramen ovale electrodes
intracranial electrostimulator
subdural grids
subdural strips

Code also any :

insertion of cranial implantation or replacement of
neurostimulator pulse generator (01.20)

insertion of **subcutaneous** neurostimulator pulse generator
([86.94-86.98](#))

02.94 Insertion or replacement of skull tongs or halo traction device

02.95 Removal of skull tongs or halo traction device

02.96 Insertion of sphenoidal electrodes

02.99 Other

Excludes: chemical shock therapy ([94.24](#))

electroshock therapy:

subconvulsive ([94.26](#))

other ([94.27](#))

03 Operations on spinal cord and spinal canal structures

Code also any application or administration of an adhesion barrier substance
([99.77](#))

03.0 Exploration and decompression of spinal canal structures

03.01 Removal of foreign body from spinal canal

03.02 Reopening of laminectomy site

03.09 Other exploration and decompression of spinal canal [®]

Decompression:

laminectomy

laminotomy

Expansile laminoplasty

Exploration of spinal nerve root

Foraminotomy

Code also any synchronous insertion, replacement and revision of posterior spinal motion preservation device(s), if performed (84.80 - 84.85)

Excludes: drainage of spinal fluid by anastomosis (03.71-03.79)
laminectomy with excision of intervertebral disc (80.51)
spinal tap (03.31)
that as operative approach --omit code

03.1 Division of intraspinal nerve root

Rhizotomy

03.2 Chordotomy

03.21 Percutaneous chordotomy

Stereotactic chordotomy

03.29 Other chordotomy

Chordotomy NOS

Tractotomy (one-stage) (two-stage) of spinal cord

Transection of spinal cord tracts

03.3 Diagnostic procedures on spinal cord and spinal canal structures

03.31 Spinal tap

Lumbar puncture for removal of dye

Excludes: lumbar puncture for injection of dye [myelogram] (87.21)

03.32 Biopsy of spinal cord or spinal meninges

03.39 Other diagnostic procedures on spinal cord and spinal canal structures

Excludes: microscopic examination of specimen from nervous system or of spinal fluid (90.01-90.09)
x-ray of spine (87.21-87.29)

03.4 Excision or destruction of lesion of spinal cord or spinal meninges

Curettage of spinal cord or spinal meninges

Debridement of spinal cord or spinal meninges

Marsupialization of cyst of spinal cord or spinal meninges

Resection of spinal cord or spinal meninges

Excludes: biopsy of spinal cord or meninges (03.32)

03.5 Plastic operations on spinal cord structures

03.51 Repair of spinal meningocele

Repair of meningocele NOS

03.52 Repair of spinal myelomeningocele

03.53 Repair of vertebral fracture [®]

Elevation of spinal bone fragments

Reduction of fracture of vertebrae

Removal of bony spicules from spinal canal

Excludes: percutaneous vertebral augmentation (81.66)
Percutaneous vertebroplasty (81.65)



03.59 Other repair and plastic operations on spinal cord structures

Repair of:
 diastematomyelia
 spina bifida NOS
 spinal cord NOS
 spinal meninges NOS
 vertebral arch defect

03.6 Lysis of adhesions of spinal cord and nerve roots

03.7 Shunt of spinal theca

Includes: that with valve

03.71 Spinal subarachnoid-peritoneal shunt

03.72 Spinal subarachnoid-ureteral shunt

03.79 Other shunt of spinal theca

Lumbar-subarachnoid shunt NOS
 Pleurothecal anastomosis
 Salpingothecal anastomosis

03.8 Injection of destructive agent into spinal canal

03.9 Other operations on spinal cord and spinal canal structures

03.90 Insertion of catheter into spinal canal for infusion of therapeutic or palliative substances

Insertion of catheter into epidural, subarachnoid, or subdural space of spine with intermittent or continuous infusion of drug (with creation of any reservoir)

Code also any implantation of infusion pump ([86.06](#))

03.91 Injection of anesthetic into spinal canal for analgesia

Excludes: that for operative anesthesia --omit code

03.92 Injection of other agent into spinal canal

Intrathecal injection of steroid
 Subarachnoid perfusion of refrigerated saline

Excludes: injection of:

contrast material for myelogram ([87.21](#))
 destructive agent into spinal canal ([03.8](#))

03.93 Implantation or replacement of spinal neurostimulator lead(s)

Code also any insertion of neurostimulator pulse generator ([86.94-86.98](#))

03.94 Removal of spinal neurostimulator lead(s)

Code also any removal of neurostimulator pulse generator ([86.05](#))

03.95 Spinal blood patch

03.96 Percutaneous denervation of facet

03.97 Revision of spinal thecal shunt

03.98 Removal of spinal thecal shunt

03.99 Other

04 Operations on cranial and peripheral nerves

04.0 Incision, division, and excision of cranial and peripheral nerves

Excludes: *optociliary neurectomy* ([12.79](#))
sympathetic ganglionectomy ([05.21-05.29](#))

04.01 Excision of acoustic neuroma

That by craniotomy

Excludes: *that by stereotactic radiosurgery* ([92.30 - 92.39](#))

04.02 Division of trigeminal nerve

Retrogasserian neurotomy

04.03 Division or crushing of other cranial and peripheral nerves

Excludes: *that of:*

glossopharyngeal nerve ([29.92](#))

laryngeal nerve ([31.91](#))

nerves to adrenal glands ([07.42](#))

phrenic nerve for collapse of lung ([33.31](#))

vagus nerve ([44.00-44.03](#))

04.04 Other incision of cranial and peripheral nerves

04.05 Gasserian ganglionectomy

04.06 Other cranial or peripheral ganglionectomy

Excludes: *sympathetic ganglionectomy* ([05.21-05.29](#))

04.07 Other excision or avulsion of cranial and peripheral nerves

Curettage of peripheral nerve

Debridement of peripheral nerve

Resection of peripheral nerve

Excision of peripheral neuroma [Morton's]

Excludes: *biopsy of cranial or peripheral nerve* ([04.11-04.12](#))

04.1 Diagnostic procedures on peripheral nervous system

04.11 Closed [percutaneous] [needle] biopsy of cranial or peripheral nerve or ganglion

04.12 Open biopsy of cranial or peripheral nerve or ganglion

04.19 Other diagnostic procedures on cranial and peripheral nerves and ganglia

Excludes: *microscopic examination of specimen from nervous system* ([90.01-90.09](#))

neurologic examination ([89.13](#))

04.2 Destruction of cranial and peripheral nerves

Destruction of cranial or peripheral nerves by:

cryoanalgesia

injection of neurolytic agent

radiofrequency

Radiofrequency ablation

04.3 Suture of cranial and peripheral nerves

04.4 Lysis of adhesions and decompression of cranial and peripheral nerves



- 04.41** Decompression of trigeminal nerve root
- 04.42** Other cranial nerve decompression
- 04.43** Release of carpal tunnel
- 04.44** Release of tarsal tunnel
- 04.49** Other peripheral nerve or ganglion decompression or lysis of adhesions
Peripheral nerve neurolysis NOS
- 04.5** Cranial or peripheral nerve graft
- 04.6** Transposition of cranial and peripheral nerves
Nerve transplantation
- 04.7** Other cranial or peripheral neuroplasty
 - 04.71** Hypoglossal-facial anastomosis
 - 04.72** Accessory-facial anastomosis
 - 04.73** Accessory-hypoglossal anastomosis
 - 04.74** Other anastomosis of cranial or peripheral nerve
 - 04.75** Revision of previous repair of cranial and peripheral nerves
 - 04.76** Repair of old traumatic injury of cranial and peripheral nerves
 - 04.79** Other neuroplasty
- 04.8** Injection into peripheral nerve
Excludes: destruction of nerve (by injection of neurolytic agent) ([04.2](#))
- 04.80** Peripheral nerve injection, not otherwise specified
- 04.81** Injection of anesthetic into peripheral nerve for analgesia
Excludes: that for operative anesthesia --omit code
- 04.89** Injection of other agent, except neurolytic
Excludes: injection of neurolytic agent ([04.2](#))
- 04.9** Other operations on cranial and peripheral nerves
 - 04.91** Neurectasis
 - 04.92** Implantation or replacement of peripheral neurostimulator lead(s)
Code also any insertion of neurostimulator pulse generator
([86.94-86.98](#))
Excludes: implantation or replacement of carotid sinus stimulation lead(s) (39.82)
 - 04.93** Removal of peripheral neurostimulator lead(s)
Code also any removal of neurostimulator pulse generator ([86.05](#))
 - 04.99** Other
- 05** Operations on sympathetic nerves or ganglia
Excludes: paracervical uterine denervation ([69.3](#))
- 05.0** Division of sympathetic nerve or ganglion
Excludes: that of nerves to adrenal glands ([07.42](#))

05.1 Diagnostic procedures on sympathetic nerves or ganglia

05.11 Biopsy of sympathetic nerve or ganglion

05.19 Other diagnostic procedures on sympathetic nerves or ganglia

05.2 Sympathectomy

05.21 Sphenopalatine ganglionectomy

05.22 Cervical sympathectomy

05.23 Lumbar sympathectomy

05.24 Presacral sympathectomy

05.25 Periarterial sympathectomy

05.29 Other sympathectomy and ganglionectomy

Excision or avulsion of sympathetic nerve NOS

Sympathetic ganglionectomy NOS

Excludes: biopsy of sympathetic nerve or ganglion ([05.11](#))

optociliary neurectomy ([12.79](#))

periarterial sympathectomy ([05.25](#))

tympanosympathectomy ([20.91](#))

05.3 Injection into sympathetic nerve or ganglion

Excludes: injection of ciliary sympathetic ganglion ([12.79](#))

05.31 Injection of anesthetic into sympathetic nerve for analgesia

05.32 Injection of neurolytic agent into sympathetic nerve

05.39 Other injection into sympathetic nerve or ganglion

05.8 Other operations on sympathetic nerves or ganglia

05.81 Repair of sympathetic nerve or ganglion

05.89 Other

05.9 Other operations on nervous system



2. OPERATIONS ON THE ENDOCRINE SYSTEM (06-07)

06 Operations on thyroid and parathyroid glands

Includes: incidental resection of hyoid bone

06.0 Incision of thyroid field

Excludes: division of isthmus (06.91)

06.01 Aspiration of thyroid field

Percutaneous or needle drainage of thyroid field

Excludes: aspiration biopsy of thyroid (06.11)

drainage by incision (06.09)

postoperative aspiration of field (06.02)

06.02 Reopening of wound of thyroid field

Reopening of wound of thyroid field for:

control of (postoperative) hemorrhage

examination

exploration

removal of hematoma

06.09 Other incision of thyroid field

Drainage of hematoma by incision

Drainage of thyroglossal tract by incision

Exploration:

neck by incision

thyroid (field) by incision

Removal of foreign body by incision

Thyroidotomy NOS by incision

Excludes: postoperative exploration (06.02)

removal of hematoma by aspiration (06.01)

06.1 Diagnostic procedures on thyroid and parathyroid glands

06.11 Closed [percutaneous] [needle] biopsy of thyroid gland

Aspiration biopsy of thyroid

06.12 Open biopsy of thyroid gland

06.13 Biopsy of parathyroid gland

06.19 Other diagnostic procedures on thyroid and parathyroid glands

Excludes: radioisotope scan of:

parathyroid (92.13)

thyroid (92.01)

soft tissue x-ray of thyroid field (87.09)

06.2 Unilateral thyroid lobectomy

Complete removal of one lobe of thyroid (with removal of isthmus or portion of other lobe)

Hemithyroidectomy

Excludes: partial substernal thyroidectomy (06.51)



06.3 Other partial thyroidectomy

06.31 Excision of lesion of thyroid

Excludes: biopsy of thyroid (06.11-06.12)
laser interstitial thermal therapy [LITT] of lesion or tissue of neck under guidance (17.62)

06.39 Other

Isthmectomy
Partial thyroidectomy NOS

Excludes: partial substernal thyroidectomy (06.51)

06.4 Complete thyroidectomy

Excludes: complete substernal thyroidectomy (06.52)
that with laryngectomy (30.3-30.4)

06.5 Substernal thyroidectomy

06.50 Substernal thyroidectomy, not otherwise specified

06.51 Partial substernal thyroidectomy

06.52 Complete substernal thyroidectomy

06.6 Excision of lingual thyroid

Excision of thyroid by:
submental route
transoral route

06.7 Excision of thyroglossal duct or tract

06.8 Parathyroidectomy

06.81 Complete parathyroidectomy

06.89 Other parathyroidectomy

Parathyroidectomy NOS
Partial parathyroidectomy

Excludes: biopsy of parathyroid (06.13)

06.9 Other operations on thyroid (region) and parathyroid

06.91 Division of thyroid isthmus

Transection of thyroid isthmus

06.92 Ligation of thyroid vessels

06.93 Suture of thyroid gland

06.94 Thyroid tissue reimplantation

Autotransplantation of thyroid tissue

06.95 Parathyroid tissue reimplantation

Autotransplantation of parathyroid tissue

06.98 Other operations on thyroid glands

06.99 Other operations on parathyroid glands

07 Operations on other endocrine glands

Includes: operations on:
 adrenal glands
 pineal gland
 pituitary gland
 thymus

Excludes: operations on:
 aortic and carotid bodies ([39.81-39.89](#))
 ovaries ([65.0-65.99](#))
 pancreas ([52.01-52.99](#))
 testes ([62.0-62.99](#))

07.0 Exploration of adrenal field

Excludes: incision of adrenal (gland) ([07.41](#))

07.00 Exploration of adrenal field, not otherwise specified

07.01 Unilateral exploration of adrenal field

07.02 Bilateral exploration of adrenal field

07.1 Diagnostic procedures on adrenal glands, pituitary gland, pineal gland, and thymus

07.11 Closed [percutaneous] [needle] biopsy of adrenal gland

07.12 Open biopsy of adrenal gland

07.13 Biopsy of pituitary gland, transfrontal approach

07.14 Biopsy of pituitary gland, transsphenoidal approach

07.15 Biopsy of pituitary gland, unspecified approach

07.16 Biopsy of thymus

07.17 Biopsy of pineal gland

07.19 Other diagnostic procedures on adrenal glands, pituitary gland, pineal gland, and thymus

Excludes: microscopic examination of specimen from endocrine gland ([90.11-90.19](#))
radioisotope scan of pituitary gland ([92.11](#))

07.2 Partial adrenalectomy

07.21 Excision of lesion of adrenal gland

Excludes: biopsy of adrenal gland ([07.11-07.12](#))

07.22 Unilateral adrenalectomy
 Adrenalectomy NOS

Excludes: excision of remaining adrenal gland ([07.3](#))

07.29 Other partial adrenalectomy
 Partial adrenalectomy NOS

07.3 Bilateral adrenalectomy

Excision of remaining adrenal gland

Excludes: bilateral partial adrenalectomy ([07.29](#))

07.4 Other operations on adrenal glands, nerves, and vessels

- 07.41 Incision of adrenal gland**
Adrenotomy (with drainage)
- 07.42 Division of nerves to adrenal glands**
- 07.43 Ligation of adrenal vessels**
- 07.44 Repair of adrenal gland**
- 07.45 Reimplantation of adrenal tissue**
Autotransplantation of adrenal tissue
- 07.49 Other**

07.5 Operations on pineal gland

- 07.51 Exploration of pineal field**
Excludes: that with incision of pineal gland (07.52)
- 07.52 Incision of pineal gland**
- 07.53 Partial excision of pineal gland**
Excludes: biopsy of pineal gland (07.17)
- 07.54 Total excision of pineal gland**
Pinelectomy (complete) (total)
- 07.59 Other operations on pineal gland**

07.6 Hypophysectomy

- 07.61 Partial excision of pituitary gland, transfrontal approach**
Cryohypophysectomy, partial transfrontal approach
Division of hypophyseal stalk transfrontal approach
Excision of lesion of pituitary [hypophysis] transfrontal approach
Hypophysectomy, subtotal transfrontal approach
Infundibulectomy, hypophyseal transfrontal approach
Excludes: biopsy of pituitary gland, transfrontal approach (07.13)
- 07.62 Partial excision of pituitary gland, transsphenoidal approach**
Excludes: biopsy of pituitary gland, transsphenoidal approach (07.14)
- 07.63 Partial excision of pituitary gland, unspecified approach**
Excludes: biopsy of pituitary gland NOS (07.15)
- 07.64 Total excision of pituitary gland, transfrontal approach**
Ablation of pituitary by implantation (strontium-yttrium) (Y)
transfrontal approach
Cryohypophysectomy, complete transfrontal approach
- 07.65 Total excision of pituitary gland, transsphenoidal approach**
- 07.68 Total excision of pituitary gland, other specified approach**
- 07.69 Total excision of pituitary gland, unspecified approach**
Hypophysectomy NOS
Pituitectomy NOS

07.7 Other operations on hypophysis

07.71 Exploration of pituitary fossa

Excludes: exploration with incision of pituitary gland ([07.72](#))

07.72 Incision of pituitary gland

Aspiration of:
 craniobuccal pouch
 craniopharyngioma
 hypophysis
 pituitary gland
 Rathke's pouch

07.79 Other

Insertion of pack into sella turcica

07.8 Thymectomy

07.80 Thymectomy, not otherwise specified

07.81 Other partial excision of thymus

Open partial excision of thymus

Excludes: biopsy of thymus ([07.16](#))
 thoracoscopic partial excision of thymus ([07.83](#))

07.82 Other total excision of thymus

Open total excision of thymus

Excludes: thoracoscopic total excision of thymus ([07.84](#))

07.83 Thoracoscopic partial excision of thymus

Excludes: other partial excision of thymus ([07.81](#))

07.84 Thoracoscopic total excision of thymus

Excludes: other total excision of thymus ([07.82](#))

07.9 Other operations on thymus

07.91 Exploration of thymus field

Excludes: exploration with incision of thymus ([07.92](#))

07.92 Other incision of thymus

Open incision of thymus

Excludes: thoracoscopic incision of thymus ([07.95](#))

07.93 Repair of thymus

07.94 Transplantation of thymus

07.95 Thoracoscopic incision of thymus

Excludes: other incision of thymus ([07.92](#))

07.98 Other and unspecified thoracoscopic operations on thymus

07.99 Other and unspecified operations on thymus

Transcervical thymectomy

Excludes: other thoracoscopic operations on thymus ([07.98](#))

3. OPERATIONS ON THE EYE (08-16)

08 Operations on eyelids

Includes: operations on the eyebrow

08.0 Incision of eyelid**08.01** Incision of lid margin**08.02** Severing of blepharorrhaphy**08.09** Other incision of eyelid**08.1 Diagnostic procedures on eyelid****08.11** Biopsy of eyelid**08.19** Other diagnostic procedures on eyelid**08.2 Excision or destruction of lesion or tissue of eyelid**Code also any synchronous reconstruction ([08.61-08.74](#))*Excludes:* biopsy of eyelid ([08.11](#))**08.20** Removal of lesion of eyelid, not otherwise specified

Removal of meibomian gland NOS

08.21 Excision of chalazion**08.22** Excision of other minor lesion of eyelid

Excision of:

verruca

wart

08.23 Excision of major lesion of eyelid, partial-thickness

Excision involving one-fourth or more of lid margin, partial-thickness

08.24 Excision of major lesion of eyelid, full-thickness

Excision involving one-fourth or more of lid margin, full-thickness

Wedge resection of eyelid

08.25 Destruction of lesion of eyelid**08.3 Repair of blepharoptosis and lid retraction****08.31** Repair of blepharoptosis by frontalis muscle technique with suture**08.32** Repair of blepharoptosis by frontalis muscle technique with fascial sling**08.33** Repair of blepharoptosis by resection or advancement of levator muscle or aponeurosis**08.34** Repair of blepharoptosis by other levator muscle techniques**08.35** Repair of blepharoptosis by tarsal technique**08.36** Repair of blepharoptosis by other techniques

Correction of eyelid ptosis NOS

Orbicularis oculi muscle sling for correction of blepharoptosis

08.37 Reduction of overcorrection of ptosis**08.38** Correction of lid retraction

08.4 Repair of entropion or ectropion

- 08.41 Repair of entropion or ectropion by thermocauterization
- 08.42 Repair of entropion or ectropion by suture technique
- 08.43 Repair of entropion or ectropion with wedge resection
- 08.44 Repair of entropion or ectropion with lid reconstruction
- 08.49 Other repair of entropion or ectropion

08.5 Other adjustment of lid position

- 08.51 Canthotomy
Enlargement of palpebral fissure
- 08.52 Blepharorrhaphy
Canthorrhaphy
Tarsorrhaphy
- 08.59 Other
Canthoplasty NOS
Repair of epicanthal fold

08.6 Reconstruction of eyelid with flaps or grafts

Excludes: that associated with repair of entropion and ectropion ([08.44](#))

- 08.61 Reconstruction of eyelid with skin flap or graft
- 08.62 Reconstruction of eyelid with mucous membrane flap or graft
- 08.63 Reconstruction of eyelid with hair follicle graft
- 08.64 Reconstruction of eyelid with tarsoconjunctival flap
Transfer of tarsoconjunctival flap from opposing lid
- 08.69 Other reconstruction of eyelid with flaps or grafts

08.7 Other reconstruction of eyelid

Excludes: that associated with repair of entropion and ectropion ([08.44](#))

- 08.70 Reconstruction of eyelid, not otherwise specified
- 08.71 Reconstruction of eyelid involving lid margin, partial-thickness
- 08.72 Other reconstruction of eyelid, partial-thickness
- 08.73 Reconstruction of eyelid involving lid margin, full-thickness
- 08.74 Other reconstruction of eyelid, full-thickness

08.8 Other repair of eyelid

- 08.81 Linear repair of laceration of eyelid or eyebrow
- 08.82 Repair of laceration involving lid margin, partial-thickness
- 08.83 Other repair of laceration of eyelid, partial-thickness
- 08.84 Repair of laceration involving lid margin, full-thickness
- 08.85 Other repair of laceration of eyelid, full-thickness
- 08.86 Lower eyelid rhytidectomy
- 08.87 Upper eyelid rhytidectomy
- 08.89 Other eyelid repair

08.9 Other operations on eyelids

- 08.91 Electrosurgical epilation of eyelid
- 08.92 Cryosurgical epilation of eyelid
- 08.93 Other epilation of eyelid
- 08.99 Other

09 Operations on lacrimal system

09.0 Incision of lacrimal gland

Incision of lacrimal cyst (with drainage)

09.1 Diagnostic procedures on lacrimal system

- 09.11 Biopsy of lacrimal gland
- 09.12 Biopsy of lacrimal sac
- 09.19 Other diagnostic procedures on lacrimal system
 - Excludes:* contrast dacryocystogram [\(87.05\)](#)
soft tissue x-ray of nasolacrimal duct [\(87.09\)](#)

09.2 Excision of lesion or tissue of lacrimal gland

- 09.20 Excision of lacrimal gland, not otherwise specified
- 09.21 Excision of lesion of lacrimal gland
 - Excludes:* biopsy of lacrimal gland [\(09.11\)](#)
- 09.22 Other partial dacryoadenectomy
 - Excludes:* biopsy of lacrimal gland [\(09.11\)](#)
- 09.23 Total dacryoadenectomy

09.3 Other operations on lacrimal gland

09.4 Manipulation of lacrimal passage

Includes: removal of calculus
that with dilation

Excludes: contrast dacryocystogram [\(87.05\)](#)

- 09.41 Probing of lacrimal punctum
- 09.42 Probing of lacrimal canaliculi
- 09.43 Probing of nasolacrimal duct
 - Excludes:* that with insertion of tube or stent [\(09.44\)](#)
- 09.44 Intubation of nasolacrimal duct
Insertion of stent into nasolacrimal duct
- 09.49 Other manipulation of lacrimal passage

09.5 Incision of lacrimal sac and passages

- 09.51 Incision of lacrimal punctum
- 09.52 Incision of lacrimal canaliculi
- 09.53 Incision of lacrimal sac
- 09.59 Other incision of lacrimal passages
Incision (and drainage) of nasolacrimal duct NOS

09.6 Excision of lacrimal sac and passage

Excludes: biopsy of lacrimal sac ([09.12](#))

09.7 Repair of canaliculus and punctum

Excludes: repair of eyelid ([08.81-08.89](#))

09.71 Correction of everted punctum

09.72 Other repair of punctum

09.73 Repair of canaliculus

09.8 Fistulization of lacrimal tract to nasal cavity

09.81 Dacryocystorhinostomy [DCR]

09.82 Conjunctivocystorhinostomy
Conjunctivodacryocystorhinostomy [CDCR]

Excludes: that with insertion of tube or stent ([09.83](#))

09.83 Conjunctivorhinostomy with insertion of tube or stent

09.9 Other operations on lacrimal system

09.91 Obliteration of lacrimal punctum

09.99 Other

10 Operations on conjunctiva

10.0 Removal of embedded foreign body from conjunctiva by incision

Excludes: removal of:
embedded foreign body without incision ([98.22](#))
superficial foreign body ([98.21](#))

10.1 Other incision of conjunctiva

10.2 Diagnostic procedures on conjunctiva

10.21 Biopsy of conjunctiva

10.29 Other diagnostic procedures on conjunctiva

10.3 Excision or destruction of lesion or tissue of conjunctiva

10.31 Excision of lesion or tissue of conjunctiva
Excision of ring of conjunctiva around cornea

Excludes: biopsy of conjunctiva ([10.21](#))

10.32 Destruction of lesion of conjunctiva

Excludes: excision of lesion ([10.31](#))
thermocauterization for entropion ([08.41](#))

10.33 Other destructive procedures on conjunctiva
Removal of trachoma follicles

10.4 Conjunctivoplasty

10.41 Repair of symblepharon with free graft

10.42 Reconstruction of conjunctival cul-de-sac with free graft

Excludes: revision of enucleation socket with graft ([16.63](#))

10.43 Other reconstruction of conjunctival cul-de-sac

Excludes: revision of enucleation socket ([16.64](#))

10.44 Other free graft to conjunctiva

10.49 Other conjunctivoplasty

Excludes: repair of cornea with conjunctival flap ([11.53](#))

10.5 Lysis of adhesions of conjunctiva and eyelid

Division of symblepharon (with insertion of conformer)

10.6 Repair of laceration of conjunctiva

Excludes: that with repair of sclera ([12.81](#))

10.9 Other operations on conjunctiva

10.91 Subconjunctival injection

10.99 Other

11 Operations on cornea

11.0 Magnetic removal of embedded foreign body from cornea

Excludes: that with incision ([11.1](#))

11.1 Incision of cornea

Incision of cornea for removal of foreign body

11.2 Diagnostic procedures on cornea

11.21 Scraping of cornea for smear or culture

11.22 Biopsy of cornea

11.29 Other diagnostic procedures on cornea

11.3 Excision of pterygium

11.31 Transposition of pterygium

11.32 Excision of pterygium with corneal graft

11.39 Other excision of pterygium

11.4 Excision or destruction of tissue or other lesion of cornea

11.41 Mechanical removal of corneal epithelium

That by chemocauterization

Excludes: that for smear or culture ([11.21](#))

11.42 Thermocauterization of corneal lesion

11.43 Cryotherapy of corneal lesion

11.49 Other removal or destruction of corneal lesion

Excision of cornea NOS

Excludes: biopsy of cornea ([11.22](#))

11.5 Repair of cornea

11.51 Suture of corneal laceration

11.52 Repair of postoperative wound dehiscence of cornea

11.53 Repair of corneal laceration or wound with conjunctival flap

11.59 Other repair of cornea

11.6 Corneal transplant

Excludes: excision of pterygium with corneal graft ([11.32](#))

11.60 Corneal transplant, not otherwise specified

Keratoplasty NOS

Note: To report donor source --see codes [00.91-00.93](#)

11.61 Lamellar keratoplasty with autograft

11.62 Other lamellar keratoplasty

11.63 Penetrating keratoplasty with autograft

Perforating keratoplasty with autograft

11.64 Other penetrating keratoplasty

Perforating keratoplasty (with homograft)

11.69 Other corneal transplant

11.7 Other reconstructive and refractive surgery on cornea

11.71 Keratomileusis

11.72 Keratophakia

11.73 Keratoprosthesis

11.74 Thermokeratoplasty

11.75 Radial keratotomy

11.76 Epikeratophakia

11.79 Other

11.9 Other operations on cornea

11.91 Tattooing of cornea

11.92 Removal of artificial implant from cornea

11.99 Other

12 Operations on iris, ciliary body, sclera, and anterior chamber

Excludes: operations on cornea ([11.0-11.99](#))

12.0 Removal of intraocular foreign body from anterior segment of eye

12.00 Removal of intraocular foreign body from anterior segment of eye, not otherwise specified

12.01 Removal of intraocular foreign body from anterior segment of eye with use of magnet

12.02 Removal of intraocular foreign body from anterior segment of eye without use of magnet

12.1 Iridotomy and simple iridectomy

Excludes: iridectomy associated with:

cataract extraction ([13.11-13.69](#))

removal of lesion ([12.41-12.42](#))

scleral fistulization ([12.61-12.69](#))

12.11 Iridotomy with transfixion

12.12 Other iridotomy

Corectomy
 Discission of iris
 Iridotomy NOS

12.13 Excision of prolapsed iris

12.14 Other iridectomy

Iridectomy (basal) (peripheral) (total)

12.2 Diagnostic procedures on iris, ciliary body, sclera, and anterior chamber

12.21 Diagnostic aspiration of anterior chamber of eye

12.22 Biopsy of iris

12.29 Other diagnostic procedures on iris, ciliary body, sclera, and anterior chamber

12.3 Iridoplasty and coreoplasty

12.31 Lysis of goniosynechiae

Lysis of goniosynechiae by injection of air or liquid

12.32 Lysis of other anterior synechiae

Lysis of anterior synechiae:
 NOS
 by injection of air or liquid

12.33 Lysis of posterior synechiae

Lysis of iris adhesions NOS

12.34 Lysis of corneovitreal adhesions

12.35 Coreoplasty

Needling of pupillary membrane

12.39 Other iridoplasty

12.4 Excision or destruction of lesion of iris and ciliary body

12.40 Removal of lesion of anterior segment of eye, not otherwise specified

12.41 Destruction of lesion of iris, nonexcisional

Destruction of lesion of iris by:
 cauterization
 cryotherapy
 photocoagulation

12.42 Excision of lesion of iris

Excludes: biopsy of iris ([12.22](#))

12.43 Destruction of lesion of ciliary body, nonexcisional

12.44 Excision of lesion of ciliary body

12.5 Facilitation of intraocular circulation

12.51 Goniopuncture without goniotomy

12.52 Goniotomy without goniopuncture

12.53 Goniotomy with goniopuncture

12.54 Trabeculotomy ab externo



New code



Revised code



4th digit required

12.55 Cyclodialysis

12.59 Other facilitation of intraocular circulation

12.6 Scleral fistulization

Excludes: exploratory sclerotomy ([12.89](#))

12.61 Trephination of sclera with iridectomy

12.62 Thermocauterization of sclera with iridectomy

12.63 Iridencleisis and iridotaxis

12.64 Trabeculectomy ab externo

12.65 Other scleral fistulization with iridectomy

12.66 Postoperative revision of scleral fistulization procedure
Revision of filtering bleb

Excludes: repair of fistula ([12.82](#))

12.67 **Insertion of aqueous drainage device** 

Anterior chamber drainage device

Aqueous drainage shunt or stent

Eye valve implant

Filtration canal shunt or device

12.69 Other fistulizing procedure

12.7 Other procedures for relief of elevated intraocular pressure

12.71 Cyclodiathermy

12.72 Cyclocryotherapy

12.73 Cyclophotocoagulation

12.74 Diminution of ciliary body, not otherwise specified

12.79 Other glaucoma procedures

12.8 Operations on sclera

Excludes: those associated with:

retinal reattachment ([14.41-14.59](#))

scleral fistulization ([12.61-12.69](#))

12.81 Suture of laceration of sclera

Suture of sclera with synchronous repair of conjunctiva

12.82 Repair of scleral fistula

Excludes: postoperative revision of scleral fistulization procedure ([12.66](#))

12.83 Revision of operative wound of anterior segment, not elsewhere classified

Excludes: postoperative revision of scleral fistulization procedure ([12.66](#))

12.84 Excision or destruction of lesion of sclera

12.85 Repair of scleral staphyloma with graft

12.86 Other repair of scleral staphyloma

12.87 Scleral reinforcement with graft

12.88 Other scleral reinforcement

12.89 Other operations on sclera

Exploratory sclerotomy

12.9 Other operations on iris, ciliary body, and anterior chamber

12.91 Therapeutic evacuation of anterior chamber

Paracentesis of anterior chamber

Excludes: diagnostic aspiration ([12.21](#))

12.92 Injection into anterior chamber

Injection of:

air into anterior chamber

liquid into anterior chamber

medication into anterior chamber

12.93 Removal or destruction of epithelial downgrowth from anterior chamber

Excludes: that with iridectomy ([12.41-12.42](#))

12.97 Other operations on iris

12.98 Other operations on ciliary body

12.99 Other operations on anterior chamber

13 Operations on lens

13.0 Removal of foreign body from lens

Excludes: removal of pseudophakos ([13.8](#))

13.00 Removal of foreign body from lens, not otherwise specified

13.01 Removal of foreign body from lens with use of magnet

13.02 Removal of foreign body from lens without use of magnet

13.1 Intracapsular extraction of lens

Code also any synchronous insertion of pseudophakos ([13.71](#))

13.11 Intracapsular extraction of lens by temporal inferior route

13.19 Other intracapsular extraction of lens

Cataract extraction NOS

Cryoextraction of lens

Eryiphake extraction of cataract

Extraction of lens NOS

13.2 Extracapsular extraction of lens by linear extraction technique

Code also any synchronous insertion of pseudophakos ([13.71](#))

13.3 Extracapsular extraction of lens by simple aspiration (and irrigation) technique

Irrigation of traumatic cataract

Code also any synchronous insertion of pseudophakos ([13.71](#))

13.4 Extracapsular extraction of lens by fragmentation and aspiration technique

Code also any synchronous insertion of pseudophakos ([13.71](#))

13.41 Phacoemulsification and aspiration of cataract

13.42 Mechanical phacofragmentation and aspiration of cataract by posterior route

Code also any synchronous vitrectomy ([14.74](#))



New code



Revised code



4th digit required

13.43 Mechanical phacofragmentation and other aspiration of cataract

13.5 Other extracapsular extraction of lens

Code also any synchronous insertion of pseudophakos ([13.71](#))

13.51 Extracapsular extraction of lens by temporal inferior route

13.59 Other extracapsular extraction of lens

13.6 Other cataract extraction

Code also any synchronous insertion of pseudophakos ([13.71](#))

13.64 Discission of secondary membrane [after cataract]

13.65 Excision of secondary membrane [after cataract] ®

Capsulectomy

13.66 Mechanical fragmentation of secondary membrane [after cataract]

13.69 Other cataract extraction

13.7 Insertion of prosthetic lens [pseudophakos]

Excludes: implantation of intraocular telescope prosthesis ([13.91](#))

13.70 Insertion of pseudophakos, not otherwise specified

13.71 Insertion of intraocular lens prosthesis at time of cataract extraction, one-stage

Code also synchronous extraction of cataract ([13.11-13.69](#))

13.72 Secondary insertion of intraocular lens prosthesis

13.8 Removal of implanted lens

Removal of pseudophakos

13.9 Other operations on lens

13.90 Operation on lens, Not Elsewhere Classified

13.91 Implantation of intraocular telescope prosthesis

Implantable miniature telescope

Includes removal of lens, any method

Excludes: secondary insertion of ocular implant ([16.61](#))

14 Operations on retina, choroid, vitreous, and posterior chamber

14.0 Removal of foreign body from posterior segment of eye

Excludes: removal of surgically implanted material ([14.6](#))

14.00 Removal of foreign body from posterior segment of eye, not otherwise specified

14.01 Removal of foreign body from posterior segment of eye with use of magnet

14.02 Removal of foreign body from posterior segment of eye without use of magnet

14.1 Diagnostic procedures on retina, choroid, vitreous, and posterior chamber

14.11 Diagnostic aspiration of vitreous

14.19 Other diagnostic procedures on retina, choroid, vitreous, and posterior chamber

14.2 Destruction of lesion of retina and choroid

Includes: destruction of chorioretinopathy or isolated chorioretinal lesion

Excludes: that for repair of retina (14.31-14.59)

14.21 Destruction of chorioretinal lesion by diathermy

14.22 Destruction of chorioretinal lesion by cryotherapy

14.23 Destruction of chorioretinal lesion by xenon arc photocoagulation

14.24 Destruction of chorioretinal lesion by laser photocoagulation

14.25 Destruction of chorioretinal lesion by photocoagulation of unspecified type

14.26 Destruction of chorioretinal lesion by radiation therapy

14.27 Destruction of chorioretinal lesion by implantation of radiation source

14.29 Other destruction of chorioretinal lesion
Destruction of lesion of retina and choroid NOS

14.3 Repair of retinal tear

Includes: repair of retinal defect

Excludes: repair of retinal detachment (14.41-14.59)

14.31 Repair of retinal tear by diathermy

14.32 Repair of retinal tear by cryotherapy

14.33 Repair of retinal tear by xenon arc photocoagulation

14.34 Repair of retinal tear by laser photocoagulation

14.35 Repair of retinal tear by photocoagulation of unspecified type

14.39 Other repair of retinal tear

14.4 Repair of retinal detachment with scleral buckling and implant

14.41 Scleral buckling with implant

14.49 Other scleral buckling
Scleral buckling with:
air tamponade
resection of sclera
vitrectomy

14.5 Other repair of retinal detachment

Includes: that with drainage

14.51 Repair of retinal detachment with diathermy

14.52 Repair of retinal detachment with cryotherapy

14.53 Repair of retinal detachment with xenon arc photocoagulation

14.54 Repair of retinal detachment with laser photocoagulation



14.55 Repair of retinal detachment with photocoagulation of unspecified type

14.59 Other

14.6 Removal of surgically implanted material from posterior segment of eye

14.7 Operations on vitreous

14.71 Removal of vitreous, anterior approach

Open sky technique

Removal of vitreous, anterior approach (with replacement)

14.72 Other removal of vitreous

Aspiration of vitreous by posterior sclerotomy

14.73 Mechanical vitrectomy by anterior approach

14.74 Other mechanical vitrectomy

Posterior approach

14.75 Injection of vitreous substitute

Excludes: that associated with removal ([14.71-14.72](#))

14.79 Other operations on vitreous

14.8 Implantation of epiretinal visual prosthesis

14.81 Implantation of epiretinal visual prosthesis 

Note: Includes lens removal if present, scleral buckling, vitrectomy, epiretinal membrane peeling and pericardial grafting

Excludes: implantation of intraocular telescope prosthesis (13.91)
other operations on retina, choroid, and posterior chamber (14.9)
replacement of epiretinal visual prosthesis (14.83)

14.82 Removal of epiretinal visual prosthesis 

Note: Includes 360-degree limbal peritomy and vitrectomy if performed, and device extraction

Excludes: removal of eye prosthesis (97.31)

14.83 Revision or replacement of epiretinal visual prosthesis 

Note: Includes tack replacement, device relocation, and replacement of pericardial grafting, if needed

Excludes: implantation of epiretinal visual prosthesis (14.81)

14.9 Other operations on retina, choroid, and posterior chamber

15 Operations on extraocular muscles

15.0 Diagnostic procedures on extraocular muscles or tendons

15.01 Biopsy of extraocular muscle or tendon

15.09 Other diagnostic procedures on extraocular muscles and tendons

- 15.1 Operations on one extraocular muscle involving temporary detachment from globe**
- 15.11** Recession of one extraocular muscle
 - 15.12** Advancement of one extraocular muscle
 - 15.13** Resection of one extraocular muscle
 - 15.19** Other operations on one extraocular muscle involving temporary detachment from globe
Excludes: transposition of muscle ([15.5](#))
- 15.2 Other operations on one extraocular muscle**
- 15.21** Lengthening procedure on one extraocular muscle
 - 15.22** Shortening procedure on one extraocular muscle
 - 15.29** Other
- 15.3 Operations on two or more extraocular muscles involving temporary detachment from globe, one or both eyes**
- 15.4 Other operations on two or more extraocular muscles, one or both eyes**
- 15.5 Transposition of extraocular muscles**
Excludes: that for correction of ptosis ([08.31-08.36](#))
- 15.6 Revision of extraocular muscle surgery**
- 15.7 Repair of injury of extraocular muscle**
Freeing of entrapped extraocular muscle
Lysis of adhesions of extraocular muscle
Repair of laceration of extraocular muscle, tendon, or Tenon's capsule
- 15.9 Other operations on extraocular muscles and tendons**
- 16 Operations on orbit and eyeball**
Excludes: reduction of fracture of orbit ([76.78-76.79](#))
- 16.0 Orbitotomy**
- 16.01 Orbitotomy with bone flap**
Orbitotomy with lateral approach
 - 16.02 Orbitotomy with insertion of orbital implant**
Excludes: that with bone flap ([16.01](#))
 - 16.09** Other orbitotomy
- 16.1 Removal of penetrating foreign body from eye, not otherwise specified**
Excludes: removal of nonpenetrating foreign body ([98.21](#))
- 16.2 Diagnostic procedures on orbit and eyeball**
- 16.21** Ophthalmoscopy
 - 16.22** Diagnostic aspiration of orbit

16.23 Biopsy of eyeball and orbit

16.29 Other diagnostic procedures on orbit and eyeball

Excludes: examination of form and structure of eye ([95.11-95.16](#))
 general and subjective eye examination ([95.01-95.09](#))
 microscopic examination of specimen from eye ([90.21-90.29](#))
 objective functional tests of eye ([95.21-95.26](#))
 ocular thermography ([88.82](#))
 tonometry ([89.11](#))
 x-ray of orbit ([87.14, 87.16](#))

16.3 Evisceration of eyeball

16.31 Removal of ocular contents with synchronous implant into scleral shell

16.39 Other evisceration of eyeball

16.4 Enucleation of eyeball

16.41 Enucleation of eyeball with synchronous implant into Tenon's capsule with attachment of muscles
 Integrated implant of eyeball

16.42 Enucleation of eyeball with other synchronous implant

16.49 Other enucleation of eyeball
 Removal of eyeball NOS

16.5 Exenteration of orbital contents

16.51 Exenteration of orbit with removal of adjacent structures
 Radical orbitomaxillectomy

16.52 Exenteration of orbit with therapeutic removal of orbital bone

16.59 Other exenteration of orbit
 Evisceration of orbit NOS
 Exenteration of orbit with temporalis muscle transplant

16.6 Secondary procedures after removal of eyeball

Excludes: that with synchronous:
 enucleation of eyeball ([16.41-16.42](#))
 evisceration of eyeball ([16.31](#))

16.61 Secondary insertion of ocular implant

16.62 Revision and reinsertion of ocular implant

16.63 Revision of enucleation socket with graft

16.64 Other revision of enucleation socket

16.65 Secondary graft to exenteration cavity

16.66 Other revision of exenteration cavity

16.69 Other secondary procedures after removal of eyeball

16.7 Removal of ocular or orbital implant

16.71 Removal of ocular implant

16.72 Removal of orbital implant

16.8 Repair of injury of eyeball and orbit

16.81 Repair of wound of orbit

Excludes: reduction of orbital fracture ([76.78-76.79](#))
repair of extraocular muscles ([15.7](#))

16.82 Repair of rupture of eyeball

Repair of multiple structures of eye

Excludes: repair of laceration of:
cornea ([11.51-11.59](#))
sclera ([12.81](#))

16.89 Other repair of injury of eyeball or orbit

16.9 Other operations on orbit and eyeball

Excludes: irrigation of eye ([96.51](#))
prescription and fitting of low vision aids ([95.31-95.33](#))
removal of:
eye prosthesis NEC ([97.31](#))
nonpenetrating foreign body from eye without incision ([98.21](#))

16.91 Retrobulbar injection of therapeutic agent

Excludes: injection of radiographic contrast material ([87.14](#))
opticociliary injection ([12.79](#))

16.92 Excision of lesion of orbit

Excludes: biopsy of orbit ([16.23](#))

16.93 Excision of lesion of eye, unspecified structure

Excludes: biopsy of eye NOS ([16.23](#))

16.98 Other operations on orbit

16.99 Other operations on eyeball



3A OTHER MISCELLANEOUS DIAGNOSTIC AND THERAPEUTIC PROCEDURES

17 Other miscellaneous procedures**17.1 Laparoscopic unilateral repair of inguinal hernia***Excludes: other and open unilateral repair of hernia (53.00 -53.05)***17.11 Laparoscopic repair of direct inguinal hernia with graft or prosthesis**

Laparoscopic repair of direct and indirect inguinal hernia with graft or prosthesis

17.12 Laparoscopic repair of indirect inguinal hernia with graft or prosthesis**17.13 Laparoscopic repair of inguinal hernia with graft or prosthesis, not otherwise specified****17.2 Laparoscopic bilateral repair of inguinal hernia***Excludes: other and open bilateral repair of hernia (53.10 -53.17)***17.21 Laparoscopic bilateral repair of direct inguinal hernia with graft or prosthesis****17.22 Laparoscopic bilateral repair of indirect inguinal hernia with graft or prosthesis****17.23 Laparoscopic bilateral repair of inguinal hernia, one direct and one indirect, with graft or prosthesis****17.24 Laparoscopic bilateral repair of inguinal hernia with graft or prosthesis, not otherwise specified****17.3 Laparoscopic partial excision of large intestine***Excludes: other and open partial excision of large intestine (45.71- 45.79)***17.31 Laparoscopic multiple segmental resection of large intestine****17.32 Laparoscopic cecectomy****17.33 Laparoscopic right hemicolectomy****17.34 Laparoscopic resection of transverse colon****17.35 Laparoscopic left hemicolectomy****17.36 Laparoscopic sigmoidectomy****17.39 Other laparoscopic partial excision of large intestine****17.4 Robotic assisted procedures**

Computer assisted robotic surgery

Computer-enhanced robotic surgery

Robotic procedure with computer assistance

Surgeon-controlled robotic surgery

Code first primary procedure

Excludes: computer assisted surgery (00.31-00.35, 00.39)

Note: This category includes use of a computer console with (3-D) imaging, software, camera(s), visualization and instrumentation combined with the use of robotic arms, device(s), or system(s) at the time of the procedure.

- 17.41 **Open robotic assisted procedure**
Robotic assistance in open procedure
- 17.42 **Laparoscopic robotic assisted procedure**
Robotic assistance in laparoscopic procedure
- 17.43 **Percutaneous robotic assisted procedure**
Robotic assistance in percutaneous procedure
- 17.44 **Endoscopic robotic assisted procedure**
Robotic assistance in endoscopic procedure
- 17.45 **Thoracoscopic robotic assisted procedure**
Robotic assistance in thoracoscopic procedure
- 17.49 **Other and unspecified robotic assisted procedure**
Robotic assistance in other and unspecified procedure

Excludes: endoscopic robotic assisted procedure ([17.44](#))
laparoscopic robotic assisted procedure ([17.42](#))
open robotic assisted procedure ([17.41](#))
percutaneous robotic assisted procedure ([17.43](#))
thoracoscopic robotic assisted procedure ([17.45](#))

17.5 Additional cardiovascular procedures

17.51 Implantation of rechargeable cardiac contractility modulation [CCM], total system

Note: Device testing during procedure --omit code

Implantation of CCM system includes formation of pocket, transvenous leads, including placement of leads, placement of catheter into left ventricle, intraoperative procedures for evaluation of lead signals, obtaining sensing threshold measurements, obtaining defibrillator threshold measurements.

Includes implantation of device with removal of existing device

Code also any concomitant:

coronary bypass ([36.10 – 36.19](#))

extracorporeal circulation ([39.61](#))

insertion or replacement of automatic cardioverter/defibrillator, total system [AICD] ([37.94](#))

Excludes: implantation of CCM pulse generator only ([17.52](#))

17.52 Implantation or replacement of cardiac contractility modulation [CCM] rechargeable pulse generator only

Note: Device testing during procedure --omit code

Implantation of CCM device with removal of any existing CCM device

Code also any concomitant:

revision of device pocket ([37.79](#))

revision of lead [electrode] ([37.75](#))

17.53 Percutaneous atherectomy of extracranial vessel(s) 

Directional atherectomy
Excimer laser atherectomy
Rotational atherectomy
That by laser
That by transluminal extraction

Code also any:

injection or infusion of thrombolytic agent (99.10)
number of vascular stents inserted (00.45-00.48)
number of vessels treated (00.40-00.43)
percutaneous insertion of carotid artery stent(s) (00.63)
percutaneous insertion of other extracranial artery stent(s)
(00.64)
procedure on vessel bifurcation (00.44)

*Excludes: angioplasty of other non-coronary vessel(s) (39.50)
atherectomy of intracranial vessel(s) (17.54)
atherectomy of other non-coronary vessel(s) (17.56)
removal of cerebrovascular obstruction of vessel(s) by
open approach (38.01-38.02, 38.11-38.12, 38.31-38.32,
38.41-38.42)*

17.54 Percutaneous atherectomy of intracranial vessel(s) 

Directional atherectomy
Excimer laser atherectomy
Rotational atherectomy
That by laser
That by transluminal extraction

Code also any:

injection or infusion of thrombolytic agent (99.10)
number of vascular stents inserted (00.45-00.48)
number of vessels treated (00.40-00.43)
percutaneous insertion of intracranial vascular stent(s) (00.65)
procedure on vessel bifurcation (00.44)

*Excludes: angioplasty of other non-coronary vessel(s) (39.50)
atherectomy of extracranial vessel(s) (17.53)
atherectomy of other non-coronary vessel(s) (17.56)
removal of cerebrovascular obstruction of vessel(s) by
open approach (38.01-38.02, 38.11-38.12, 38.31-38.32,
38.41-38.42)*

17.55 Transluminal coronary atherectomy 

Directional atherectomy
Excimer laser atherectomy
Rotational atherectomy
That by laser
That by percutaneous approach
That by transluminal extraction

Code also any:

- injection or infusion of thrombolytic agent (99.10)
- insertion of coronary artery stent (36.06-36.07)
- intracoronary artery thrombolytic infusion (36.04)
- number of vascular stents inserted (00.45-00.48)
- number of vessels treated (00.40-00.43)
- procedure on vessel bifurcation (00.44)
- SuperSaturated oxygen therapy (00.49)
- transluminal coronary angioplasty (00.66)

17.56 **Atherectomy of other non-coronary vessel(s)** 

Percutaneous transluminal atherectomy of:

- lower extremity vessels
- mesenteric artery
- renal artery
- upper extremity vessels

Includes:

- Directional atherectomy
- Excimer laser atherectomy
- Rotational atherectomy
- That by laser
- That by transluminal extraction

Code also any:

- injection or infusion of thrombolytic agent (99.10)
- insertion of drug-eluting peripheral vessel stent (00.55)
- insertion of non-drug-eluting peripheral vessel stent(s) or stent graft(s) (39.90)
- number of vascular stents inserted (00.45-00.48)
- number of vessels treated (00.40-00.43)
- procedure on vessel bifurcation (00.44)7

Excludes: percutaneous angioplasty of extracranial or intracranial vessel(s) (00.61-00.62)

- Percutaneous angioplasty of other non-coronary vessel(s) (39.50)*
- percutaneous atherectomy of extracranial vessel(s) (17.53)*
- percutaneous atherectomy of intracranial vessel(s) (17.54)*

17.6 Laser interstitial thermal therapy [LITT] under guidance

Focused laser interstitial thermal therapy [f-LITT] under MRI guidance
MRI-guided LITT

17.61 **Laser interstitial thermal therapy [LITT] of lesion or tissue of brain under guidance**

Focused laser interstitial thermal therapy [f-LITT] under MRI guidance
MRI-guided LITT of lesion or tissue of brain

Excludes: laser interstitial thermal therapy [LITT] of lesion of tissue of head under guidance (17.62)

17.62 Laser interstitial thermal therapy [LITT] of lesion or tissue of head and neck under guidance

Focused laser interstitial thermal therapy [f-LITT] under MRI guidance

MRI-guided LITT of lesion or tissue of head and neck

Excludes: laser interstitial thermal therapy [LITT] of lesion or tissue of brain under guidance (17.61)

17.63 Laser interstitial thermal therapy [LITT] of lesion or tissue of liver under guidance

Focused laser interstitial thermal therapy [f-LITT] under MRI guidance

MRI-guided LITT of lesion or tissue of liver

17.69 Laser interstitial thermal therapy [LITT] of lesion or tissue of other and unspecified site under guidance

Focused laser interstitial thermal therapy [f-LITT] under MRI guidance

MRI-guided LITT of lesion or tissue of breast

MRI-guided LITT of lesion or tissue of lung

MRI-guided LITT of lesion or tissue of prostate

Excludes: laser interstitial thermal therapy [LITT] of lesion or tissue of brain under guidance (17.61)

laser interstitial thermal therapy [LITT] of lesion or tissue of head and neck under guidance (17.62)

laser interstitial thermal therapy [LITT] of lesion or tissue of liver under guidance (17.63)

17.7 Other diagnostic and therapeutic procedures

17.70 Intravenous infusion of clofarabine

Excludes: injection or infusion of cancer chemotherapeutic substance (99.25)

17.71 Non-coronary intra-operative fluorescence vascular angiography [IFVA] ✱

Intraoperative laser arteriogram

SPY arteriogram

SPY arteriography

Excludes: intra-operative coronary fluorescence vascular angiography (88.59)

17.8 Other adjunct procedures

Note: These codes are to be used in conjunction with other therapeutic procedure codes to provide additional information on devices used as part of a procedure.

17.81 Insertion of antimicrobial envelope ✱

Use of anti-microbial (mesh) (prophylactic antibiotics embedded) envelope with the insertion of cardiovascular implantable electronic devices (CIED)

Code first primary procedure:

Insertion of cardiovascular implantable electronic device(s) [CIED] (00.51, 00.53, 00.54, 37.94, 37.96, 37.98)

4. OPERATIONS ON THE EAR (18-20)

18 Operations on external ear

Includes: operations on:
 external auditory canal
 skin and cartilage of:
 auricle
 meatus

18.0 Incision of external ear

Excludes: removal of intraluminal foreign body ([98.11](#))

18.01 Piercing of ear lobe

Piercing of pinna

18.02 Incision of external auditory canal**18.09 Other incision of external ear****18.1 Diagnostic procedures on external ear****18.11 Otoscopy****18.12 Biopsy of external ear****18.19 Other diagnostic procedures on external ear**

Excludes: microscopic examination of specimen from ear ([90.31-90.39](#))

18.2 Excision or destruction of lesion of external ear**18.21 Excision of preauricular sinus**

Radical excision of preauricular sinus or cyst

Excludes: excision of preauricular remnant [appendage] ([18.29](#))

18.29 Excision or destruction of other lesion of external ear

Cauterization of external ear

Coagulation of external ear

Cryosurgery of external ear

Curettage of external ear

Electrocoagulation of external ear

Enucleation of external ear

Excision of:

exostosis of external auditory canal

preauricular remnant [appendage]

Partial excision of ear

Excludes: biopsy of external ear ([18.12](#))
 radical excision of lesion ([18.31](#))
 removal of cerumen ([96.52](#))

18.3 Other excision of external ear

Excludes: biopsy of external ear ([18.12](#))

18.31 Radical excision of lesion of external ear

Excludes: radical excision of preauricular sinus ([18.21](#))

18.39 Other

Amputation of external ear

Excludes: excision of lesion ([18.21-18.29, 18.31](#))



18.4 Suture of laceration of external ear

18.5 Surgical correction of prominent ear

Ear:
 pinning
 setback

18.6 Reconstruction of external auditory canal

Canaloplasty of external auditory meatus
 Construction [reconstruction] of external meatus of ear:
 osseous portion
 skin-lined portion (with skin graft)

18.7 Other plastic repair of external ear

18.71 Construction of auricle of ear

Prosthetic appliance for absent ear
 Reconstruction:
 auricle
 ear

18.72 Reattachment of amputated ear

18.79 Other plastic repair of external ear

Otoplasty NOS
 Postauricular skin graft
 Repair of lop ear

18.9 Other operations on external ear

Excludes: irrigation of ear ([96.52](#))
 packing of external auditory canal ([96.11](#))
 removal of:
 cerumen ([96.52](#))
 foreign body (without incision) ([98.11](#))

19 Reconstructive operations on middle ear

19.0 Stapes mobilization

Division, otosclerotic:
 material
 process
 Remobilization of stapes
 Stapediolysis
 Transcraural stapes mobilization

Excludes: that with synchronous stapedectomy ([19.11-19.19](#))

19.1 Stapedectomy

Excludes: revision of previous stapedectomy ([19.21-19.29](#))
 stapes mobilization only ([19.0](#))

19.11 Stapedectomy with incus replacement

Stapedectomy with incus:
 homograft
 prosthesis

19.19 Other stapedectomy

19.2 Revision of stapedectomy

19.21 Revision of stapedectomy with incus replacement

19.29 Other revision of stapedectomy

19.3 Other operations on ossicular chain

Incudectomy NOS

Ossiculectomy NOS

Reconstruction of ossicles, second stage

19.4 Myringoplasty

Epitympanic, type I

Myringoplasty by:

cauterization

graft

Tympanoplasty (type I)

19.5 Other tympanoplasty

19.52 Type II tympanoplasty

Closure of perforation with graft against incus or malleus

19.53 Type III tympanoplasty

Graft placed in contact with mobile and intact stapes

19.54 Type IV tympanoplasty

Mobile footplate left exposed with air pocket between round window and graft

19.55 Type V tympanoplasty

Fenestra in horizontal semicircular canal covered by graft

19.6 Revision of tympanoplasty

19.9 Other repair of middle ear

Closure of mastoid fistula

Mastoid myoplasty

Obliteration of tympanomastoid cavity

20 Other operations on middle and inner ear

20.0 Myringotomy

20.01 Myringotomy with insertion of tube

Myringostomy

20.09 Other myringotomy

Aspiration of middle ear NOS

20.1 Removal of tympanostomy tube

20.2 Incision of mastoid and middle ear

20.21 Incision of mastoid

20.22 Incision of petrous pyramid air cells

20.23 Incision of middle ear

Atticotomy

Division of tympanum

Lysis of adhesions of middle ear

Excludes: division of otosclerotic process ([19.0](#))
 stapediolysis ([19.0](#))
 that with stapedectomy ([19.11-19.19](#))

20.3 Diagnostic procedures on middle and inner ear

20.31 Electrocochleography

20.32 Biopsy of middle and inner ear

20.39 Other diagnostic procedures on middle and inner ear

Excludes: auditory and vestibular function tests ([89.13](#), [95.41-95.49](#))
 microscopic examination of specimen from ear
 ([90.31-90.39](#))

20.4 Mastoidectomy

Code also any:

skin graft ([18.79](#))

tympanoplasty ([19.4-19.55](#))

Excludes: that with implantation of cochlear prosthetic device ([20.96-20.98](#))

20.41 Simple mastoidectomy

20.42 Radical mastoidectomy

20.49 Other mastoidectomy

Atticoantrostomy

Mastoidectomy:

NOS

modified radical

20.5 Other excision of middle ear

Excludes: that with synchronous mastoidectomy ([20.41-20.49](#))

20.51 Excision of lesion of middle ear

Excludes: biopsy of middle ear ([20.32](#))

20.59 Other

Apicectomy of petrous pyramid

Tympanectomy

20.6 Fenestration of inner ear

20.61 Fenestration of inner ear (initial)

Fenestration of:

labyrinth with graft (skin) (vein)

semicircular canals with graft (skin) (vein)

vestibule with graft (skin) (vein)

Excludes: that with tympanoplasty, type V ([19.55](#))

20.62 Revision of fenestration of inner ear

20.7 Incision, excision, and destruction of inner ear

20.71 Endolymphatic shunt

20.72 Injection into inner ear

Destruction by injection (alcohol):

inner ear

semicircular canals

vestibule

20.79 Other incision, excision, and destruction of inner ear

Decompression of labyrinth
 Drainage of inner ear
 Fistulization:
 endolymphatic sac
 labyrinth
 Incision of endolymphatic sac
 Labyrinthectomy (transtympanic)
 Opening of bony labyrinth
 Perilymphatic tap

Excludes: biopsy of inner ear [\(20.32\)](#)

20.8 Operations on Eustachian tube

Catheterization of Eustachian tube
 Inflation of Eustachian tube
 Injection (Teflon paste) of Eustachian tube
 Insufflation (boric acid-salicylic acid) Intubation of Eustachian tube
 Politzerization of Eustachian tube

20.9 Other operations on inner and middle ear

20.91 Tympanosympathectomy

20.92 Revision of mastoidectomy

20.93 Repair of oval and round windows

Closure of fistula:
 oval window
 perilymph
 round window

20.94 Injection of tympanum

20.95 Implantation of electromagnetic hearing device

Bone conduction hearing device

Excludes: cochlear prosthetic device [\(20.96-20.98\)](#)

20.96 Implantation or replacement of cochlear prosthetic device, not otherwise specified

Implantation of receiver (within skull) and insertion of electrode(s) in the cochlea

Includes: mastoidectomy

Excludes: electromagnetic hearing device [\(20.95\)](#)

20.97 Implantation or replacement of cochlear prosthetic device, single channel

Implantation of receiver (within skull) and insertion of electrode in the cochlea

Includes: mastoidectomy

Excludes: electromagnetic hearing device [\(20.95\)](#)

20.98 Implantation or replacement of cochlear prosthetic device, multiple channel

Implantation of receiver (within skull) and insertion of electrodes in the cochlea

Includes: mastoidectomy

Excludes: electromagnetic hearing device [\(20.95\)](#)



20.99 Other operations on middle and inner ear

Repair or removal of cochlear prosthetic device (receiver) (electrode)

Attachment of percutaneous abutment (screw) for prosthetic device

Excludes: adjustment (external components) of cochlear prosthetic device [\(95.49\)](#)

fitting of hearing aid [\(95.48\)](#)



5. OPERATIONS ON THE NOSE, MOUTH, AND PHARYNX (21-29)

21 Operations on nose

Includes: operations on:
bone of nose
skin of nose

21.0 Control of epistaxis

- 21.00 Control of epistaxis, not otherwise specified
- 21.01 Control of epistaxis by anterior nasal packing
- 21.02 Control of epistaxis by posterior (and anterior) packing
- 21.03 Control of epistaxis by cauterization (and packing)
- 21.04 Control of epistaxis by ligation of ethmoidal arteries
- 21.05 Control of epistaxis by (transantral) ligation of the maxillary artery
- 21.06 Control of epistaxis by ligation of the external carotid artery
- 21.07 Control of epistaxis by excision of nasal mucosa and skin grafting of septum and lateral nasal wall
- 21.09 Control of epistaxis by other means

21.1 Incision of nose

Chondrotomy
Incision of skin of nose
Nasal septotomy

21.2 Diagnostic procedures on nose

21.21 Rhinoscopy

21.22 Biopsy of nose

21.29 Other diagnostic procedures on nose

*Excludes: microscopic examination of specimen from nose (90.31-90.39)
nasal:
function study (89.12)
x-ray (87.16)
rhinomanometry (89.12)*

21.3 Local excision or destruction of lesion of nose

*Excludes: biopsy of nose (21.22)
nasal fistulectomy (21.82)*

- 21.30 Excision or destruction of lesion of nose, not otherwise specified
- 21.31 Local excision or destruction of intranasal lesion
Nasal polypectomy
- 21.32 Local excision or destruction of other lesion of nose

21.4 Resection of nose

Amputation of nose

21.5 Submucous resection of nasal septum



21.6 Turbinectomy

21.61 Turbinectomy by diathermy or cryosurgery

21.62 Fracture of the turbinates

21.69 Other turbinectomy

Excludes: turbinectomy associated with sinusectomy
([22.31-22.39](#), [22.42](#), [22.60-22.64](#))

21.7 Reduction of nasal fracture

21.71 Closed reduction of nasal fracture

21.72 Open reduction of nasal fracture

21.8 Repair and plastic operations on the nose

21.81 Suture of laceration of nose

21.82 Closure of nasal fistula
Nasolabial fistulectomy
Nasopharyngeal fistulectomy
Oronasal fistulectomy

21.83 Total nasal reconstruction
Reconstruction of nose with:
arm flap
forehead flap

21.84 Revision rhinoplasty
Rhinoseptoplasty
Twisted nose rhinoplasty

21.85 Augmentation rhinoplasty
Augmentation rhinoplasty with:
graft
synthetic implant

21.86 Limited rhinoplasty
Plastic repair of nasolabial flaps
Tip rhinoplasty

21.87 Other rhinoplasty
Rhinoplasty NOS

21.88 Other septoplasty
Crushing of nasal septum
Repair of septal perforation

Excludes: septoplasty associated with submucous resection of septum
([21.5](#))

21.89 Other repair and plastic operations on nose
Reattachment of amputated nose

21.9 Other operations on nose

21.91 Lysis of adhesions of nose
Posterior nasal scrub

21.99 Other

- Excludes:* dilation of frontonasal duct ([96.21](#))
 irrigation of nasal passages ([96.53](#))
 removal of:
 intraluminal foreign body without incision ([98.12](#))
 nasal packing ([97.32](#))
 replacement of nasal packing ([97.21](#))

22 Operations on nasal sinuses

22.0 Aspiration and lavage of nasal sinus

- 22.00 Aspiration and lavage of nasal sinus, not otherwise specified
 22.01 Puncture of nasal sinus for aspiration or lavage
 22.02 Aspiration or lavage of nasal sinus through natural ostium

22.1 Diagnostic procedures on nasal sinus

- 22.11** Closed [endoscopic] [needle] biopsy of nasal sinus
22.12 Open biopsy of nasal sinus
 22.19 Other diagnostic procedures on nasal sinuses
 Endoscopy without biopsy
Excludes: transillumination of sinus ([89.35](#))
 x-ray of sinus ([87.15-87.16](#))

22.2 Intranasal antrotomy

- Excludes:* antrotomy with external approach ([22.31-22.39](#))

22.3 External maxillary antrotomy

- 22.31** Radical maxillary antrotomy
 Removal of lining membrane of maxillary sinus using
 Caldwell-Luc approach
22.39 Other external maxillary antrotomy
 Exploration of maxillary antrum with Caldwell-Luc approach

22.4 Frontal sinusotomy and sinusectomy

- 22.41** Frontal sinusotomy
22.42 Frontal sinusectomy
 Excision of lesion of frontal sinus
 Obliteration of frontal sinus (with fat)
Excludes: biopsy of nasal sinus ([22.11-22.12](#))

22.5 Other nasal sinusotomy

- 22.50** Sinusotomy, not otherwise specified
22.51 Ethmoidotomy
22.52 Sphenoidotomy
22.53 Incision of multiple nasal sinuses

22.6 Other nasal sinusectomy

Includes: that with incidental turbinectomy

Excludes: biopsy of nasal sinus ([22.11-22.12](#))

22.60 Sinusectomy, not otherwise specified

22.61 Excision of lesion of maxillary sinus with Caldwell-Luc approach

22.62 Excision of lesion of maxillary sinus with other approach

22.63 Ethmoidectomy

22.64 Sphenoidectomy

22.7 Repair of nasal sinus

22.71 Closure of nasal sinus fistula

Repair of oro-antral fistula

22.79 Other repair of nasal sinus

Reconstruction of frontonasal duct

Repair of bone of accessory sinus

22.9 Other operations on nasal sinuses

Exteriorization of maxillary sinus

Fistulization of sinus

Excludes: dilation of frontonasal duct ([96.21](#))

23 Removal and restoration of teeth

23.0 Forceps extraction of tooth

23.01 Extraction of deciduous tooth

23.09 Extraction of other tooth

Extraction of tooth NOS

23.1 Surgical removal of tooth

23.11 Removal of residual root

23.19 Other surgical extraction of tooth

Odontectomy NOS

Removal of impacted tooth

Tooth extraction with elevation of mucoperiosteal flap

23.2 Restoration of tooth by filling

23.3 Restoration of tooth by inlay

23.4 Other dental restoration

23.41 Application of crown

23.42 Insertion of fixed bridge

23.43 Insertion of removable bridge

23.49 Other

23.5 Implantation of tooth

23.6 Prosthetic dental implant

Endosseous dental implant

23.7 Apicoectomy and root canal therapy

23.70 Root canal, not otherwise specified

23.71 Root canal therapy with irrigation

23.72 Root canal therapy with apicoectomy

23.73 Apicoectomy

24 Other operations on teeth, gums, and alveoli

24.0 Incision of gum or alveolar bone

Apical alveolotomy

24.1 Diagnostic procedures on teeth, gums, and alveoli

24.11 Biopsy of gum

24.12 Biopsy of alveolus

24.19 Other diagnostic procedures on teeth, gums, and alveoli

Excludes: dental:

examination ([89.31](#))

x-ray:

full-mouth ([87.11](#))

other ([87.12](#))

microscopic examination of dental specimen ([90.81-90.89](#))

24.2 Gingivoplasty

Gingivoplasty with bone or soft tissue graft

24.3 Other operations on gum

24.31 Excision of lesion or tissue of gum

Excludes: biopsy of gum ([24.11](#))

excision of odontogenic lesion ([24.4](#))

24.32 Suture of laceration of gum

24.39 Other

24.4 Excision of dental lesion of jaw

Excision of odontogenic lesion

24.5 Alveoloplasty

Alveolectomy (interradicular) (intra-septal) (radical) (simple) (with graft or implant)

Excludes: biopsy of alveolus ([24.12](#))

en bloc resection of alveolar process and palate ([27.32](#))

24.6 Exposure of tooth



24.7 Application of orthodontic appliance

Application, insertion, or fitting of:
 arch bars
 orthodontic obturator
 orthodontic wiring
 periodontal splint

Excludes: nonorthodontic dental wiring (93.55)

24.8 Other orthodontic operation

Closure of diastema (alveolar) (dental)
 Occlusal adjustment
 Removal of arch bars
 Repair of dental arch

Excludes: removal of nonorthodontic wiring (97.33)

24.9 Other dental operations

24.91 Extension or deepening of buccolabial or lingual sulcus

24.99 Other

Excludes: dental:

debridement (96.54)
examination (89.31)
prophylaxis (96.54)
scaling and polishing (96.54)
wiring (93.55)
fitting of dental appliance [denture] (99.97)
microscopic examination of dental specimen (90.81-90.89)
removal of dental:
packing (97.34)
prosthesis (97.35)
wiring (97.33)
replacement of dental packing (97.22)

25 Operations on tongue

25.0 Diagnostic procedures on tongue

25.01 Closed [needle] biopsy of tongue

25.02 Open biopsy of tongue

Wedge biopsy

25.09 Other diagnostic procedures on tongue

25.1 Excision or destruction of lesion or tissue of tongue

Excludes: biopsy of tongue (25.01-25.02)

frenulectomy:

labial (27.41)

lingual (25.92)

25.2 Partial glossectomy

25.3 Complete glossectomy

Glossectomy NOS

Code also any neck dissection (40.40-40.42)

25.4 Radical glossectomy

Code also any:

neck dissection ([40.40-40.42](#))

tracheostomy ([31.1-31.29](#))

25.5 Repair of tongue and glossoplasty

25.51 Suture of laceration of tongue

25.59 Other repair and plastic operations on tongue

Fascial sling of tongue

Fusion of tongue (to lip)

Graft of mucosa or skin to tongue

Excludes: lysis of adhesions of tongue ([25.93](#))

25.9 Other operations on tongue

25.91 Lingual frenotomy

Excludes: labial frenotomy ([27.91](#))

25.92 Lingual frenectomy

Excludes: labial frenectomy ([27.41](#))

25.93 Lysis of adhesions of tongue

25.94 Other glossotomy

25.99 Other

26 Operations on salivary glands and ducts

Includes: operations on:

lesser salivary gland and duct

parotid gland and duct

sublingual gland and duct

submaxillary gland and duct

Code also any neck dissection ([40.40-40.42](#))

26.0 Incision of salivary gland or duct

26.1 Diagnostic procedures on salivary glands and ducts

26.11 Closed [needle] biopsy of salivary gland or duct

26.12 Open biopsy of salivary gland or duct

26.19 Other diagnostic procedures on salivary glands and ducts

Excludes: x-ray of salivary gland ([87.09](#))

26.2 Excision of lesion of salivary gland

26.21 Marsupialization of salivary gland cyst

26.29 Other excision of salivary gland lesion

Excludes: biopsy of salivary gland ([26.11-26.12](#))
salivary fistulectomy ([26.42](#))

26.3 Sialoadenectomy

26.30 Sialoadenectomy, not otherwise specified

26.31 Partial sialoadenectomy

26.32 Complete sialoadenectomy
 En bloc excision of salivary gland lesion
 Radical sialoadenectomy

26.4 Repair of salivary gland or duct

26.41 Suture of laceration of salivary gland

26.42 Closure of salivary fistula

26.49 Other repair and plastic operations on salivary gland or duct
 Fistulization of salivary gland
 Plastic repair of salivary gland or duct NOS
 Transplantation of salivary duct opening

26.9 Other operations on salivary gland or duct

26.91 Probing of salivary duct

26.99 Other

27 Other operations on mouth and face

Includes: operations on:

- lips
- palate
- soft tissue of face and mouth, except tongue and gingiva

Excludes: operations on:

- gingiva ([24.0-24.99](#))
- tongue ([25.01-25.99](#))

27.0 Drainage of face and floor of mouth

Drainage of:

- facial region (abscess)
- facial compartment of face
- Ludwig's angina

Excludes: drainage of thyroglossal tract ([06.09](#))

27.1 Incision of palate

27.2 Diagnostic procedures on oral cavity

27.21 Biopsy of bony palate

27.22 Biopsy of uvula and soft palate

27.23 Biopsy of lip

27.24 Biopsy of mouth, unspecified structure

27.29 Other diagnostic procedures on oral cavity

Excludes: soft tissue x-ray ([87.09](#))

27.3 Excision of lesion or tissue of bony palate

27.31 Local excision or destruction of lesion or tissue of bony palate

Local excision or destruction of palate by:
cautery
chemotherapy
cryotherapy

Excludes: biopsy of bony palate ([27.21](#))

27.32 Wide excision or destruction of lesion or tissue of bony palate

En bloc resection of alveolar process and palate

27.4 Excision of other parts of mouth

27.41 Labial frenectomy

Excludes: division of labial frenum ([27.91](#))

27.42 Wide excision of lesion of lip

27.43 Other excision of lesion or tissue of lip

27.49 Other excision of mouth

Excludes: biopsy of mouth NOS ([27.24](#))

excision of lesion of:
palate ([27.31-27.32](#))

tongue ([25.1](#))

uvula ([27.72](#))

fistulectomy of mouth ([27.53](#))

frenectomy of:

lip ([27.41](#))

tongue ([25.92](#))

27.5 Plastic repair of lip and mouth

Excludes: palatoplasty ([27.61-27.69](#))

27.51 Suture of laceration of lip

27.52 Suture of laceration of other part of mouth

27.53 Closure of fistula of mouth

Excludes: fistulectomy:
nasolabial ([21.82](#))
oro-antral ([22.71](#))
oronasal ([21.82](#))

27.54 Repair of cleft lip

27.55 Full-thickness skin graft to lip and mouth

27.56 Other skin graft to lip and mouth

27.57 Attachment of pedicle or flap graft to lip and mouth

27.59 Other plastic repair of mouth

27.6 Palatoplasty

27.61 Suture of laceration of palate

27.62 Correction of cleft palate

Correction of cleft palate by push-back operation

Excludes: revision of cleft palate repair ([27.63](#))



27.63 Revision of cleft palate repair

Secondary:
 attachment of pharyngeal flap
 lengthening of palate

27.64 Insertion of palatal implant

27.69 Other plastic repair of palate

Code also any insertion of palatal implant ([27.64](#))

Excludes: fistulectomy of mouth ([27.53](#))

27.7 Operations on uvula

27.71 Incision of uvula

27.72 Excision of uvula

Excludes: biopsy of uvula ([27.22](#))

27.73 Repair of uvula

Excludes: that with synchronous cleft palate repair ([27.62](#))
 uranostaphylorrhaphy ([27.62](#))

27.79 Other operations on uvula

27.9 Other operations on mouth and face

27.91 Labial frenotomy

Division of labial frenum

Excludes: lingual frenotomy ([25.91](#))

27.92 Incision of mouth, unspecified structure

Excludes: incision of:
 gum ([24.0](#))
 palate ([27.1](#))
 salivary gland or duct ([26.0](#))
 tongue ([25.94](#))
 uvula ([27.71](#))

27.99 Other operations on oral cavity

Graft of buccal sulcus

Excludes: removal of:
 intraluminal foreign body ([98.01](#))
 penetrating foreign body from mouth without incision
 ([98.22](#))

28 Operations on tonsils and adenoids

28.0 Incision and drainage of tonsil and peritonsillar structures

Drainage (oral) (transcervical) of:
parapharyngeal abscess
peritonsillar abscess
retropharyngeal abscess
tonsillar abscess

28.1 Diagnostic procedures on tonsils and adenoids

28.11 Biopsy of tonsils and adenoids

28.19 Other diagnostic procedures on tonsils and adenoids

Excludes: soft tissue x-ray (87.09)

28.2 Tonsillectomy without adenoidectomy

28.3 Tonsillectomy with adenoidectomy

28.4 Excision of tonsil tag

28.5 Excision of lingual tonsil

28.6 Adenoidectomy without tonsillectomy

Excision of adenoid tag

28.7 Control of hemorrhage after tonsillectomy and adenoidectomy

28.9 Other operations on tonsils and adenoids

28.91 Removal of foreign body from tonsil and adenoid by incision

Excludes: that without incision (98.13)

28.92 Excision of lesion of tonsil and adenoid

Excludes: biopsy of tonsil and adenoid (28.11)

28.99 Other

29 Operations on pharynx

Includes: operations on:

hypopharynx
nasopharynx
oropharynx
pharyngeal pouch
pyriform sinus

29.0 Pharyngotomy

Drainage of pharyngeal bursa

Excludes: incision and drainage of retropharyngeal abscess (28.0)
removal of foreign body (without incision) (98.13)

29.1 Diagnostic procedures on pharynx

29.11 Pharyngoscopy

29.12 Pharyngeal biopsy

Biopsy of supraglottic mass



29.19 Other diagnostic procedures on pharynx

Excludes: x-ray of nasopharynx:
contrast [\(87.06\)](#)
other [\(87.09\)](#)

29.2 Excision of branchial cleft cyst or vestige

Excludes: branchial cleft fistulectomy [\(29.52\)](#)

29.3 Excision or destruction of lesion or tissue of pharynx

29.31 Cricopharyngeal myotomy

Excludes: that with pharyngeal diverticulectomy [\(29.32\)](#)

29.32 Pharyngeal diverticulectomy

29.33 Pharyngectomy (partial)

Excludes: laryngopharyngectomy [\(30.3\)](#)

29.39 Other excision or destruction of lesion or tissue of pharynx

29.4 Plastic operation on pharynx

Correction of nasopharyngeal atresia

Excludes: pharyngoplasty associated with cleft palate repair [\(27.62-27.63\)](#)

29.5 Other repair of pharynx

29.51 Suture of laceration of pharynx

29.52 Closure of branchial cleft fistula

29.53 Closure of other fistula of pharynx
Pharyngoesophageal fistulectomy

29.54 Lysis of pharyngeal adhesions

29.59 Other

29.9 Other operations on pharynx

29.91 Dilation of pharynx

Dilation of nasopharynx

29.92 Division of glossopharyngeal nerve

29.99 Other

Excludes: insertion of radium into pharynx and nasopharynx [\(92.27\)](#)
removal of intraluminal foreign body [\(98.13\)](#)

6. OPERATIONS ON THE RESPIRATORY SYSTEM (30-34)

30 Excision of larynx

30.0 Excision or destruction of lesion or tissue of larynx

30.01 Marsupialization of laryngeal cyst

30.09 Other excision or destruction of lesion or tissue of larynx
Stripping of vocal cords

Excludes: biopsy of larynx (31.43)
laryngeal fistulectomy (31.62)
laryngotracheal fistulectomy (31.62)

30.1 Hemilaryngectomy

30.2 Other partial laryngectomy

30.21 Epiglottidectomy

30.22 Vocal cordectomy
Excision of vocal cords

30.29 Other partial laryngectomy
Excision of laryngeal cartilage

30.3 Complete laryngectomy

Block dissection of larynx (with thyroidectomy) (with synchronous tracheostomy)

Laryngopharyngectomy

Excludes: that with radical neck dissection (30.4)

30.4 Radical laryngectomy

Complete [total] laryngectomy with radical neck dissection (with thyroidectomy) (with synchronous tracheostomy)

31 Other operations on larynx and trachea

31.0 Injection of larynx

Injection of inert material into larynx or vocal cords

31.1 Temporary tracheostomy

Tracheotomy for assistance in breathing

Temporary percutaneous dilatational tracheostomy [PDT]

Code also any synchronous bronchoscopy, if performed (33.21-33.24, 33.27)

31.2 Permanent tracheostomy

31.21 Mediastinal tracheostomy

31.29 Other permanent tracheostomy

Permanent percutaneous dilatational tracheostomy [PDT]

Code also any synchronous bronchoscopy, if performed (33.21-33.24, 33.27)

Excludes: that with laryngectomy (30.3-30.4)



31.3 Other incision of larynx or trachea

Excludes: that for assistance in breathing [\(31.1-31.29\)](#)

31.4 Diagnostic procedures on larynx and trachea

31.41 Tracheoscopy through artificial stoma

Excludes: that with biopsy [\(31.43-31.44\)](#)

31.42 Laryngoscopy and other tracheoscopy

Excludes: that with biopsy [\(31.43-31.44\)](#)

31.43 Closed [endoscopic] biopsy of larynx

31.44 Closed [endoscopic] biopsy of trachea

31.45 Open biopsy of larynx or trachea

31.48 Other diagnostic procedures on larynx

Excludes: contrast laryngogram [\(87.07\)](#)
microscopic examination of specimen from larynx
[\(90.31-90.39\)](#)
soft tissue x-ray of larynx NEC [\(87.09\)](#)

31.49 Other diagnostic procedures on trachea

Excludes: microscopic examination of specimen from trachea
[\(90.41-90.49\)](#)
x-ray of trachea [\(87.49\)](#)

31.5 Local excision or destruction of lesion or tissue of trachea

Excludes: biopsy of trachea [\(31.44-31.45\)](#)
laryngotracheal fistulectomy [\(31.62\)](#)
tracheoesophageal fistulectomy [\(31.73\)](#)

31.6 Repair of larynx

31.61 Suture of laceration of larynx

31.62 Closure of fistula of larynx
Laryngotracheal fistulectomy
Take-down of laryngostomy

31.63 Revision of laryngostomy

31.64 Repair of laryngeal fracture

31.69 Other repair of larynx
Arytenoidopexy
Graft of larynx
Transposition of vocal cords

Excludes: construction of artificial larynx [\(31.75\)](#)

31.7 Repair and plastic operations on trachea

31.71 Suture of laceration of trachea

31.72 Closure of external fistula of trachea
Closure of tracheotomy

31.73 Closure of other fistula of trachea
Tracheoesophageal fistulectomy

Excludes: laryngotracheal fistulectomy [\(31.62\)](#)

- 31.74** Revision of tracheostomy
- 31.75** Reconstruction of trachea and construction of artificial larynx
Tracheoplasty with artificial larynx
- 31.79** Other repair and plastic operations on trachea

31.9 Other operations on larynx and trachea

- 31.91** Division of laryngeal nerve
- 31.92** Lysis of adhesions of trachea or larynx
- 31.93** Replacement of laryngeal or tracheal stent
- 31.94** Injection of locally-acting therapeutic substance into trachea
- 31.95** Tracheoesophageal fistulization
- 31.98** Other operations on larynx
Dilation of larynx
Division of congenital web of larynx
Removal of keel or stent of larynx
Excludes: removal of intraluminal foreign body from larynx without incision (98.14)
- 31.99** Other operations on trachea
Excludes: removal of:
intraluminal foreign body from trachea without incision (98.15)
tracheostomy tube (97.37)
replacement of tracheostomy tube (97.23)
tracheostomy toilette (96.55)

32 Excision of lung and bronchus

Includes: rib resection as operative approach
sternotomy as operative approach
sternum-splitting incision as operative approach
thoracotomy as operative approach

Code also any synchronous bronchoplasty (33.48)

32.0 Local excision or destruction of lesion or tissue of bronchus

Excludes: biopsy of bronchus (33.24-33.25)
bronchial fistulectomy (33.42)

- 32.01** Endoscopic excision or destruction of lesion or tissue of bronchus
- 32.09** Other local excision or destruction of lesion or tissue of bronchus
Excludes: that by endoscopic approach (32.01)


32.1 Other excision of bronchus

Resection (wide sleeve) of bronchus

Excludes: radical dissection [excision] of bronchus (32.6)

32.2 Local excision or destruction of lesion or tissue of lung

- 32.20** Thoracoscopic excision of lesion or tissue of lung
Thoracoscopic wedge resection
- 32.21** Plication of emphysematous bleb

- 32.22 Lung volume reduction surgery**
- 32.23 Open ablation of lung lesion or tissue**
- 32.24 Percutaneous ablation of lung lesion or tissue**
- 32.25 Thoracoscopic ablation of lung lesion or tissue**
Excludes: thoracoscopic excision of lesion or tissue of lung (32.20)
- 32.26 Other and unspecified ablation of lung lesion or tissue**
Excludes: bronchoscopic bronchial thermoplasty, ablation of smooth airway muscle (32.27)
- 32.27 Bronchoscopic bronchial thermoplasty, ablation of airway smooth muscle** 
- 32.28 Endoscopic excision or destruction of lesion or tissue of lung**
Excludes: ablation of lung lesion or tissue:
 open (32.23)
 other (32.26)
 percutaneous (32.24)
 thoracoscopic (32.25)
 biopsy of lung (33.26-33.27)
- 32.29 Other local excision or destruction of lesion or tissue of lung**
 Resection of lung:
 NOS
 wedge
Excludes: ablation of lung lesion or tissue:
 open (32.23)
 other (32.26)
 percutaneous (32.24)
 thoracoscopic (32.25)
 biopsy of lung (33.26-33.27)
 that by endoscopic approach (32.28)
 thoracoscopic excision of lesion or tissue of lung (32.20)
 wide excision of lesion of lung (32.3)

32.3 Segmental resection of lung

Partial lobectomy

- 32.30 Thoracoscopic segmental resection of lung**
- 32.39 Other and unspecified segmental resection of lung**
Excludes: thoracoscopic segmental resection of lung (32.30)

32.4 Lobectomy of lung

Lobectomy with segmental resection of adjacent lobes of lung

Excludes: that with radical dissection [excision] of thoracic structures (32.6)

- 32.41 Thoracoscopic lobectomy of lung**
- 32.49 Other lobectomy of lung**
Excludes: thoracoscopic lobectomy of lung (32.41)

32.5 Pneumonectomy

Excision of lung NOS

Pneumonectomy (with mediastinal dissection)

32.50 Thoracoscopic pneumonectomy

32.59 Other and unspecified pneumonectomy

Excludes: thoracoscopic pneumonectomy (32.50)

32.6 Radical dissection of thoracic structures

Block [en bloc] dissection of bronchus, lobe of lung, brachial plexus, intercostal structure, ribs (transverse process), and sympathetic nerves

32.9 Other excision of lung

Excludes: biopsy of lung and bronchus (33.24-33.27)
pulmonary decortication (34.51)

33 Other operations on lung and bronchus

Includes: rib resection as operative approach
sternotomy as operative approach
sternum-splitting incision as operative approach
thoracotomy as operative approach

33.0 Incision of bronchus

33.1 Incision of lung

Excludes: puncture of lung (33.93)

33.2 Diagnostic procedures on lung and bronchus

33.20 Thoracoscopic lung biopsy

Excludes: closed endoscopic biopsy of lung (33.27)
closed [percutaneous] [needle] biopsy of lung (33.26)
open biopsy of lung (33.28)

33.21 Bronchoscopy through artificial stoma

Excludes: that with biopsy (33.24,33.27)

33.22 Fiber-optic bronchoscopy

Excludes: that with biopsy (33.24,33.27)

33.23 Other bronchoscopy

Excludes: that for:
aspiration (96.05)
biopsy (33.24,33.27)

33.24 Closed [endoscopic] biopsy of bronchus

Bronchoscopy (fiberoptic) (rigid) with:
brush biopsy of "lung"
brushing or washing for specimen collection
excision (bite) biopsy

Diagnostic bronchoalveolar lavage (BAL)

Mini-bronchoalveolar lavage [mini-BAL]

Transbronchoscopic needle aspiration [TBNA] of bronchus

Excludes: closed biopsy of lung, other than brush biopsy of "lung"
(33.26,33.27)

whole lung lavage (33.99)

33.25 Open biopsy of bronchus

Excludes: open biopsy of lung (33.28)



33.26 Closed [percutaneous] [needle] biopsy of lung

Fine needle aspiration (FNA) of lung
Transthoracic needle biopsy of lung (TTNB)

*Excludes: endoscopic biopsy of lung (33.27)
thoracoscopic lung biopsy (33.20)*

33.27 Closed endoscopic biopsy of lung

Fiber-optic (flexible) bronchoscopy with fluoroscopic guidance with biopsy
Transbronchial lung biopsy

Transbronchoscopic needle aspiration [TBNA] of lung
*Excludes: brush biopsy of "lung" (33.24)
percutaneous biopsy of lung (33.26)
thoracoscopic lung biopsy (33.20)*

33.28 Open biopsy of lung

33.29 Other diagnostic procedures on lung and bronchus

*Excludes: bronchoalveolar lavage [BAL] (33.24)
contrast bronchogram:
endotracheal (87.31)
other (87.32)
endoscopic pulmonary airway flow measurement (33.72)
laser interstitial thermal therapy [LITT] of lesion or tissue of lung under guidance (17.69)
lung scan (92.15)
magnetic resonance imaging (88.92)
microscopic examination of specimen from bronchus or lung (90.41-90.49)
routine chest x-ray (87.44)
ultrasonography of lung (88.73)
vital capacity determination (89.37)
x-ray of bronchus or lung NOS (87.49)*

33.3 Surgical collapse of lung

33.31 Destruction of phrenic nerve for collapse of lung

33.32 Artificial pneumothorax for collapse of lung

Thoracotomy for collapse of lung

33.33 Pneumoperitoneum for collapse of lung

33.34 Thoracoplasty

33.39 Other surgical collapse of lung

Collapse of lung NOS

33.4 Repair and plastic operation on lung and bronchus

33.41 Suture of laceration of bronchus

33.42 Closure of bronchial fistula

Closure of bronchostomy
Fistulectomy:
bronchocutaneous
bronchoesophageal
bronchovisceral

*Excludes: closure of fistula:
bronchomediastinal (34.73)*

bronchopleural ([34.73](#))
bronchopleuromediastinal ([34.73](#))

- 33.43** Closure of laceration of lung
- 33.48** Other repair and plastic operations on bronchus
- 33.49** Other repair and plastic operations on lung
Excludes: closure of pleural fistula ([34.73](#))

33.5 Lung transplant

Note: To report donor source --see codes [00.91-00.93](#)
Excludes: combined heart-lung transplantation ([33.6](#))
 Code also cardiopulmonary bypass [extracorporeal circulation]
 [heart-lung machine] ([39.61](#))

- 33.50** Lung transplantation, not otherwise specified
- 33.51** Unilateral lung transplantation
- 33.52** Bilateral lung transplantation
 Double-lung transplantation
 En bloc transplantation
 Code also cardiopulmonary bypass [extracorporeal circulation]
 [heart-lung machine] ([39.61](#))

33.6 Combined heart-lung transplantation

Note: To report donor source --see codes [00.91-00.93](#)
 Code also cardiopulmonary bypass [extracorporeal circulation]
 [heart-lung machine] ([39.61](#))

33.7 Other endoscopic procedures in bronchus or lung

Excludes: insertion of tracheobronchial stent ([96.05](#))

- 33.71** Endoscopic insertion or replacement of bronchial valve(s), single lobe [®]
 Endobronchial airflow redirection valve
 Intrabronchial airflow redirection valve
Excludes: endoscopic insertion or replacement of bronchial valve(s), multiple lobes ([33.73](#))
- 33.72** Endoscopic pulmonary airway flow measurement
 Assessment of pulmonary airway flow
 Code also any diagnostic or therapeutic procedure if performed
- 33.73** Endoscopic insertion or replacement of bronchial valve(s), multiple lobes
 Endobronchial airflow redirection valve
 Intrabronchial airflow redirection valve
Excludes: endoscopic insertion or replacement of bronchial valve(s), single lobe ([33.71](#))
- 33.78** Endoscopic removal of bronchial device(s) or substances
- 33.79** Endoscopic insertion of other bronchial device or substances
 Biologic Lung Volume Reduction NOS (BLVR)

33.9 Other operations on lung and bronchus

33.91 Bronchial dilation

33.92 Ligation of bronchus

33.93 Puncture of lung

Excludes: needle biopsy ([33.26](#))

33.98 Other operations on bronchus

Excludes: bronchial lavage ([96.56](#))
removal of intraluminal foreign body from bronchus
without incision ([98.15](#))

33.99 Other operations on lung

Whole lung lavage

Excludes: other continuous mechanical ventilation ([96.70-96.72](#))
respiratory therapy ([93.90-93.99](#))

34 Operations on chest wall, pleura, mediastinum, and diaphragm

Excludes: operations on breast ([85.0-85.99](#))

34.0 Incision of chest wall and pleura

Excludes: that as operative approach --omit code

34.01 Incision of chest wall

Extrapleural drainage

Excludes: incision of pleura ([34.09](#))

34.02 Exploratory thorotomy

34.03 Reopening of recent thorotomy site

34.04 Insertion of intercostal catheter for drainage

Chest tube

Closed chest drainage

Revision of intercostal catheter (chest tube) (with lysis of adhesions)

Excludes: thoracoscopic drainage of pleural cavity ([34.06](#))

34.05 Creation of pleuroperitoneal shunt

34.06 Thoracoscopic drainage of pleural cavity

Evacuation of empyema

34.09 Other incision of pleura

Creation of pleural window for drainage

Intercostal stab

Open chest drainage

Excludes: thoracoscopy ([34.21](#))

thorotomy for collapse of lung ([33.32](#))

34.1 Incision of mediastinum

Code also any biopsy, if performed

Excludes: mediastinoscopy ([34.22](#))

mediastinotomy associated with pneumonectomy ([32.5](#))

34.2 Diagnostic procedures on chest wall, pleura, mediastinum, and diaphragm

34.20 Thoracoscopic pleural biopsy

34.21 Transpleural thoracoscopy

34.22 Mediastinoscopy

Code also any biopsy, if performed

34.23 Biopsy of chest wall

34.24 Other pleural biopsy

Excludes: thoracoscopic pleural biopsy (34.20)

34.25 Closed [percutaneous] [needle] biopsy of mediastinum

34.26 Open mediastinal biopsy

34.27 Biopsy of diaphragm

34.28 Other diagnostic procedures on chest wall, pleura, and diaphragm

Excludes: angiocardiography (88.50-88.58)

aortography (88.42)

arteriography of:

intrathoracic vessels NEC (88.44)

pulmonary arteries (88.43)

microscopic examination of specimen from chest wall,
pleura, and diaphragm (90.41-90.49)

phlebography of:

intrathoracic vessels NEC (88.63)

pulmonary veins (88.62)

radiological examinations of thorax:

C.A.T. scan (87.41)

diaphragmatic x-ray (87.49)

intrathoracic lymphangiogram (87.34)

routine chest x-ray (87.44)

sinogram of chest wall (87.38)

soft tissue x-ray of chest wall NEC (87.39)

tomogram of thorax NEC (87.42)

ultrasonography of thorax (88.73)

34.29 Other diagnostic procedures on mediastinum

Excludes: mediastinal:

pneumogram (87.33)

x-ray NEC (87.49)

34.3 Excision or destruction of lesion or tissue of mediastinum

Excludes: biopsy of mediastinum (34.25-34.26)

mediastinal fistulectomy (34.73)

34.4 Excision or destruction of lesion of chest wall

Excision of lesion of chest wall NOS (with excision of ribs)

Excludes: biopsy of chest wall (34.23)

costectomy not incidental to thoracic procedure (77.91)

excision of lesion of:

breast (85.20-85.25)

cartilage (80.89)

skin (86.2-86.3)

fistulectomy (34.73)



34.5 Pleurectomy

34.51 Decortication of lung 

Excludes: thoracoscopic decortication of lung ([34.52](#))

34.52 Thoracoscopic decortication of lung

34.59 Other excision of pleura

Excision of pleural lesion

Excludes: biopsy of pleura ([34.24](#))
pleural fistulectomy ([34.73](#))

34.6 Scarification of pleura

Pleurosclerosis

Excludes: injection of sclerosing agent ([34.92](#))

34.7 Repair of chest wall

34.71 Suture of laceration of chest wall

Excludes: suture of skin and subcutaneous tissue alone ([86.59](#))

34.72 Closure of thoracostomy

34.73 Closure of other fistula of thorax

Closure of:

- bronchopleural fistula
- bronchopleurocutaneous fistula
- bronchopleuromediastinal fistula

34.74 Repair of pectus deformity

Repair of:

- pectus carinatum (with implant)
- pectus excavatum (with implant)

34.79 Other repair of chest wall

Repair of chest wall NOS

34.8 Operations on diaphragm

34.81 Excision of lesion or tissue of diaphragm

Excludes: biopsy of diaphragm ([34.27](#))

34.82 Suture of laceration of diaphragm

34.83 Closure of fistula of diaphragm

- Thoracoabdominal fistulectomy
- Thoracogastric fistulectomy
- Thoracointestinal fistulectomy

34.84 Other repair of diaphragm

Excludes: repair of diaphragmatic hernia ([53.7-53.82](#))

34.85 Implantation of diaphragmatic pacemaker

34.89 Other operations on diaphragm

34.9 Other operations on thorax

34.91 Thoracentesis

34.92 Injection into thoracic cavity

- Chemical pleurodesis
- Injection of cytotoxic agent or tetracycline

OPERATIONS ON THE RESPIRATORY SYSTEM (30-34)

Instillation into thoracic cavity

Requires additional code for any cancer chemotherapeutic substance

[\(99.25\)](#)

Excludes: that for collapse of lung [\(33.32\)](#)

34.93 Repair of pleura

34.99 Other

Excludes: removal of:

mediastinal drain [\(97.42\)](#)

sutures [\(97.43\)](#)

thoracotomy tube [\(97.41\)](#)



7. OPERATIONS ON THE CARDIOVASCULAR SYSTEM (35-39)

35 Operations on valves and septa of heart

Includes: sternotomy (median) (transverse) as operative approach
thoracotomy as operative approach

Code also **any** cardiopulmonary bypass [extracorporeal circulation] [heart-lung machine] ([39.61](#))

35.0 Closed heart valvotomy or transcatheter replacement of heart valve

Excludes: percutaneous (balloon) valvuloplasty ([35.96](#))

35.00 Closed heart valvotomy, unspecified valve

35.01 Closed heart valvotomy, aortic valve

35.02 Closed heart valvotomy, mitral valve

35.03 Closed heart valvotomy, pulmonary valve

35.04 Closed heart valvotomy, tricuspid valve

35.05 Endovascular replacement of aortic valve 

Note: Includes that with any balloon valvuloplasty; do not code separately

Implantation of transcatheter aortic valve

Replacement of aortic valve with tissue graft (autograft)

(bioprosthetic) (heterograft) (homograft):

transarterial approach

transfemoral approach

TAVI (transcatheter aortic valve implantation)

TAVR (transcatheter aortic valve replacement)

Excludes: open and other replacement of heart valve (35.20-35.28)

35.06 Transapical replacement of aortic valve 

Note: Includes that with any balloon valvuloplasty; do not code separately

Implantation of transcatheter aortic valve

Replacement of aortic valve with tissue graft (autograft)

(bioprosthetic) (heterograft) (homograft):

intercostal approach

transventricular approach

That via transthoracic exposure, i.e. thoracotomy, sternotomy, or subxiphoid approach

Excludes: open and other replacement of heart valve (35.20-35.28)

35.07 Endovascular replacement of pulmonary valve 

Note: Includes that with any balloon valvuloplasty; do not code separately

Implantation of transcatheter pulmonary valve

PPVI (percutaneous pulmonary valve implantation)

Replacement of pulmonary valve:

transfemoral approach

transvenous approach

That within previously created right ventricle-to pulmonary artery conduit

TPVI (transcatheter pulmonary valve implantation)

Excludes: open and other replacement of heart valve (35.20-35.28)

35.08 Transapical replacement of pulmonary valve 

Note: Includes that with any balloon valvuloplasty; do not code separately

Implantation of transcatheter pulmonary valve

Replacement of pulmonary valve:

intercostal approach

transventricular approach

That via transthoracic exposure, i.e. thoracotomy, sternotomy, or subxiphoid approach

Excludes: open and other replacement of heart valve (35.20-35.28)

35.09 Endovascular replacement of unspecified heart valve 

Note: Includes that with any balloon valvuloplasty; do not code separately

Replacement of valve via:

intercostal approach

transventricular approach

Excludes: open and other replacement of heart valve (35.20-35.28)

35.1 Open heart valvuloplasty without replacement

Includes: open heart valvotomy

Excludes: that associated with repair of:

endocardial cushion defect (35.54, 35.63, 35.73)

valvular defect associated with atrial and ventricular septal defects (35.54, 35.63, 35.73)

percutaneous (balloon) valvuloplasty (35.96)

Code also cardiopulmonary bypass if performed [extracorporeal circulation] [heart-lung machine] [\(39.61\)](#)

35.10 Open heart valvuloplasty without replacement, unspecified valve

35.11 Open heart valvuloplasty of aortic valve without replacement

35.12 Open heart valvuloplasty of mitral valve without replacement

35.13 Open heart valvuloplasty of pulmonary valve without replacement

35.14 Open heart valvuloplasty of tricuspid valve without replacement

35.2 Open and other replacement of heart valve

Includes: excision of heart valve with replacement

Code also cardiopulmonary bypass [extracorporeal circulation] [heart-lung machine] [\(39.61\)](#)

Excludes: that associated with repair of:

endocardial cushion defect (35.54, 35.63, 35.73)

valvular defect associated with atrial and ventricular septal defects (35.54, 35.63, 35.73)









transapical replacement of heart valve (35.06, 35.08)

transcatheter replacement of heart valve (35.05, 35.07)

35.20 Open and other replacement of unspecified heart valve 

That with tissue graft or prosthetic implant

Excludes: endovascular replacement of unspecified heart valve (35.09)

- 35.21 Open and other replacement of aortic valve with tissue graft** 
 Includes that by:
 autograft
 heterograft
 homograft
*Excludes: endovascular replacement of aortic valve (35.05)
 transapical replacement of aortic valve (35.06)*
- 35.22 Open and other replacement of aortic valve** 
 Replacement of aortic valve, NOS
 That with prosthetic (partial) (synthetic) (total)
*Excludes: endovascular replacement of aortic valve (35.05)
 transapical replacement of aortic valve (35.06)*
- 35.23 Open and other replacement of mitral valve with tissue graft** 
 Includes that by:
 autograft
 heterograft
 homograft
- 35.24 Open and other replacement of mitral valve** 
 Replacement of mitral valve, NOS
 That with prosthetic (partial) (synthetic) (total)
Excludes: percutaneous repair with implant or leaflet clip (35.97)
- 35.25 Open and other replacement of pulmonary valve with tissue graft** 
 Includes that by:
 autograft
 heterograft
 homograft
*Excludes: endovascular replacement of pulmonary valve (35.07)
 transapical replacement of pulmonary valve (35.08)*
- 35.26 Open and other replacement of pulmonary valve** 
 Replacement of pulmonary valve, NOS
 That with prosthetic (partial) (synthetic) (total)
*Excludes: endovascular replacement of pulmonary valve (35.07)
 transapical replacement of pulmonary valve (35.08)*
- 35.27 Open and other replacement of tricuspid valve with tissue graft** 
 Includes that by:
 autograft
 heterograft
 homograft
- 35.28 Open and other replacement of tricuspid valve** 
 Replacement of tricuspid valve, NOS
 That with prosthetic (partial) (synthetic) (total)

35.3 Operations on structures adjacent to heart valves

Code also cardiopulmonary bypass [extracorporeal circulation] [heart-lung machine] ([39.61](#))

35.31 Operations on papillary muscle

Division of papillary muscle
Reattachment of papillary muscle
Repair of papillary muscle

35.32 Operations on chordae tendineae

Division of chordae tendineae
Repair of chordae tendineae

35.33 Annuloplasty

Plication of annulus

35.34 Infundibulectomy

Right ventricular infundibulectomy

35.35 Operations on trabeculae carneae cordis

Division of trabeculae carneae cordis
Excision of trabeculae carneae cordis
Excision of aortic subvalvular ring

35.39 Operations on other structures adjacent to valves of heart

Repair of sinus of Valsalva (aneurysm)

35.4 Production of septal defect in heart

35.41 Enlargement of existing atrial septal defect

Rashkind procedure
Septostomy (atrial) (balloon)

35.42 Creation of septal defect in heart

Blalock-Hanlon operation

35.5 Repair of atrial and ventricular septa with prosthesis

Includes: repair of septa with synthetic implant or patch

Code also cardiopulmonary bypass [extracorporeal circulation] [heart-lung machine] ([39.61](#))

35.50 Repair of unspecified septal defect of heart with prosthesis

Excludes: that associated with repair of:
endocardial cushion defect ([35.54](#))
septal defect associated with valvular defect ([35.54](#))

35.51 Repair of atrial septal defect with prosthesis, open technique

Atrioseptoplasty with prosthesis
Correction of atrial septal defect with prosthesis

Repair:

foramen ovale (patent)
with prosthesis ostium secundum defect with prosthesis

Excludes: that associated with repair of:
atrial septal defect associated with valvular and
ventricular septal defects ([35.54](#))
endocardial cushion defect ([35.54](#))

35.52 Repair of atrial septal defect with prosthesis, closed technique

Insertion of atrial septal umbrella [King-Mills]

- 35.53 Repair of ventricular septal defect with prosthesis, open technique**
 Correction of ventricular septal defect with prosthesis
 Repair of supracristal defect with prosthesis
Excludes: that associated with repair of:
 endocardial cushion defect (35.54)
 ventricular defect associated with valvular and atrial septal defects (35.54)
- 35.54 Repair of endocardial cushion defect with prosthesis**
 Repair:
 atrioventricular canal with prosthesis (grafted to septa)
 ostium primum defect with prosthesis (grafted to septa)
 valvular defect associated with atrial and ventricular septal defects with prosthesis (grafted to septa)
Excludes: repair of isolated:
 atrial septal defect (35.51-35.52)
 valvular defect (35.20, 35.22, 35.24, 35.26, 35.28)
 ventricular septal defect (35.53)
- 35.55 Repair of ventricular septal defect with prosthesis, closed technique**

35.6 Repair of atrial and ventricular septa with tissue graft

Code also cardiopulmonary bypass [extracorporeal circulation] [heart-lung machine] (39.61)

35.60 Repair of unspecified septal defect of heart with tissue graft

Excludes: that associated with repair of:
 endocardial cushion defect (35.63)
 septal defect associated with valvular defect (35.63)

35.61 Repair of atrial septal defect with tissue graft

Atrioseptoplasty with tissue graft
 Correction of atrial septal defect with tissue graft
 Repair:

 foramen ovale (patent) with tissue graft
 ostium secundum defect with tissue graft

Excludes: that associated with repair of:
 atrial septal defect associated with valvular and ventricular septal defects (35.63)
 endocardial cushion defect (35.63)

35.62 Repair of ventricular septal defect with tissue graft

Correction of ventricular septal defect with tissue graft
 Repair of supracristal defect with tissue graft

Excludes: that associated with repair of:
 endocardial cushion defect (35.63)
 ventricular defect associate with valvular and atrial septal defects (35.63)

35.63 Repair of endocardial cushion defect with tissue graft

Repair of:
 atrioventricular canal with tissue graft

ostium primum defect with tissue graft
 valvular defect associated with atrial and ventricular septal defects
 with tissue graft

Excludes: repair of isolated:
 atrial septal defect ([35.61](#))
 valvular defect ([35.20-35.21](#), [35.23](#), [35.25](#), [35.27](#))
 ventricular septal defect ([35.62](#))

35.7 Other and unspecified repair of atrial and ventricular septa

Code also cardiopulmonary bypass [extracorporeal circulation] [heart-lung machine] ([39.61](#))

35.70 Other and unspecified repair of unspecified septal defect of heart

Repair of septal defect NOS

Excludes: that associated with repair of:
 endocardial cushion defect ([35.73](#))
 septal defect associated with valvular defect ([35.73](#))

35.71 Other and unspecified repair of atrial septal defect

Repair NOS:
 atrial septum
 foramen ovale (patent)
 ostium secundum defect

Excludes: that associated with repair of:
 atrial septal defect associated with valvular ventricular
 septal defects ([35.73](#))
 endocardial cushion defect ([35.73](#))

35.72 Other and unspecified repair of ventricular septal defect

Repair NOS:
 supracristal defect
 ventricular septum

Excludes: that associated with repair of:
 endocardial cushion defect ([35.73](#))
 ventricular septal defect associated with valvular and atrial
 septal defects ([35.73](#))

35.73 Other and unspecified repair of endocardial cushion defect

Repair NOS:
 atrioventricular canal
 ostium primum defect
 valvular defect associated with atrial and ventricular septal defects

Excludes: repair of isolated:
 atrial septal defect ([35.71](#))
 valvular defect ([35.20](#), [35.22](#), [35.24](#), [35.26](#), [35.28](#))
 ventricular septal defect ([35.72](#))

35.8 Total repair of certain congenital cardiac anomalies

Note: For partial repair of defect [e.g. repair of atrial septal defect in tetralogy of Fallot] -- code to specific procedure

35.81 Total repair of tetralogy of Fallot

One-stage total correction of tetralogy of Fallot with or without:
 commissurotomy of pulmonary valve
 infundibulectomy

outflow tract prosthesis
 patch graft of outflow tract
 prosthetic tube for pulmonary artery
 repair of ventricular septal defect (with prosthesis)
 take-down of previous systemic-pulmonary artery anastomosis

35.82 Total repair of total anomalous pulmonary venous connection

One-stage total correction of total anomalous pulmonary venous connection with or without:
 anastomosis between (horizontal) common pulmonary trunk and posterior wall of left atrium (side-to-side)
 enlargement of foramen ovale
 incision [excision] of common wall between posterior left atrium and coronary sinus and roofing of resultant defect with patch graft (synthetic)
 ligation of venous connection (descending anomalous vein) (to left innominate vein) (to superior vena cava)
 repair of atrial septal defect (with prosthesis)

35.83 Total repair of truncus arteriosus

One-stage total correction of truncus arteriosus with or without:
 construction (with aortic homograft) (with prosthesis) of a pulmonary artery placed from right ventricle to arteries supplying the lung
 ligation of connections between aorta and pulmonary artery
 repair of ventricular septal defect (with prosthesis)

35.84 Total correction of transposition of great vessels, not elsewhere classified

Arterial switch operation [Jatene]
 Total correction of transposition of great arteries at the arterial level by switching the great arteries, including the left or both coronary arteries, implanted in the wall of the pulmonary artery

*Excludes: baffle operation [Mustard] [Senning] (35.91)
 creation of shunt between right ventricle and pulmonary artery [Rastelli] (35.92)*

35.9 Other operations on valves and septa of heart

Code also cardiopulmonary bypass, if performed [extracorporeal circulation] [heart-lung machine] (39.61)

35.91 Interatrial transposition of venous return

Baffle:
 atrial
 interatrial
 Mustard's operation
 Resection of atrial septum and insertion of patch to direct systemic venous return to tricuspid valve and pulmonary venous return to mitral valve

35.92 Creation of conduit between right ventricle and pulmonary artery

Creation of shunt between right ventricle and (distal) pulmonary artery
Excludes: that associated with total repair of truncus arteriosus (35.83)


35.93 Creation of conduit between left ventricle and aorta

Creation of apicoaortic shunt
 Shunt between apex of left ventricle and aorta

35.94 **Creation of conduit between atrium and pulmonary artery**
Fontan procedure

35.95 **Revision of corrective procedure on heart**
Replacement of prosthetic heart valve poppet
Resuture of prosthesis of:
septum
valve

*Excludes: complete revision -- code to specific procedure
replacement of prosthesis or graft of:
septum (35.50-35.63)
valve (35.20-35.28)*

35.96 **Percutaneous balloon valvuloplasty** 

Balloon dilation of valve

*Excludes: endovascular replacement of heart valve (35.05, 35.07)
mitral valve repair with implant (35.97)
transapical replacement of heart valve (35.06, 35.08)*

35.97 **Percutaneous mitral valve repair with implant** 

Endovascular mitral valve repair
Implantation of mitral valve leaflet clip
Transcatheter mitral valve repair

Code also any transesophageal echocardiography [TEE] (88.72)

Excludes: percutaneous balloon valvuloplasty (35.96)

35.98 **Other operations on septa of heart**

35.99 **Other operations on valves of heart**

36 Operations on vessels of heart

Includes: sternotomy (median) (transverse) as operative approach
thoracotomy as operative approach

Code also any:

cardiopulmonary bypass, if performed [extracorporeal circulation]
[heart-lung machine] (39.61)

injection or infusion of platelet inhibitor (99.20)

injection or infusion of thrombolytic agent (99.10)

36.0 Removal of coronary artery obstruction and insertion of stent(s)

36.03 **Open chest coronary artery angioplasty**

Coronary (artery):

endarterectomy (with patch graft)

thromboendarterectomy (with patch graft)

Open surgery for direct relief of coronary artery obstruction

Excludes: that with coronary artery bypass graft (36.10-36.19)

Code also any:

insertion of drug-eluting coronary stent(s) (36.07)

insertion of non-drug-eluting coronary stent(s) (36.06)

number of vascular stents inserted (00.45-00.48)

number of vessels treated (00.40-00.43)

procedure on vessel bifurcation (00.44)



36.04 Intracoronary artery thrombolytic infusion

That by direct coronary artery injection, infusion, or catheterization
enzyme infusion
Platelet inhibitor

*Excludes: infusion of platelet inhibitor (99.20)
infusion of thrombolytic agent (99.10)
that associated with any procedure in 36.03*

36.06 Insertion of non-drug-eluting coronary artery stent(s)

Bare stent(s)
Bonded stent(s)
Drug-coated stent(s), i.e. heparin coated
Endograft(s)
Endovascular graft(s)
Stent grafts

Code also any:

number of vascular stents inserted (00.45-00.48)
number of vessels treated (00.40-00.43)
open chest coronary artery angioplasty (36.03)
percutaneous transluminal coronary angioplasty [PTCA] (00.66)
procedure on vessel bifurcation (00.44)
transluminal coronary atherectomy (17.55)

Excludes: insertion of drug-eluting coronary artery stent(s) (36.07)

36.07 Insertion of drug-eluting coronary artery stent(s)

Endograft(s)
Endovascular graft(s)
Stent graft(s)

Code also any:

number of vascular stents inserted (00.45-00.48)
number of vessels treated (00.40-00.43)
open chest coronary artery angioplasty (36.03)
percutaneous transluminal coronary angioplasty [PTCA] (00.66)
procedure on vessel bifurcation (00.44)
transluminal coronary atherectomy (17.55)

*Excludes: drug-coated stents, e.g., heparin coated (36.06)
insertion of non-drug-eluting coronary artery stent(s) (36.06)*

36.09 Other removal of coronary artery obstruction

Coronary angioplasty NOS

Code also any:

number of vascular stents inserted (00.45-00.48)
number of vessels treated (00.40-00.43)
procedure on vessel bifurcation (00.44)

*Excludes: that by open angioplasty (36.03)
that by percutaneous transluminal coronary angioplasty
[PTCA] (00.66)
transluminal coronary atherectomy (17.55)*

36.1 Bypass anastomosis for heart revascularization

Note: Do not assign codes from series [00.40-00.43](#) with codes from series [36.10-36.19](#)

Code also: cardiopulmonary bypass [extracorporeal circulation] [heart-lung machine] ([39.61](#))
pressurized treatment of venous bypass graft [conduit] with pharmaceutical substance, if performed ([00.16](#))

36.10 Aortocoronary bypass for heart revascularization, not otherwise specified

Direct revascularization:

- cardiac with catheter stent, prosthesis, or vein graft
- coronary with catheter stent, prosthesis, or vein graft
- heart muscle with catheter stent, prosthesis, or vein graft
- myocardial with catheter stent, prosthesis, or vein graft
- Heart revascularization NOS

36.11 (Aorto)coronary bypass of one coronary artery

36.12 (Aorto)coronary bypass of two coronary arteries

36.13 (Aorto)coronary bypass of three coronary arteries

36.14 (Aorto)coronary bypass of four or more coronary arteries

36.15 Single internal mammary-coronary artery bypass

Anastomosis (single):

- mammary artery to coronary artery
- thoracic artery to coronary artery

36.16 Double internal mammary-coronary artery bypass

Anastomosis, double:

- mammary artery to coronary artery
- thoracic artery to coronary artery

36.17 Abdominal - coronary artery bypass

Anastomosis:

- Gastroepiploic - coronary artery

36.19 Other bypass anastomosis for heart revascularization

36.2 Heart revascularization by arterial implant

Implantation of:

- aortic branches [ascending aortic branches] into heart muscle
- blood vessels into myocardium
- internal mammary artery [internal thoracic artery] into:
 - heart muscle
 - myocardium
 - ventricle
 - ventricular wall

Indirect heart revascularization NOS

36.3 Other heart revascularization

36.31 Open chest transmyocardial revascularization

36.32 Other transmyocardial revascularization

36.33 Endoscopic transmyocardial revascularization Thoracoscopic transmyocardial revascularization



36.34 Percutaneous transmyocardial revascularization
Endovascular transmyocardial revascularization

36.39 Other heart revascularization
Abrasion of epicardium
Cardio-omentopexy
Intrapericardial poudrage
Myocardial graft:
mediastinal fat
omentum
pectoral muscles

36.9 Other operations on vessels of heart

Code also cardiopulmonary bypass [extracorporeal circulation] [heart-lung machine] ([39.61](#))

36.91 Repair of aneurysm of coronary vessel

36.99 Other operations on vessels of heart
Exploration of coronary artery
Incision of coronary artery
Ligation of coronary artery
Repair of arteriovenous fistula

37 Other operations on heart and pericardium

Code also any injection or infusion of platelet inhibitor ([99.20](#))

37.0 Pericardiocentesis

37.1 Cardiotomy and pericardiotomy

Code also cardiopulmonary bypass [extracorporeal circulation] [heart-lung machine] ([39.61](#))

37.10 Incision of heart, not otherwise specified
Cardiolysis NOS

37.11 Cardiotomy
Incision of:
atrium
endocardium
myocardium
ventricle

37.12 Pericardiotomy
Pericardial window operation
Pericardiolysis
Pericardiotomy

37.2 Diagnostic procedures on heart and pericardium

37.20 Noninvasive programmed electrical stimulation (NIPS)
Excludes: that as part of intraoperative testing --omit code catheter based invasive electrophysiologic testing ([37.26](#)) device interrogation only without arrhythmia induction (bedside check) ([89.45-89.49](#))

37.21 Right heart cardiac catheterization
Cardiac catheterization NOS
Excludes: that with catheterization of left heart ([37.23](#))

- 37.22 Left heart cardiac catheterization**
Excludes: that with catheterization of right heart ([37.23](#))
- 37.23 Combined right and left heart cardiac catheterization**
- 37.24 Biopsy of pericardium**
- 37.25 Biopsy of heart**
- 37.26 Catheter based invasive electrophysiologic testing**
 Electrophysiologic studies [EPS]
 Code also any concomitant procedure
Excludes: that as part of intraoperative testing --omit code
 device interrogation only without arrhythmia induction
 (bedside check) ([89.45-89.49](#))
 His bundle recording ([37.29](#))
 noninvasive programmed electrical stimulation (NIPS)
 ([37.20](#))
- 37.27 Cardiac mapping**
 Code also any concomitant procedure
Excludes: electrocardiogram ([89.52](#))
 His bundle recording ([37.29](#))
- 37.28 Intracardiac echocardiography**
 Echocardiography of heart chambers
 ICE
 Code also any synchronous Doppler flow mapping ([88.72](#))
Excludes: intravascular imaging of coronary vessels (intravascular
 ultrasound)(IVUS) ([00.24](#))
- 37.29 Other diagnostic procedures on heart and pericardium**
Excludes: angiocardiography ([88.50-88.58](#))
 cardiac function tests ([89.41-89.69](#))
 cardiovascular radioisotopic scan and function study ([92.05](#))
 coronary arteriography ([88.55-88.57](#))
 diagnostic pericardiocentesis ([37.0](#))
 diagnostic ultrasound of heart ([88.72](#))
 x-ray of heart ([87.49](#))

37.3 Pericardiectomy and excision of lesion of heart

Code also cardiopulmonary bypass [extracorporeal circulation] [heart-lung machine], if performed ([39.61](#))

- 37.31 Pericardiectomy**
 Excision of:
 adhesions of pericardium constricting scar of:
 epicardium
 pericardium
- 37.32 Excision of aneurysm of heart**
 Repair of aneurysm of heart
- 37.33 Excision or destruction of other lesion or tissue of heart, open approach**
 Ablation or incision of heart tissue (cryoablation) (electrocurrent) (laser) (microwave) (radiofrequency) (resection), open chest approach

Cox-maze procedure

Maze procedure

That by median sternotomy

That by thoracotomy without use of thoracoscope

Excludes: ablation, excision or destruction of lesion or tissue of heart:

endovascular approach (37.34)

thoracoscopic approach (37.37)

excision or destruction of left atrial appendage (LAA) (37.36)

37.34 Excision or destruction of other lesion or tissue of heart, endovascular approach ®

Ablation of heart tissue (cryoablation) (electrocurrent)(laser) (microwave) (radiofrequency) (ultrasound), via peripherally inserted catheter

Modified maze procedure, percutaneous approach

Excludes: ablation, excision or destruction of lesion or tissue of heart:

open approach (37.33)

thoracoscopic approach (37.37)

37.35 Partial ventriculectomy

Ventricular reduction surgery

Ventricular remodeling

Code also any synchronous:

mitral valve repair (35.02, 35.12)

mitral valve replacement (35.23 - 35.24)

37.36 Excision, destruction, or exclusion of left atrial appendage (LAA) ®

Includes: Thoracoscopic approach, minithoracotomy approach,

percutaneous approach, endovascular approach, or

subxiphoid approach

Clipping of left atrial appendage

Oversewing of left atrial appendage

Stapling of left atrial appendage

That by fastener or suture

Code also any :

concomitant (open) procedure performed

fluoroscopy (87.49)

transesophageal echocardiography (TEE) (88.72)

Excludes: ablation, excision or destruction of lesion or tissue of heart,

endovascular approach (37.34)

excision or destruction of other lesion or tissue of heart,

thoracoscopic approach (37.37)

insertion of left atrial appendage device (37.90)

37.37 Excision or destruction of other lesion or tissue of heart, thoracoscopic approach ✱

Ablation or incision of heart tissue (cryoablation) (electrocautery) (laser) (microwave) (radiofrequency) (resection) (ultrasound) , via thoracoscope

Modified maze procedure, thoracoscopic approach

That via thoracoscopically-assisted approach (without thoracotomy) (with port access) (with sub-xiphoid incision)

*Excludes: ablation, excision or destruction of lesion or tissue of heart:
open approach (37.33)
endovascular approach (37.34)
thoroscopic excision or destruction of left atrial
appendage [LAA] (37.36)*

37.4 Repair of heart and pericardium

37.41 Implantation of prosthetic cardiac support device around the heart

Cardiac support device (CSD)
Epicardial support device
Fabric (textile) (mesh) device
Ventricular support device on surface of heart

Code also any:

cardiopulmonary bypass [extracorporeal circulation] [heart-lung
machine] if performed ([39.61](#))
mitral valve repair ([35.02](#), [35.12](#))
mitral valve replacement ([35.23 - 35.24](#))
transesophageal echocardiography ([88.72](#))

Excludes: circulatory assist systems ([37.61 - 37.68](#))

37.49 Other repair of heart and pericardium

37.5 Heart replacement procedures

37.51 Heart transplantation

Excludes: combined heart-lung transplantation ([33.6](#))

37.52 Implantation of total internal biventricular heart replacement system

Artificial heart

*Excludes: implantation of heart assist system [VAD] ([37.62](#),
[37.65](#), [37.66](#), [37.68](#))*

Note: This procedure includes substantial removal of part or all of the biological heart. Both ventricles are resected, and the native heart is no longer intact. Ventriculectomy is included in this procedure; do not code separately.

37.53 Replacement or repair of thoracic unit of (total) replacement heart system

Excludes: replacement and repair of heart assist system [VAD] ([37.63](#))

37.54 Replacement or repair of other implantable component of (total) replacement heart system

Implantable battery
Implantable controller
Transcutaneous energy transfer [TET] device

*Excludes: replacement and repair of heart assist system [VAD] ([37.63](#))
replacement or repair of thoracic unit of (total) replacement
heart system ([37.53](#))*

37.55 Removal of internal biventricular heart replacement system

Explantation of artificial heart

Code also any concomitant procedure, such as:
combined heart-lung transplantation ([33.6](#))

heart transplantation ([37.51](#))
 implantation of internal biventricular heart replacement system
 ([37.52](#))

Excludes: explantation [removal] of external heart assist system ([37.64](#))
 explantation [removal] of percutaneous external heart assist
 device ([97.44](#))
 nonoperative removal of heart assist system ([97.44](#))
 that with replacement or repair of heart replacement system
 ([37.53](#), [37.54](#))

37.6 Implantation of heart and circulatory assist system(s)

Excludes: implantation of prosthetic cardiac support system ([37.41](#))

37.60 Implantation or insertion of biventricular external heart assist system

Temporary cardiac support for both left and right ventricles, inserted in the same operative episode

Includes: open chest (sternotomy) procedure for cannulae attachments

Note: Device (outside the body but connected to heart) with external circulation pump. Ventriculotomy is included; do not code separately.

Excludes: implantation of internal biventricular heart replacement system (artificial heart) ([37.52](#))
 implant of pulsation balloon ([37.61](#))
 insertion of percutaneous external heart assist device
 ([37.68](#))
 insertion of temporary non-implantable extracorporeal circulatory assist device ([37.62](#))

37.61 Implant of pulsation balloon

37.62 Insertion of temporary non-implantable extracorporeal circulatory assist device

Insertion of heart assist system, NOS
 Insertion of heart pump

Excludes: implantation of total internal biventricular heart replacement system [artificial heart] ([37.52](#))
 insertion of percutaneous external heart assist device ([37.68](#))
 implant of external heart assist system ([37.65](#))
 insertion of implantable extracorporeal heart assist system
 ([37.66](#))
 removal of heart assist system ([37.64](#))

Note: Includes explantation of this device; do not code separately.

37.63 Repair of heart assist system

Replacement of parts of an existing ventricular assist device (VAD)

Excludes: replacement or repair of other implantable component of (total) replacement heart system [artificial heart] ([37.54](#))
 replacement or repair of thoracic unit of (total) replacement heart system [artificial heart] ([37.53](#))

37.64 Removal of heart assist system(s) or device(s)

Explantation of external device(s) providing left and right ventricular support

Explantation of single external device and cannulae

Excludes: that with replacement of implant (37.63)

explantation [removal] of percutaneous external heart assist device (97.44)

nonoperative removal of heart assist system (97.44)

temporary non-implantable extracorporeal circulatory assist device (37.62)

37.65 Implant of single ventricular (extracorporeal) external heart assist system

Insertion of one device into one ventricle

Note: Device (outside the body but connected to heart) with external circulation and pump.

Insertion or implantation of one external VAD for left or right heart support.

Includes open chest (sternotomy) procedure for cannulae attachments

Excludes: implant of pulsation balloon (37.61)

implantation of total internal biventricular heart replacement system (37.52)

insertion of percutaneous external heart assist device (37.68)

insertion of implantable heart assist system (37.66)

insertion or implantation of two external VADs for simultaneous right and left heart support (37.60)

that without sternotomy (37.62)

37.66 Insertion of implantable heart assist system

Axial flow heart assist system

Diagonal pump heart assist system

Left ventricular assist device (LVAD)

Pulsatile heart assist system

Right ventricular assist device (RVAD)

Rotary pump heart assist system

Transportable, implantable heart assist system

Ventricular assist device (VAD) not otherwise specified

Note: Device directly connected to the heart and implanted in the upper left quadrant of peritoneal cavity.

This device can be used for either destination therapy (DT) or bridge-to-transplant (BTT)

Excludes: implant of pulsation balloon (37.61)

implantation of total internal biventricular heart replacement system [artificial heart] (37.52)

insertion of percutaneous external heart assist device (37.68)

37.67 Implantation of cardiomyostimulation system

Note: Two-step open procedure consisting of transfer of one end of the latissimus dorsi muscle; wrapping it around the heart; rib resection; implantation of epicardial cardiac pacing leads into the right ventricle; tunneling and pocket creation for the cardiomyostimulator.



- 37.68 Insertion of percutaneous external heart assist device**
 Includes percutaneous [femoral] insertion of cannulae attachments
 Circulatory assist device
 Extrinsic heart assist device
 pVAD
 Percutaneous heart assist device

37.7 Insertion, revision, replacement, and removal of leads; insertion of temporary pacemaker system; or revision of cardiac device pocket

Code also any insertion and replacement of pacemaker device [\(37.80-37.87\)](#)

Excludes: implantation or replacement of transvenous lead [electrode] into left ventricular cardiac venous system [\(00.52\)](#)

- 37.70 Initial insertion of lead [electrode], not otherwise specified**
*Excludes: insertion of temporary transvenous pacemaker system [\(37.78\)](#)
 replacement of atrial and/or ventricular lead(s) [\(37.76\)](#)*

- 37.71 Initial insertion of transvenous lead [electrode] into ventricle**
*Excludes: insertion of temporary transvenous pacemaker system [\(37.78\)](#)
 replacement of atrial and/or ventricular lead(s) [\(37.76\)](#)*

- 37.72 Initial insertion of transvenous leads [electrodes] into atrium and ventricle**
*Excludes: insertion of temporary transvenous pacemaker system [\(37.78\)](#)
 replacement of atrial and/or ventricular lead(s) [\(37.76\)](#)*

- 37.73 Initial insertion of transvenous lead [electrode] into atrium**
*Excludes: insertion of temporary transvenous pacemaker system [\(37.78\)](#)
 replacement of atrial and/or ventricular lead(s) [\(37.76\)](#)*

- 37.74 Insertion or replacement of epicardial lead [electrode] into epicardium**
 Insertion or replacement of epicardial by:
 sternotomy
 thoracotomy
Excludes: replacement of atrial and/or ventricular lead(s) [\(37.76\)](#)

- 37.75 Revision of lead [electrode]**
 Repair of electrode [removal with re-insertion]
 Repositioning of lead(s) (AICD) (cardiac device) (CRT-D) (CRT-P) (defibrillator) (pacemaker) (pacing) (sensing) [electrode]
 Revision of lead NOS
Excludes: repositioning of temporary transvenous pacemaker system --omit code

- 37.76 Replacement of transvenous atrial and/or ventricular lead(s) [electrode]**
 Removal or abandonment of existing transvenous or epicardial lead(s) with transvenous lead(s) replacement
Excludes: replacement of epicardial lead [electrode] [\(37.74\)](#)

37.77 Removal of lead(s) [electrode] without replacement

Removal:
 epicardial lead (transthoracic approach)
 transvenous lead(s)

*Excludes: removal of temporary transvenous pacemaker system --omit code that with replacement of:
 atrial and/or ventricular lead(s) [electrode] (37.76)
 epicardial lead [electrode] (37.74)*

37.78 Insertion of temporary transvenous pacemaker system

Excludes: intraoperative cardiac pacemaker (39.64)

37.79 Revision or relocation of pacemaker pocket

Debridement and reforming pocket (skin and subcutaneous tissue)
 Insertion of loop recorder
 Relocation of pocket [creation of new pocket] pacemaker or CRT-P
 Removal of cardiac device/pulse generator without replacement
 Removal of the implantable hemodynamic pressure sensor (lead) and monitor device
 Removal without replacement of cardiac resynchronization defibrillator device
 Repositioning of implantable hemodynamic pressure sensor (lead) and monitor device
 Repositioning of pulse generator
 Revision of cardioverter/defibrillator (automatic) pocket
 Revision of pocket for intracardiac hemodynamic monitoring
 Revision or relocation of CRT-D pocket
 Revision or relocation of pacemaker, defibrillator, or other implanted cardiac device pocket

Excludes: removal of loop recorder (86.05)

37.8 Insertion, replacement, removal, and revision of pacemaker device

Note: Device testing during procedure --omit code
 Code also any lead insertion, lead replacement, lead removal and/or lead revision (37.70-37.77)

*Excludes: implantation of cardiac resynchronization pacemaker [CRT-P] (00.50)
 implantation or replacement of cardiac resynchronization pacemaker pulse generator only [CRT-P] (00.53)*

37.80 Insertion of permanent pacemaker, initial or replacement, type of device not specified

37.81 Initial insertion of single-chamber device, not specified as rate responsive

Excludes: replacement of existing pacemaker device (37.85- 37.87)

37.82 Initial insertion of single-chamber device, rate responsive

Rate responsive to physiologic stimuli other than atrial rate

Excludes: replacement of existing pacemaker device (37.85- 37.87)

37.83 Initial insertion of dual-chamber device

Atrial ventricular sequential device

Excludes: replacement of existing pacemaker device (37.85- 37.87)

- 37.85 Replacement of any type pacemaker device with single-chamber device, not specified as rate responsive**
- 37.86 Replacement of any type of pacemaker device with single-chamber device, rate responsive**
Rate responsive to physiologic stimuli other than atrial rate
- 37.87 Replacement of any type pacemaker device with dual-chamber device**
Atrial ventricular sequential device
- 37.89 Revision or removal of pacemaker device**
Removal without replacement of cardiac resynchronization pacemaker device [CRT-P]
Repair of pacemaker device
Excludes: removal of temporary transvenous pacemaker system --omit code
replacement of existing pacemaker device (37.85- 37.87)
replacement of existing pacemaker device with CRT-P pacemaker device (00.53)

37.9 Other operations on heart and pericardium

- 37.90 Insertion of left atrial appendage device**
Left atrial filter
Left atrial occluder
Transseptal catheter technique
- 37.91 Open chest cardiac massage**
Excludes: closed chest cardiac massage (99.63)
- 37.92 Injection of therapeutic substance into heart**
- 37.93 Injection of therapeutic substance into pericardium**
- 37.94 Implantation or replacement of automatic cardioverter/defibrillator, total system [AICD]**
Implantation of defibrillator with leads (epicardial patches), formation of pocket (abdominal fascia) (subcutaneous), any transvenous leads, intraoperative procedures for evaluation of lead signals, and obtaining defibrillator threshold measurements
Techniques:
lateral thoracotomy
medial sternotomy
subxiphoid procedure
Note: Device testing during procedure --omit code
Code also extracorporeal circulation, if performed (39.61)
Code also any concomitant procedure [e.g., coronary bypass (36.00-36.19) or CCM, total system (17.51)]
Excludes: implantation of cardiac resynchronization defibrillator, total system [CRT-D] (00.51)
- 37.95 Implantation of automatic cardioverter/defibrillator lead(s) only**
- 37.96 Implantation of automatic cardioverter/defibrillator pulse generator only**
Note: Device testing during procedure --omit code
Excludes: implantation or replacement of cardiac resynchronization defibrillator, pulse generator device only [CRT-D] (00.54)

37.97 Replacement of automatic cardioverter/defibrillator lead(s) only

Excludes: replacement of epicardial lead [electrode] into epicardium [\(37.74\)](#)

replacement of transvenous lead [electrode] into left ventricular coronary venous system [\(00.52\)](#)

37.98 Replacement of automatic cardioverter/defibrillator pulse generator only

Excludes: replacement of cardiac resynchronization defibrillator, pulse generator device only [CRT-D] [\(00.54\)](#)

37.99 Other

Excludes: cardiac retraining [\(93.36\)](#)

conversion of cardiac rhythm [\(99.60-99.69\)](#)

implantation of prosthetic cardiac support device [\(37.41\)](#)

insertion of left atrial appendage device [\(37.90\)](#)

maze procedure (Cox-maze), open [\(37.33\)](#)

maze procedure, endovascular approach [\(37.34\)](#)

repositioning of pulse generator [\(37.79\)](#)

revision of lead(s) [\(37.75\)](#)

revision or relocation of pacemaker, defibrillator or other implanted cardiac device pocket [\(37.79\)](#)

38 Incision, excision, and occlusion of vessels

Code also

any application or administration of an adhesion barrier substance [\(99.77\)](#)
cardiopulmonary bypass [extracorporeal circulation] [heart-lung machine] [\(39.61\)](#)

Excludes: that of coronary vessels [\(00.66, 36.03, 36.04, 36.09, 36.10-36.99\)](#)

The following fourth-digit subclassification is for use with appropriate categories in section 38.0, 38.1, 38.3, 38.5, 38.6, 38.8, and 38.9 according to site. Valid fourth-digits are in [brackets] at the end of each code/description.

- 0 unspecified site
- 1 intracranial vessels
 - Cerebral (anterior) (middle)
 - Circle of Willis
 - Posterior communicating artery
- 2 other vessels of head and neck
 - Carotid artery (common) (external) (internal)
 - Jugular vein (external) (internal)
- 3 upper limb vessels
 - Axillary
 - Brachial
 - Radial
 - Ulnar
- 4 aorta
- 5 other thoracic vessels
 - Innominate
 - Pulmonary (artery) (vein)



- Subclavian
- Vena cava, superior
- 6 abdominal arteries
 - Celiac Mesenteric
 - Gastric Renal
 - Hepatic Splenic
 - Iliac Umbilical
- Excludes: abdominal aorta (4)*
- 7 abdominal veins
 - Iliac
 - Portal
 - Renal
 - Splenic
 - Vena cava (inferior)
- 8 lower limb arteries
 - Femoral (common) (superficial)
 - Popliteal
 - Tibial
- 9 lower limb veins
 - Femoral Saphenous
 - Popliteal Tibial

38.0 Incision of vessel 4

[\[0-9\]](#)

- Embolectomy
- Thrombectomy

*Excludes: endovascular removal of obstruction from head and neck vessel(s) ([39.74](#))
puncture or catheterization of any:
artery ([38.91, 38.98](#))
vein ([38.92-38.95, 38.99](#))*

38.1 Endarterectomy 4

[\[0-6.8\]](#)

- Endarterectomy with:
 - embolectomy
 - patch graft
 - temporary bypass during procedure
 - thrombectomy

Code also any:
number of vascular stents inserted ([00.45-00.48](#))
number of vessels treated ([00.40-00.43](#))
procedure on vessel bifurcation ([00.44](#))

38.2 Diagnostic procedures on blood vessels

Excludes: adjunct vascular system procedures ([00.40-00.43](#))

38.21 Biopsy of blood vessel

38.22 Percutaneous angiography

Excludes: angiography of eye ([95.12](#))

38.23 Intravascular spectroscopy

Includes: spectroscopy of both coronary and peripheral vessels


Intravascular chemography
Near infrared (NIR) spectroscopy

Excludes: intravascular imaging of:
coronary vessels (00.24, 38.24)
peripheral vessels (00.23, 38.25)

38.24 Intravascular imaging of coronary vessel(s) by optical coherence tomography [OCT]

38.25 Intravascular imaging of non-coronary vessel(s) by optical coherence tomography [OCT]

Excludes: intravascular imaging of coronary vessel(s) by OCT (38.24)

38.26 Insertion of implantable pressure sensor without lead for intracardiac or great vessel hemodynamic monitoring 

Note: The sensor is a standalone device and is not physically connected to a separately implanted monitor.

Leadless pressure sensor not physically connected to a separately implanted monitor

Single device combination leadless pressure sensor with integral monitor for intracardiac or great vessel (or branch thereof) hemodynamic monitoring

With or without internal batteries

Without leads

Excludes: circulatory monitoring (blood gas, arterial or venous pressure, cardiac output and coronary blood flow) (89.60-89.69)

hemodynamic monitoring system with sensor and separately implanted monitor (00.56 – 00.57)

insertion or replacement of implantable pressure sensor with lead for intracardiac or great vessel hemodynamic monitoring (00.56)

38.29 Other diagnostic procedures on blood vessels

Excludes: blood vessel thermography (88.86)
circulatory monitoring (89.61-89.69)
contrast:

angiocardiology (88.50-88.58)

arteriography (88.40-88.49)

phlebography (88.60-88.67)

impedance phlebography (88.68)

peripheral vascular ultrasonography (88.77)

plethysmogram (89.58)

38.3 Resection of vessel with anastomosis 

[\[0-9\]](#)

Angiectomy

Excision of:

aneurysm (arteriovenous) with anastomosis

blood vessel (lesion) with anastomosis

38.4 Resection of vessel with replacement 

[\[0-9\]](#)

Angiectomy



New code



Revised code



4th digit required

Excision of:

aneurysm (arteriovenous) or blood vessel (lesion) with replacement
 Partial resection with replacement

Excludes: *endovascular repair of aneurysm (39.71 - 39.79)*

Requires the use of one of the following fourth-digit subclassifications to identify site:

- 0 unspecified site
- 1 intracranial vessels
 - Cerebral (anterior) (middle)
 - Circle of Willis
 - Posterior communicating artery
- 2 other vessels of head and neck
 - Carotid artery (common) (external) (internal)
 - Jugular vein (external) (internal)
- 3 upper limb vessels
 - Axillary
 - Brachial
 - Radial
 - Ulnar
- 4 aorta, abdominal

Code also any thoracic vessel involvement (thoracoabdominal procedure) [\(38.45\)](#)
- 5 thoracic vessels
 - Aorta (thoracic)
 - Innominate
 - Pulmonary (artery) (vein)
 - Subclavian
 - Vena cava, superior

Code also any abdominal aorta involvement (thoracoabdominal procedure) [\(38.44\)](#)
- 6 abdominal arteries

Celiac	Mesenteric
Gastric	Renal
Hepatic	Splenic
Iliac	Umbilical
- Excludes:** *abdominal aorta (4)*
- 7 abdominal veins
 - Iliac
 - Portal
 - Renal
 - Splenic
 - Vena cava (inferior)
- 8 lower limb arteries
 - Femoral (common) (superficial)
 - Popliteal
 - Tibial
- 9 lower limb veins
 - Femoral

Popliteal
Saphenous
Tibial

38.5 Ligation and stripping of varicose veins 4

[\[0-3,5,7,9\]](#) *Excludes:* ligation of varices:
esophageal ([42.91](#))
gastric ([44.91](#))

38.6 Other excision of vessel 4

[\[0-9\]](#) Excision of blood vessel (lesion) NOS

Excludes: excision of vessel for aortocoronary bypass ([36.10-36.14](#))
excision with:
anastomosis ([38.30-38.39](#))
graft replacement ([38.40-38.49](#))
implant ([38.40-38.49](#))

38.7 Interruption of the vena cava

Insertion of implant or sieve in vena cava
Ligation of vena cava (inferior) (superior)
Plication of vena cava

38.8 Other surgical occlusion of vessels 4

[\[0-9\]](#) Clamping of blood vessel
Division of blood vessel
Ligation of blood vessel
Occlusion of blood vessel

Excludes: adrenal vessels ([07.43](#))
esophageal varices ([42.91](#))
gastric or duodenal vessel for ulcer ([44.40-44.49](#))
gastric varices ([44.91](#))
meningeal vessel ([02.13](#))
percutaneous transcatheter infusion embolization ([99.29](#))
spermatic vein for varicocele ([63.1](#))
surgical occlusion of vena cava ([38.7](#))
that for chemoembolization ([99.25](#))
that for control of (postoperative) hemorrhage:
anus ([49.95](#))
bladder ([57.93](#))
following vascular procedure ([39.41](#))
nose ([21.00-21.09](#))
prostate ([60.94](#))
tonsil ([28.7](#))
thyroid vessel ([06.92](#))
transcatheter (infusion) ([99.29](#))

38.9 Puncture of vessel

Excludes: that for circulatory monitoring ([89.60-89.69](#))

[38.91](#) Arterial catheterization

[38.92](#) Umbilical vein catheterization

[38.93](#) Venous catheterization, not elsewhere classified

*Excludes: that for cardiac catheterization (37.21-37.23)
that for renal dialysis (38.95)
that with guidance (electrocardiogram) (fluoroscopy)
(ultrasound) (38.97)*

38.94 Venous cutdown

38.95 Venous catheterization for renal dialysis

*Excludes: insertion of totally implantable vascular access device [VAD]
(86.07)*

38.97 Central venous catheter placement with guidance 

Includes guidance by:
electrocardiogram
fluoroscopy
ultrasound

38.98 Other puncture of artery

*Excludes: that for:
arteriography (88.40-88.49)
coronary arteriography (88.55-88.57)*

38.99 Other puncture of vein

Phlebotomy

*Excludes: that for:
angiography of veins (88.60-88.68)
extracorporeal circulation (39.61, 50.92)
injection or infusion of:
sclerosing solution (39.92)
therapeutic or prophylactic substance (99.11-99.29)
perfusion (39.96-39.97)
phlebography (88.60-88.68)
transfusion (99.01-99.09)*

39 Other operations on vessels

Excludes: those on coronary vessels (36.03-36.99)

39.0 Systemic to pulmonary artery shunt

Descending aorta-pulmonary artery anastomosis (graft)
Left to right anastomosis (graft)
Subclavian-pulmonary anastomosis (graft)

Code also cardiopulmonary bypass [extracorporeal circulation] [heart-lung machine] (39.61)

39.1 Intra-abdominal venous shunt

Anastomosis:
mesocaval
portacaval
portal vein to inferior vena cava
splenic and renal veins
transjugular intrahepatic portosystemic shunt (TIPS)

Excludes: peritoneovenous shunt (54.94)

39.2 Other shunt or vascular bypass

Code also pressurized treatment of venous bypass graft [conduit] with pharmaceutical substance, if performed ([00.16](#))

39.21 Caval-pulmonary artery anastomosis

Code also cardiopulmonary bypass ([39.61](#))

39.22 Aorta-subclavian-carotid bypass

Bypass (arterial):
 aorta to carotid and brachial
 aorta to subclavian and carotid
 carotid to subclavian

39.23 Other intrathoracic vascular shunt or bypass

Intrathoracic (arterial) bypass graft NOS

Excludes: coronary artery bypass ([36.10-36.19](#))

39.24 Aorta-renal bypass**39.25 Aorta-iliac-femoral bypass**

Bypass:
 aortofemoral
 aortoiliac
 aortoiliac to popliteal
 aortopopliteal
 iliofemoral [iliac-femoral]

39.26 Other intra-abdominal vascular shunt or bypass

Bypass:
 aortoceliac
 aortic-superior mesenteric
 common hepatic-common iliac-renal
 Intra-abdominal arterial bypass graft NOS

Excludes: peritoneovenous shunt ([54.94](#))

39.27 Arteriovenostomy for renal dialysis

Anastomosis for renal dialysis
 Formation of (peripheral) arteriovenous
 fistula for renal [kidney] dialysis

Code also any renal dialysis ([39.95](#))

39.28 Extracranial-intracranial (EC-IC) vascular bypass**39.29 Other (peripheral) vascular shunt or bypass**

Bypass (graft):
 axillary-brachial
 axillary-femoral [axillofemoral] (superficial)
 brachial
 femoral-femoral
 femoroperoneal
 femoropopliteal (arteries)
 femorotibial (anterior) (posterior)
 popliteal
 vascular NOS

Excludes: peritoneovenous shunt ([54.94](#))

39.3 Suture of vessel

Repair of laceration of blood vessel

Excludes: any other vascular puncture closure device --omit code suture of aneurysm (39.52) that for control of hemorrhage (postoperative):
 anus (49.95)
 bladder (57.93)
 following vascular procedure (39.41)
 nose (21.00-21.09)
 prostate (60.94)
 tonsil (28.7)

39.30 Suture of unspecified blood vessel

39.31 Suture of artery

39.32 Suture of vein

39.4 Revision of vascular procedure

39.41 Control of hemorrhage following vascular surgery

Excludes: that for control of hemorrhage (post operative):
 anus (49.95)
 bladder (57.93)
 nose (21.00-21.09)
 prostate (60.94)
 tonsil (28.7)

39.42 Revision of arteriovenous shunt for renal dialysis

Conversion of renal dialysis:

end-to-end anastomosis to end-to-side

end-to-side anastomosis to end-to-end

vessel-to-vessel cannula to arteriovenous shunt

Removal of old arteriovenous shunt and creation of new shunt

Excludes: replacement of vessel-to-vessel cannula (39.94)

39.43 Removal of arteriovenous shunt for renal dialysis

Excludes: that with replacement [revision] of shunt (39.42)

39.49 Other revision of vascular procedure

Declotting (graft)

Revision of:

anastomosis of blood vessel

vascular procedure (previous)

39.5 Other repair of vessels

39.50 Angioplasty of other non-coronary vessel(s) ®

Percutaneous transluminal angioplasty (PTA) of non-coronary vessels:

Lower extremity vessels

Mesenteric artery

Renal artery

Upper extremity vessels

Code also any:

atherectomy of other non-coronary vessels(s) (17.56)

injection or infusion of thrombolytic agent (99.10)

Insertion of non-drug-eluting peripheral vessel stent(s) or stent grafts(s) (39.90)

percutaneous insertion of carotid artery stent(s) [\(00.63\)](#)

number of vascular stents inserted [\(00.45-00.48\)](#)

number of vessels treated [\(00.40-00.43\)](#)

procedure on vessel bifurcation [\(00.44\)](#)

insertion of drug-eluting peripheral vessel stent [\(00.55\)](#)

Excludes: percutaneous angioplasty of extracranial or intracranial vessel(s) [\(00.61 -00.62\)](#)

percutaneous atherectomy of extracranial or intracranial vessel(s) [\(17.53-17.54\)](#)

39.51 Clipping of aneurysm

Excludes: clipping of arteriovenous fistula [\(39.53\)](#)

39.52 Other repair of aneurysm

Repair of aneurysm by:

coagulation

electrocoagulation

filipuncture

methyl methacrylate

suture

wiring

wrapping

Excludes: endovascular repair of aneurysm [\(39.71 - 39.79\)](#)

re-entry operation (aorta) [\(39.54\)](#)

that with:

graft replacement [\(38.40-38.49\)](#)

resection [\(38.30-38.49, 38.60-38.69\)](#)

39.53 Repair of arteriovenous fistula

Embolization of carotid cavernous fistula

Repair of arteriovenous fistula by:

clipping

coagulation

ligation and division

Excludes: repair of :

arteriovenous shunt for renal dialysis [\(39.42\)](#)

head and neck vessels, endovascular approach [\(39.72\)](#)

that with:

graft replacement [\(38.40-38.49\)](#)

resection [\(38.30-38.49, 38.60-38.69\)](#)

39.54 Re-entry operation (aorta)

Fenestration of dissecting aneurysm of thoracic aorta

Code also cardiopulmonary bypass [extracorporeal circulation]

[heart-lung machine] [\(39.61\)](#)

39.55 Reimplantation of aberrant renal vessel

39.56 Repair of blood vessel with tissue patch graft

Excludes: that with resection [\(38.40-38.49\)](#)

39.57 Repair of blood vessel with synthetic patch graft

Excludes: that with resection [\(38.40-38.49\)](#)

39.58 Repair of blood vessel with unspecified type of patch graft

Excludes: that with resection [\(38.40-38.49\)](#)

39.59 Other repair of vessel

- Aorticopulmonary window operation
- Arterioplasty NOS
- Construction of venous valves (peripheral)
- Plication of vein (peripheral)
- Reimplantation of artery

Code also cardiopulmonary bypass [extracorporeal circulation]
[heart-lung machine] [\(39.61\)](#)

Excludes: interruption of the vena cava [\(38.7\)](#)
reimplantation of renal artery [\(39.55\)](#)
that with:
graft [\(39.56-39.58\)](#)
resection [\(38.30-38.49, 38.60-38.69\)](#)

39.6 Extracorporeal circulation and procedures auxiliary to heart surgery

39.61 Extracorporeal circulation auxiliary to open heart surgery

- Artificial heart and lung
- Cardiopulmonary bypass
- Pump oxygenator

Excludes: extracorporeal hepatic assistance [\(50.92\)](#)
extracorporeal membrane oxygenation [ECMO] [\(39.65\)](#)
hemodialysis [\(39.95\)](#)
percutaneous cardiopulmonary bypass [\(39.66\)](#)

39.62 Hypothermia (systemic) incidental to open heart surgery

39.63 Cardioplegia

- Arrest:
 - anoxic
 - circulatory

39.64 Intraoperative cardiac pacemaker

- Temporary pacemaker used during and immediately following cardiac surgery

39.65 Extracorporeal membrane oxygenation [ECMO]

Excludes: extracorporeal circulation auxiliary to open heart surgery [\(39.61\)](#)
percutaneous cardiopulmonary bypass [\(39.66\)](#)

39.66 Percutaneous cardiopulmonary bypass

- Closed chest

Excludes: extracorporeal circulation auxiliary to open heart surgery [\(39.61\)](#)
extracorporeal hepatic assistance [\(50.92\)](#)
extracorporeal membrane oxygenation [ECMO] [\(39.65\)](#)
hemodialysis [\(39.95\)](#)

39.7 Endovascular procedures on vessel (s)

- Endoluminal repair
- Embolization
- Implantation
- Occlusion
- Removal
- Repair

Excludes: angioplasty of other non-coronary vessel(s) [\(39.50\)](#)
atherectomy of other non-coronary vessel(s) [\(17.56\)](#)


insertion of non-drug-eluting peripheral vessel stent(s) [\(39.90\)](#)
 other repair of aneurysm [\(39.52\)](#)
 percutaneous insertion of carotid artery stent(s) [\(00.63\)](#)
 percutaneous insertion of intracranial stent(s) [\(00.65\)](#)
 percutaneous insertion of other precerebral artery stent(s) [\(00.64\)](#)
 resection of abdominal aorta with replacement [\(38.44\)](#)
 resection of lower limb arteries with replacement [\(38.48\)](#)
 resection of thoracic aorta with replacement [\(38.45\)](#)
 resection of upper limb vessels with replacement [\(38.43\)](#)
 temporary therapeutic partial occlusion of vessel [\(39.77\)](#)

39.71 Endovascular implantation of other graft in abdominal aorta 

Endovascular repair of abdominal aortic aneurysm with graft
 Stent graft(s)

Code also intra-aneurysm sac pressure monitoring (intraoperative)
[\(00.58\)](#)

Excludes: endovascular implantation of branching or fenestrated graft in aorta [\(39.78\)](#)

39.72 Endovascular (total) embolization or occlusion of head and neck vessels 

Coil-retention stent

Embolization stent

Endograft(s)

Endovascular graft(s)

Liquid tissue adhesive (glue) embolization or occlusion

Other implant or substance for repair, embolization or occlusion

That for repair of aneurysm, arteriovenous malformation[AVM] or fistula

*Excludes: mechanical thrombectomy of pre-cerebral and cerebral vessels [\(39.74\)](#)
 embolization of head or neck vessels using bare coils [\(39.75\)](#)
 embolization of head or neck vessels using bioactive coils [\(39.76\)](#)*

39.73 Endovascular implantation of graft in thoracic aorta

Endograft(s)

Endovascular graft(s)

Endovascular repair of defect of thoracic aorta with graft(s) or device(s)

Stent graft(s) or device(s)

That for repair of aneurysm, dissection, or injury

Excludes: fenestration of dissecting aneurysm of thoracic aorta [\(39.54\)](#)

Code also intra-aneurysm sac pressure monitoring (intraoperative)
[\(00.58\)](#)

39.74 Endovascular removal of obstruction from head and neck vessel(s)

Endovascular embolectomy

Endovascular thrombectomy of pre-cerebral and cerebral vessels

Mechanical embolectomy or thrombectomy

Code also: any injection or infusion of thrombolytic agent [\(99.10\)](#)
 number of vessels treated [\(00.40-00.43\)](#)
 procedure on vessel bifurcation [\(00.44\)](#)

Excludes: endarterectomy of intracranial vessels and other vessels of head and neck ([38.11 - 38.12](#))
occlusive endovascular embolization of head or neck vessel(s) using bare coils ([39.75](#))
occlusive endovascular embolization of head or neck vessel(s) using bioactive coils ([39.76](#))
open embolectomy or thrombectomy ([38.01-38.02](#))

39.75 Endovascular embolization or occlusion of vessel(s) of head or neck using bare coils


Bare metal coils
Bare platinum coils [BPC]
That for treatment of aneurysm, arteriovenous malformation [AVM] or fistula

39.76 Endovascular embolization or occlusion of vessel(s) of head or neck using bioactive coils

Biodegradable inner luminal polymer coils
Coil embolization or occlusion utilizing bioactivecoils
Coils containing polyglycolic acid [PGA]
That for treatment of aneurysm, arteriovenous malformation [AVM] or fistula

39.77 Temporary (partial) therapeutic endovascular occlusion of vessel 
That by balloon catheter

Code also any: diagnostic arteriogram (88.40-88.49)
Excludes: any endovascular head or neck vessel procedure ([39.72, 39.74-39.76](#))
diagnostic procedures on blood vessels ([38.21-38.29](#))
permanent endovascular procedure ([39.79](#))

39.78 Endovascular implantation of branching or fenestrated graft(s) in aorta 

39.79 Other endovascular procedures on other vessels

Other coil embolization or occlusion
Endograft(s)
Endovascular graft(s)
Liquid tissue adhesive (glue) embolization or occlusion
Other implant or substance for repair, embolization or occlusion
Repair of aneurysm

Excludes: abdominal aortic aneurysm resection [AAA] ([38.44](#))
endovascular implantation of graft in abdominal aorta ([39.71](#))
endovascular embolization or occlusion of head and neck vessels , bare metal coils ([39.75](#))
endovascular embolization or occlusion of head and neck vessels, bioactive coils ([39.76](#))
insertion of drug-eluting peripheral vessel stent(s) ([00.55](#))
insertion of non-drug-eluting peripheral vessel (s) (for other than aneurysm repair) ([39.90](#))
non-endovascular repair of arteriovenous fistula ([39.53](#))
other surgical occlusion of vessels -see category [38.8](#)
percutaneous transcatheter infusion ([99.29](#))
thoracic aortic aneurysm resection ([38.45](#))

*transcatheter embolization for gastric or duodenal bleeding
(44.44)
uterine artery embolization with coils (68.24)*

39.8 Operations on carotid body, carotid sinus and other vascular bodies

Excludes: excision of glomus jugulare (20.51)

39.81 Implantation or replacement of carotid sinus stimulation device, total system

Carotid sinus baroreflex activation device
Implantation of carotid sinus stimulator and lead(s)

Includes: carotid explorations

*Excludes: implantation or replacement of carotid sinus stimulation lead(s) only (39.82)
implantation or replacement of carotid sinus stimulation pulse generator only (39.83)*

39.82 Implantation or replacement of carotid sinus stimulation lead(s) only

Excludes: implantation or replacement of carotid sinus stimulation device, total system (39.81)

39.83 Implantation or replacement of carotid sinus stimulation pulse generator only

Excludes: implantation or replacement of carotid sinus stimulation device, total system (39.81)

39.84 Revision of carotid sinus stimulation lead(s) only

Repair of electrode [removal with re-insertion]
Repositioning of lead(s) [electrode]

39.85 Revision of carotid sinus stimulation pulse generator

Debridement and reforming pocket (skin and subcutaneous tissue)
Relocation of pocket [creation of new pocket]
Repositioning of pulse generator
Revision of carotid sinus stimulation pulse generator pocket

39.86 Removal of carotid sinus stimulation device, total system

39.87 Removal of carotid sinus stimulation lead(s) only

39.88 Removal of carotid sinus stimulation pulse generator only

39.89 Other operations on carotid body, carotid sinus and other vascular bodies

Chemodectomy
Denervation of:
aortic body
carotid body
Glomectomy, carotid

Excludes: excision of glomus jugulare (20.51)

39.9 Other operations on vessels

39.90 Insertion of non-drug-eluting peripheral vessel (non-coronary) stent(s)

- Bare stent(s)
- Bonded stent(s)
- Drug-coated stent(s), i.e., heparin coated
- Endograft(s)
- Endovascular graft(s)
- Endovascular recanalization techniques
- Stent graft(s)

Code also any

- non-coronary angioplasty or atherectomy ([39.50](#))
- number of vascular stents inserted ([00.45-00.48](#))
- number of vessels treated ([00.40-00.43](#))
- procedure on vessel bifurcation ([00.44](#))

Excludes: insertion of drug-eluting peripheral vessel stent(s) ([00.55](#))
 percutaneous insertion of carotid artery stent(s) ([00.63](#))
 percutaneous insertion of intracranial stent(s) ([00.65](#))
 percutaneous insertion of other precerebral artery stent(s) ([00.64](#))
 that for aneurysm repair ([39.71 - 39.79](#))

39.91 Freeing of vessel

- Dissection and freeing of adherent tissue:
 - artery-vein-nerve bundle
 - vascular bundle

39.92 Injection of sclerosing agent into vein

Excludes: injection:
 esophageal varices ([42.33](#))
 hemorrhoids ([49.42](#))

39.93 Insertion of vessel-to-vessel cannula

- Formation of:
 - arteriovenous:
 - fistula by external cannula
 - shunt by external cannula

Code also any renal dialysis ([39.95](#))

39.94 Replacement of vessel-to-vessel cannula

- Revision of vessel-to-vessel cannula

39.95 Hemodialysis

- Artificial kidney
- Hemodiafiltration
- Hemofiltration
- Renal dialysis

Excludes: peritoneal dialysis ([54.98](#))

39.96 Total body perfusion

- Code also substance perfused ([99.21-99.29](#))

39.97 Other perfusion ®

- Perfusion NOS
- Perfusion, local [regional] of:

carotid artery
coronary artery
head
lower limb
neck
upper limb

Code also substance perfused ([99.21-99.29](#))

Excludes: perfusion of:

kidney ([55.95](#))

large intestine ([46.96](#))

liver ([50.93](#))

small intestine ([46.95](#))

SuperSaturated oxygen therapy ([00.49](#))

39.98 Control of hemorrhage, not otherwise specified

Angiotripsy

Control of postoperative hemorrhage NOS

Venotripsy

Excludes: control of hemorrhage (postoperative):

anus ([49.95](#))

bladder ([57.93](#))

following vascular procedure ([39.41](#))

nose ([21.00-21.09](#))

prostate ([60.94](#))

tonsil ([28.7](#))

that by:

ligation ([38.80-38.89](#))

suture ([39.30-39.32](#))

39.99 Other operations on vessels

Excludes: injection or infusion of therapeutic or prophylactic substance ([99.11-99.29](#))

transfusion of blood and blood components ([99.01-99.09](#))



8. OPERATIONS ON THE HEMIC AND LYMPHATIC SYSTEM (40-41)

40 Operations on lymphatic system**40.0 Incision of lymphatic structures****40.1 Diagnostic procedures on lymphatic structures****40.11 Biopsy of lymphatic structure***Transbronchoscopic needle aspiration [TBNA] of lymph node***40.19 Other diagnostic procedures on lymphatic structures***Excludes: lymphangiogram:**abdominal (88.04)**cervical (87.08)**intrathoracic (87.34)**lower limb (88.36)**upper limb (88.34)**microscopic examination of specimen (90.71-90.79)**radioisotope scan (92.16)**thermography (88.89)***40.2 Simple excision of lymphatic structure***Excludes: biopsy of lymphatic structure (40.11)***40.21 Excision of deep cervical lymph node****40.22 Excision of internal mammary lymph node****40.23 Excision of axillary lymph node****40.24 Excision of inguinal lymph node****40.29 Simple excision of other lymphatic structure***Excision of:**cystic hygroma**lymphangioma**Simple lymphadenectomy***40.3 Regional lymph node excision***Extended regional lymph node excision**Regional lymph node excision with excision of lymphatic drainage area including skin, subcutaneous tissue, and fat***40.4 Radical excision of cervical lymph nodes***Resection of cervical lymph nodes down to muscle and deep fascia**Excludes: that associated with radical laryngectomy (30.4)***40.40 Radical neck dissection, not otherwise specified****40.41 Radical neck dissection, unilateral****40.42 Radical neck dissection, bilateral****40.5 Radical excision of other lymph nodes***Excludes: that associated with radical mastectomy (85.45-85.48)***40.50 Radical excision of lymph nodes, not otherwise specified***Radical (lymph) node dissection NOS***40.51 Radical excision of axillary lymph nodes****40.52 Radical excision of periaortic lymph nodes**

40.53 Radical excision of iliac lymph nodes

40.54 Radical groin dissection

40.59 Radical excision of other lymph nodes

Excludes: radical neck dissection ([40.40-40.42](#))

40.6 Operations on thoracic duct

40.61 Cannulation of thoracic duct

40.62 Fistulization of thoracic duct

40.63 Closure of fistula of thoracic duct

40.64 Ligation of thoracic duct

40.69 Other operations on thoracic duct

40.9 Other operations on lymphatic structures

Anastomosis of peripheral lymphatics

Dilation of peripheral lymphatics

Ligation of peripheral lymphatics

Obliteration of peripheral lymphatics

Reconstruction of peripheral lymphatics

Repair of peripheral lymphatics

Transplantation of peripheral lymphatics

Correction of lymphedema of limb, NOS

Excludes: reduction of elephantiasis of scrotum ([61.3](#))

41 Operations on bone marrow and spleen

41.0 Bone marrow or hematopoietic stem cell transplant

Note: To report donor source --see codes [00.91-00.93](#)

Excludes: aspiration of bone marrow from donor ([41.91](#))

41.00 Bone marrow transplant, not otherwise specified

41.01 Autologous bone marrow transplant without purging

Excludes: that with purging ([41.09](#))

41.02 Allogeneic bone marrow transplant with purging

Allograft of bone marrow with in vitro removal (purging) of T-cells

41.03 Allogeneic bone marrow transplant without purging

Allograft of bone marrow NOS

41.04 Autologous hematopoietic stem cell transplant without purging

Excludes: that with purging ([41.07](#))

41.05 Allogeneic hematopoietic stem cell transplant without purging

Excludes: that with purging ([41.08](#))

41.06 Cord blood stem cell transplant

41.07 Autologous hematopoietic stem cell transplant with purging

Cell depletion

41.08 Allogeneic hematopoietic stem cell transplant

Cell depletion

41.09 Autologous bone marrow transplant with purging

With extracorporeal purging of malignant cells from marrow

Cell depletion

41.1 Puncture of spleen

Excludes: aspiration biopsy of spleen ([41.32](#))

41.2 Splenotomy

41.3 Diagnostic procedures on bone marrow and spleen

41.31 Biopsy of bone marrow

41.32 Closed [aspiration] [percutaneous] biopsy of spleen

41.33 Open biopsy of spleen

41.38 Other diagnostic procedures on bone marrow

Excludes: microscopic examination of specimen from bone marrow
([90.61-90.69](#))
radioisotope scan ([92.05](#))

41.39 Other diagnostic procedures on spleen

Excludes: microscopic examination of specimen from spleen
([90.61-90.69](#))
radioisotope scan ([92.05](#))

41.4 Excision or destruction of lesion or tissue of spleen

Code also any application or administration of an adhesion barrier substance
([99.77](#))

Excludes: excision of accessory spleen ([41.93](#))

41.41 Marsupialization of splenic cyst

41.42 Excision of lesion or tissue of spleen

Excludes: biopsy of spleen ([41.32-41.33](#))

41.43 Partial splenectomy

41.5 Total splenectomy

Splenectomy NOS

Code also any application or administration of an adhesion barrier substance
([99.77](#))

41.9 Other operations on spleen and bone marrow

Code also any application or administration of an adhesion barrier substance
([99.77](#))

41.91 Aspiration of bone marrow from donor for transplant

Excludes: biopsy of bone marrow ([41.31](#))

41.92 Injection into bone marrow

Excludes: bone marrow transplant ([41.00-41.03](#))

41.93 Excision of accessory spleen

41.94 Transplantation of spleen

41.95 Repair and plastic operations on spleen

41.98 Other operations on bone marrow

41.99 Other operations on spleen

9. OPERATIONS ON THE DIGESTIVE SYSTEM (42-54)

42 Operations on esophagus

42.0 Esophagotomy

42.01 Incision of esophageal web

42.09 Other incision of esophagus
Esophagotomy NOS

Excludes: esophagomyotomy (42.7)
esophagostomy (42.10-42.19)

42.1 Esophagostomy

42.10 Esophagostomy, not otherwise specified

42.11 Cervical esophagostomy

42.12 Exteriorization of esophageal pouch

42.19 Other external fistulization of esophagus
Thoracic esophagostomy
Code also any resection (42.40-42.42)

42.2 Diagnostic procedures on esophagus

42.21 Operative esophagoscopy by incision

42.22 Esophagoscopy through artificial stoma

Excludes: that with biopsy (42.24)

42.23 Other esophagoscopy

Excludes: that with biopsy (42.24)

42.24 Closed [endoscopic] biopsy of esophagus
Brushing or washing for specimen collection
Esophagoscopy with biopsy
Suction biopsy of the esophagus

Excludes: esophagogastroduodenoscopy [EGD] with closed biopsy (45.16)

42.25 Open biopsy of esophagus

42.29 Other diagnostic procedures on esophagus

Excludes: barium swallow (87.61)
esophageal manometry (89.32)
microscopic examination of specimen from esophagus (90.81-90.89)

42.3 Local excision or destruction of lesion or tissue of esophagus

42.31 Local excision of esophageal diverticulum

42.32 Local excision of other lesion or tissue of esophagus

Excludes: biopsy of esophagus (42.24-42.25)
esophageal fistulectomy (42.84)



42.33 Endoscopic excision or destruction of lesion or tissue of esophagus

Ablation of esophageal neoplasm by endoscopic approach
 Control of esophageal bleeding by endoscopic approach
 Esophageal polypectomy by endoscopic approach
 Esophageal varices by endoscopic approach
 Injection of esophageal varices by endoscopic approach

*Excludes: biopsy of esophagus (42.24-42.25)
 fistulectomy (42.84)
 open ligation of esophageal varices (42.91)*

42.39 Other destruction of lesion or tissue of esophagus

Excludes: that by endoscopic approach (42.33)

42.4 Excision of esophagus

Excludes: esophagogastrectomy NOS (43.99)

42.40 Esophagectomy, not otherwise specified

42.41 Partial esophagectomy

Code also any synchronous:
 anastomosis other than end-to-end (42.51-42.69)
 esophagostomy (42.10-42.19)
 gastrostomy (43.11-43.19)

42.42 Total esophagectomy

Code also any synchronous:
 gastrostomy (43.11-43.19)
 interposition or anastomosis other than end-to-end (42.51-42.69)

Excludes: esophagogastrectomy (43.99)

42.5 Intrathoracic anastomosis of esophagus

Code also any synchronous:
 esophagectomy (42.40-42.42)
 gastrostomy (43.1)

42.51 Intrathoracic esophagoesophagostomy

42.52 Intrathoracic esophagogastrostomy

42.53 Intrathoracic esophageal anastomosis with interposition of small bowel

42.54 Other intrathoracic esophagoenterostomy

Anastomosis of esophagus to intestinal segment NOS

42.55 Intrathoracic esophageal anastomosis with interposition of colon

42.56 Other intrathoracic esophagocolostomy

Esophagocolostomy NOS

42.58 Intrathoracic esophageal anastomosis with other interposition

Construction of artificial esophagus
 Retrosternal formation of reversed gastric tube

42.59 Other intrathoracic anastomosis of esophagus

42.6 Antesternal anastomosis of esophagus

Code also any synchronous:
 esophagectomy ([42.40-42.42](#))
 gastrostomy ([43.1](#))

42.61 Antesternal esophagoesophagostomy

42.62 Antesternal esophagogastrostomy

42.63 Antesternal esophageal anastomosis with interposition of small bowel

42.64 Other antesternal esophagoenterostomy

Antethoracic:
 esophagoenterostomy
 esophagoileostomy
 esophagojejunostomy

42.65 Antesternal esophageal anastomosis with interposition of colon

42.66 Other antesternal esophagocolostomy

Antethoracic esophagocolostomy

42.68 Other antesternal esophageal anastomosis with interposition

42.69 Other antesternal anastomosis of esophagus

42.7 Esophagomyotomy

42.8 Other repair of esophagus

42.81 Insertion of permanent tube into esophagus

42.82 Suture of laceration of esophagus

42.83 Closure of esophagostomy

42.84 Repair of esophageal fistula, not elsewhere classified

Excludes: repair of fistula:
 bronchoesophageal ([33.42](#))
 esophagopleurocutaneous ([34.73](#))
 pharyngoesophageal ([29.53](#))
 tracheoesophageal ([31.73](#))

42.85 Repair of esophageal stricture

42.86 Production of subcutaneous tunnel without esophageal anastomosis

42.87 Other graft of esophagus

Excludes: antesternal esophageal anastomosis with interposition of:
 colon ([42.65](#))
 small bowel ([42.63](#))
 antesternal esophageal anastomosis with other interposition ([42.68](#))
 intrathoracic esophageal anastomosis with interposition of:
 colon ([42.55](#))
 small bowel ([42.53](#))
 intrathoracic esophageal anastomosis with other interposition ([42.58](#))

42.89 Other repair of esophagus

42.9 Other operations on esophagus

42.91 Ligation of esophageal varices

Excludes: that by endoscopic approach [\(42.33\)](#)

42.92 Dilation of esophagus

Dilation of cardiac sphincter

Excludes: intubation of esophagus [\(96.03, 96.06-96.08\)](#)

42.99 Other

Excludes: insertion of Sengstaken tube [\(96.06\)](#)

intubation of esophagus [\(96.03, 96.06-96.08\)](#)

removal of intraluminal foreign body from esophagus without incision [\(98.02\)](#)

tamponade of esophagus [\(96.06\)](#)

43 Incision and excision of stomach

Code also any application or administration of an adhesion barrier substance [\(99.77\)](#)

43.0 Gastrotomy

Excludes: gastrostomy [\(43.11-43.19\)](#)

that for control of hemorrhage [\(44.49\)](#)

43.1 Gastrostomy

43.11 Percutaneous [endoscopic] gastrostomy [PEG]

Percutaneous transabdominal gastrostomy

43.19 Other gastrostomy

Excludes: percutaneous [endoscopic] gastrostomy [PEG] [\(43.11\)](#)

43.3 Pyloromyotomy

43.4 Local excision or destruction of lesion or tissue of stomach

43.41 Endoscopic excision or destruction of lesion or tissue of stomach

Gastric polypectomy by endoscopic approach

Gastric varices by endoscopic approach

Excludes: biopsy of stomach [\(44.14-44.15\)](#)

control of hemorrhage [\(44.43\)](#)

open ligation of gastric varices [\(44.91\)](#)

43.42 Local excision of other lesion or tissue of stomach

Excludes: biopsy of stomach [\(44.14-44.15\)](#)

gastric fistulectomy [\(44.62-44.63\)](#)

partial gastrectomy [\(43.5-43.89\)](#)

43.49 Other destruction of lesion or tissue of stomach

Excludes: that by endoscopic approach [\(43.41\)](#)

43.5 Partial gastrectomy with anastomosis to esophagus

Proximal gastrectomy

43.6 Partial gastrectomy with anastomosis to duodenum

Billroth I operation
Distal gastrectomy
Gastropylorctomy

43.7 Partial gastrectomy with anastomosis to jejunum

Billroth II operation

43.8 Other partial gastrectomy

43.81 Partial gastrectomy with jejunal transposition

Henley jejunal transposition operation
Code also any synchronous intestinal resection ([45.51](#))

43.82 Laparoscopic vertical (sleeve) gastrectomy 

*Excludes: laparoscopic banding (44.95)
laparoscopic gastric restrictive procedure (44.95)*

43.89 Open and other partial gastrectomy 

Partial gastrectomy with bypass gastrogastrostomy
Sleeve resection of stomach

Excludes: laparoscopic sleeve gastrectomy (43.82)

43.9 Total gastrectomy

43.91 Total gastrectomy with intestinal interposition

43.99 Other total gastrectomy

Complete gastroduodenectomy
Esophagoduodenostomy with complete gastrectomy
Esophagogastrectomy NOS
Esophagojejunostomy with complete gastrectomy
Radical gastrectomy

44 Other operations on stomach

Code also any application or administration of an adhesion barrier substance
([99.77](#))

44.0 Vagotomy

44.00 Vagotomy, not otherwise specified

Division of vagus nerve NOS

44.01 Truncal vagotomy

44.02 Highly selective vagotomy

Parietal cell vagotomy
Selective proximal vagotomy

44.03 Other selective vagotomy

44.1 Diagnostic procedures on stomach

44.11 Transabdominal gastroscopy

Intraoperative gastroscopy
Excludes: that with biopsy (44.14)

44.12 Gastroscopy through artificial stoma

Excludes: that with biopsy (44.14)

44.13 Other gastroscopy

Excludes: that with biopsy (44.14)

- 44.14 Closed [endoscopic] biopsy of stomach**
Brushing or washing for specimen collection
Excludes: esophagogastroduodenoscopy [EGD] with closed biopsy (45.16)
- 44.15 Open biopsy of stomach**
- 44.19 Other diagnostic procedures on stomach**
Excludes: gastric lavage (96.33)
microscopic examination of specimen from stomach (90.81-90.89)
upper GI series (87.62)

44.2 Pyloroplasty

- 44.21 Dilation of pylorus by incision**
- 44.22 Endoscopic dilation of pylorus**
Dilation with balloon endoscope
Endoscopic dilation of gastrojejunostomy site
- 44.29 Other pyloroplasty**
Pyloroplasty NOS
Revision of pylorus

44.3 Gastroenterostomy without gastrectomy

- 44.31 High gastric bypass**
Printen and Mason gastric bypass
- 44.32 Percutaneous [endoscopic] gastrojejunostomy**
Bypass:
gastroduodenostomy
PEGJ
Excludes: percutaneous (endoscopic) feeding jejunostomy (46.32)
- 44.38 Laparoscopic gastroenterostomy**
Bypass:
gastroduodenostomy
gastroenterostomy
gastrogastrostomy
Laparoscopic gastrojejunostomy without gastrectomy NEC
Excludes: gastroenterostomy, open approach (44.39)
- 44.39 Other gastroenterostomy**
Bypass:
gastroduodenostomy
gastroenterostomy
gastrogastrostomy
Gastrojejunostomy without gastrectomy NOS

44.4 Control of hemorrhage and suture of ulcer of stomach or duodenum

- 44.40 Suture of peptic ulcer, not otherwise specified**
- 44.41 Suture of gastric ulcer site**
Excludes: ligation of gastric varices (44.91)
- 44.42 Suture of duodenal ulcer site**

- 44.43** Endoscopic control of gastric or duodenal bleeding
- 44.44** Transcatheter embolization for gastric or duodenal bleeding
Excludes: surgical occlusion of abdominal vessels ([38.86-38.87](#))
- 44.49** Other control of hemorrhage of stomach or duodenum
That with gastrotomy

44.5 Revision of gastric anastomosis

- Closure of:
 - gastric anastomosis
 - gastroduodenostomy
 - gastrojejunostomy
 - Pantaloon operation

44.6 Other repair of stomach

- 44.61** Suture of laceration of stomach
Excludes: that of ulcer site ([44.41](#))
- 44.62** Closure of gastrostomy
- 44.63** Closure of other gastric fistula
Closure of:
 - gastrocolic fistula
 - gastrojejunocolic fistula
- 44.64** Gastropexy
- 44.65** Esophagogastroplasty
Belsey operation
Esophagus and stomach cardioplasty
- 44.66** Other procedures for creation of esophagogastric sphincteric competence
Fundoplication
Gastric cardioplasty
Nissen's fundoplication
Restoration of cardio-esophageal angle
Excludes: that by laparoscopy ([44.67](#))
- 44.67** Laparoscopic procedures for creation of esophagogastric sphincteric competence
Fundoplication
Gastric cardioplasty
Nissen's fundoplication
Restoration of cardio-esophageal angle
- 44.68** Laparoscopic gastroplasty
Banding
Silastic vertical banding
Vertical banded gastroplasty (VBG)
Code also any synchronous laparoscopic gastroenterostomy ([44.38](#))
Excludes: insertion, laparoscopic adjustable gastric band (restrictive procedure) ([44.95](#))
other repair of stomach, open approach ([44.61-44.65, 44.69](#))
- 44.69** Other
Inversion of gastric diverticulum
Repair of stomach NOS

44.9 Other operations on stomach

44.91 Ligation of gastric varices

Excludes: that by endoscopic approach [\(43.41\)](#)

44.92 Intraoperative manipulation of stomach

Reduction of gastric volvulus

44.93 Insertion of gastric bubble (balloon)

44.94 Removal of gastric bubble (balloon)

44.95 Laparoscopic gastric restrictive procedure

Adjustable gastric band and port insertion

Excludes: laparoscopic gastroplasty [\(44.68\)](#)
other repair of stomach [\(44.69\)](#)

44.96 Laparoscopic revision of gastric restrictive procedure

Revision or replacement of:
adjustable gastric band
subcutaneous gastric port device

44.97 Laparoscopic removal of gastric restrictive device(s)

Removal of either or both:
adjustable gastric band
subcutaneous port device

Excludes: nonoperative removal of gastric restrictive device(s) [\(97.86\)](#)
open removal of gastric restrictive device(s) [\(44.99\)](#)

44.98 (Laparoscopic) adjustment of size of adjustable gastric restrictive device

Infusion of saline for device tightening
Withdrawal of saline for device loosening

Code also any:

abdominal ultrasound [\(88.76\)](#)
abdominal wall fluoroscopy [\(88.09\)](#)
barium swallow [\(87.61\)](#)

44.99 Other

Excludes: change of gastrostomy tube [\(97.02\)](#)
dilation of cardiac sphincter [\(42.92\)](#)

gastric:

cooling [\(96.31\)](#)
freezing [\(96.32\)](#)
gavage [\(96.35\)](#)
hypothermia [\(96.31\)](#)
lavage [\(96.33\)](#)

insertion of nasogastric tube [\(96.07\)](#)

irrigation of gastrostomy [\(96.36\)](#)

irrigation of nasogastric tube [\(96.34\)](#)

removal of:

gastrostomy tube [\(97.51\)](#)
intraluminal foreign body from stomach without incision
[\(98.03\)](#)

replacement of:

gastrostomy tube [\(97.02\)](#)
(nasogastric tube [\(97.01\)](#)

45 Incision, excision, and anastomosis of intestine

Code also any application or administration of an adhesion barrier substance
([99.77](#))

45.0 Enterotomy

Excludes: duodenocholedochotomy ([51.41-51.42](#), [51.51](#))
that for destruction of lesion ([45.30-45.34](#))
that of exteriorized intestine ([46.14](#), [46.24](#), [46.31](#))

45.00 Incision of intestine, not otherwise specified

45.01 Incision of duodenum

45.02 Other incision of small intestine

45.03 Incision of large intestine

Excludes: proctotomy ([48.0](#))

45.1 Diagnostic procedures on small intestine

Code also any laparotomy ([54.11-54.19](#))

45.11 Transabdominal endoscopy of small intestine

Intraoperative endoscopy of small intestine

Excludes: that with biopsy ([45.14](#))

45.12 Endoscopy of small intestine through artificial stoma

Excludes: that with biopsy ([45.14](#))

45.13 Other endoscopy of small intestine

Esophagogastroduodenoscopy [EGD]

Excludes: that with biopsy ([45.14](#), [45.16](#))

45.14 Closed [endoscopic] biopsy of small intestine

Brushing or washing for specimen collection

Excludes: esophagogastroduodenoscopy [EGD] with closed biopsy ([45.16](#))

45.15 Open biopsy of small intestine

45.16 Esophagogastroduodenoscopy [EGD] with closed biopsy

Biopsy of one or more sites involving esophagus, stomach, and/or duodenum

45.19 Other diagnostic procedures on small intestine

Excludes: microscopic examination of specimen from small intestine
([90.91-90.99](#))

radioisotope scan ([92.04](#))

ultrasonography ([88.74](#))

x-ray ([87.61-87.69](#))

45.2 Diagnostic procedures on large intestine

Code also any laparotomy ([54.11-54.19](#))

45.21 Transabdominal endoscopy of large intestine

Intraoperative endoscopy of large intestine

Excludes: that with biopsy ([45.25](#))

45.22 Endoscopy of large intestine through artificial stoma

Excludes: that with biopsy ([45.25](#))

- 45.23 Colonoscopy**
Flexible fiberoptic colonoscopy
Excludes: endoscopy of large intestine through artificial stoma (45.22)
flexible sigmoidoscopy (45.24)
rigid proctosigmoidoscopy (48.23)
transabdominal endoscopy of large intestine (45.21)
- 45.24 Flexible sigmoidoscopy**
Endoscopy of descending colon
Excludes: rigid proctosigmoidoscopy (48.23)
- 45.25 Closed [endoscopic] biopsy of large intestine**
Biopsy, closed, of unspecified intestinal site
Brushing or washing for specimen collection
Colonoscopy with biopsy
Excludes: proctosigmoidoscopy with biopsy (48.24)
- 45.26 Open biopsy of large intestine**
- 45.27 Intestinal biopsy, site unspecified**
- 45.28 Other diagnostic procedures on large intestine**
- 45.29 Other diagnostic procedures on intestine, site unspecified**
Excludes: microscopic examination of specimen (90.91-90.99)
scan and radioisotope function study (92.04)
ultrasonography (88.74)
x-ray (87.61-87.69)
- 45.3 Local excision or destruction of lesion or tissue of small intestine**
- 45.30 Endoscopic excision or destruction of lesion of duodenum**
Excludes: biopsy of duodenum (45.14-45.15)
control of hemorrhage (44.43)
fistulectomy (46.72)
- 45.31 Other local excision of lesion of duodenum**
Excludes: biopsy of duodenum (45.14-45.15)
fistulectomy (46.72)
multiple segmental resection (45.61)
that by endoscopic approach (45.30)
- 45.32 Other destruction of lesion of duodenum**
Excludes: that by endoscopic approach (45.30)
- 45.33 Local excision of lesion or tissue of small intestine, except duodenum**
Excision of redundant mucosa of ileostomy
Excludes: biopsy of small intestine (45.14-45.15)
fistulectomy (46.74)
multiple segmental resection (45.61)
- 45.34 Other destruction of lesion of small intestine, except duodenum**

45.4 Local excision or destruction of lesion or tissue of large intestine

45.41 Excision of lesion or tissue of large intestine

Excision of redundant mucosa of colostomy

Excludes: biopsy of large intestine (45.25-45.27)
 endoscopic polypectomy of large intestine (45.42)
 fistulectomy (46.76)
 multiple segmental resection (17.31, 45.71)
 that by endoscopic approach (45.42-45.43)

45.42 Endoscopic polypectomy of large intestine

Excludes: that by open approach (45.41)

45.43 Endoscopic destruction of other lesion or tissue of large intestine

Endoscopic ablation of tumor of large intestine
 Endoscopic control of colonic bleeding

Excludes: endoscopic polypectomy of large intestine (45.42)

45.49 Other destruction of lesion of large intestine

Excludes: that by endoscopic approach (45.43)

45.5 Isolation of intestinal segment

Code also any synchronous:

anastomosis other than end-to-end (45.90-45.94)
 enterostomy (46.10-46.39)

45.50 Isolation of intestinal segment, not otherwise specified

Isolation of intestinal pedicle flap
 Reversal of intestinal segment

45.51 Isolation of segment of small intestine

Isolation of ileal loop
 Resection of small intestine for interposition

45.52 Isolation of segment of large intestine

Resection of colon for interposition

45.6 Other excision of small intestine

Code also any synchronous:

anastomosis other than end-to-end (45.90-45.93, 45.95)
 colostomy (46.10-46.13)
 enterostomy (46.10-46.39)

Excludes: cecectomy (17.32, 45.72)
 Enterocolectomy (17.39, 45.79)
 gastroduodenectomy (43.6-43.99)
 ileocolectomy (17.33, 45.73)
 pancreatoduodenectomy (52.51-52.7)

45.61 Multiple segmental resection of small intestine

Segmental resection for multiple traumatic lesions of small intestine

45.62 Other partial resection of small intestine

Duodenectomy
 Ileectomy
 Jejunectomy

Excludes: duodenectomy with synchronous pancreatectomy (52.51-52.7)
 resection of cecum and terminal ileum (17.32, 45.72)

45.63 Total removal of small intestine

45.7 Open and other partial excision of large intestine

Code also any synchronous:

anastomosis other than end-to-end ([45.92-45.94](#))

enterostomy ([46.10-46.39](#))

Excludes: laparoscopic partial excision of large intestine ([17.31-17.39](#))

45.71 Open and other multiple segmental resection of large intestine

Segmental resection for multiple traumatic lesions of large intestine

45.72 Open and other cecectomy

Resection of cecum and terminal ileum

45.73 Open and other right hemicolectomy

Ileocelectomy

Right radical colectomy

45.74 Open and other resection of transverse colon

45.75 Open and other left hemicolectomy

Excludes: proctosigmoidectomy ([48.41-48.69](#))

second stage Mikulicz operation ([46.04](#))

45.76 Open and other sigmoidectomy

45.79 Other and unspecified partial excision of large intestine

Enterocolectomy NEC

45.8 Total intra-abdominal colectomy

Excision of cecum, colon, and sigmoid

Excludes: coloproctectomy ([48.41-48.69](#))

45.81 Laparoscopic total intra-abdominal colectomy

45.82 Open total intra-abdominal colectomy

45.83 Other and unspecified total intra-abdominal colectomy

45.9 Intestinal anastomosis

Code also any synchronous resection ([45.31-45.8](#), [48.41-48.69](#))

Excludes: end-to-end anastomosis --omit code

45.90 Intestinal anastomosis, not otherwise specified

45.91 Small-to-small intestinal anastomosis

45.92 Anastomosis of small intestine to rectal stump

Hampton procedure

45.93 Other small-to-large intestinal anastomosis

45.94 Large-to-large intestinal anastomosis

Excludes: rectorectostomy ([48.74](#))

45.95 Anastomosis to anus

Formation of endorectal ileal pouch (H- pouch) (J-pouch)

(S-pouch) with anastomosis of small intestine to anus

46 Other operations on intestine

Code also any application or administration of an adhesion barrier substance
([99.77](#))

46.0 Exteriorization of intestine

Includes: loop enterostomy
multiple stage resection of intestine

46.01 Exteriorization of small intestine

Loop ileostomy

46.02 Resection of exteriorized segment of small intestine

46.03 Exteriorization of large intestine

Exteriorization of intestine NOS
First stage Mikulicz exteriorization of intestine
Loop colostomy

46.04 Resection of exteriorized segment of large intestine

Resection of exteriorized segment of intestine NOS
Second stage Mikulicz operation

46.1 Colostomy

Code also any synchronous resection ([45.49](#), [45.71-45.79](#), [45.8](#))

Excludes: loop colostomy ([46.03](#))
that with abdominoperineal resection of rectum ([48.5](#))
that with synchronous anterior rectal resection ([48.62](#))

46.10 Colostomy, not otherwise specified

46.11 Temporary colostomy

46.13 Permanent colostomy

46.14 Delayed opening of colostomy

46.2 Ileostomy

Code also any synchronous resection ([45.34](#), [45.61-45.63](#))

Excludes: loop ileostomy ([46.01](#))

46.20 Ileostomy, not otherwise specified

46.21 Temporary ileostomy

46.22 Continent ileostomy

46.23 Other permanent ileostomy

46.24 Delayed opening of ileostomy

46.3 Other enterostomy

Code also any synchronous resection ([45.61-45.8](#))

46.31 Delayed opening of other enterostomy

46.32 Percutaneous (endoscopic) jejunostomy [PEJ]

Endoscopic conversion of gastrostomy to jejunostomy
Percutaneous (endoscopic) feeding enterostomy

Excludes: percutaneous [endoscopic] gastrojejunostomy (bypass)
([44.32](#))

- 46.39 Other**
 - Duodenostomy
 - Feeding enterostomy

46.4 Revision of intestinal stoma

- 46.40 Revision of intestinal stoma, not otherwise specified**
 - Plastic enlargement of intestinal stoma
 - Reconstruction of stoma of intestine
 - Release of scar tissue of intestinal stoma

Excludes: excision of redundant mucosa ([45.41](#))
- 46.41 Revision of stoma of small intestine**

Excludes: excision of redundant mucosa ([45.33](#))
- 46.42 Repair of pericostomy hernia**
- 46.43 Other revision of stoma of large intestine**

Excludes: excision of redundant mucosa ([45.41](#))

46.5 Closure of intestinal stoma

Code also any synchronous resection ([45.34](#), [45.49](#), [45.61-45.8](#))

- 46.50 Closure of intestinal stoma, not otherwise specified**
- 46.51 Closure of stoma of small intestine**
- 46.52 Closure of stoma of large intestine**
 - Closure or take-down of:
 - cecostomy
 - colostomy
 - sigmoidostomy

46.6 Fixation of intestine

- 46.60 Fixation of intestine, not otherwise specified**
 - Fixation of intestine to abdominal wall
- 46.61 Fixation of small intestine to abdominal wall**
 - Ileopexy
- 46.62 Other fixation of small intestine**
 - Noble plication of small intestine
 - Plication of jejunum
- 46.63 Fixation of large intestine to abdominal wall**
 - Cecocoloplicopexy
 - Sigmoidopexy (Moschowitz)
- 46.64 Other fixation of large intestine**
 - Cecofixation
 - Colofixation

46.7 Other repair of intestine

- Excludes:* closure of:
- ulcer of duodenum ([44.42](#))
 - vesicoenteric fistula ([57.83](#))
- 46.71 Suture of laceration of duodenum**
 - 46.72 Closure of fistula of duodenum**

46.73 Suture of laceration of small intestine, except duodenum

46.74 Closure of fistula of small intestine, except duodenum

Excludes: closure of:

artificial stoma (46.51)

vaginal fistula (70.74)

repair of gastrojejunocolic fistula (44.63)

46.75 Suture of laceration of large intestine

46.76 Closure of fistula of large intestine

Excludes: closure of:

gastrocolic fistula (44.63)

rectal fistula (48.73)

sigmoidovesical fistula (57.83)

stoma (46.52)

vaginal fistula (70.72-70.73)

vesicocolic fistula (57.83)

vesicosigmoidovaginal fistula (57.83)

46.79 Other repair of intestine

Duodenoplasty

46.8 Dilation and manipulation of intestine

46.80 Intra-abdominal manipulation of intestine, not otherwise specified

Correction of intestinal malrotation

Reduction of:

intestinal torsion

intestinal volvulus

intussusception

Excludes: reduction of intussusception with:

fluoroscopy (96.29)

ionizing radiation enema (96.29)

ultrasonography guidance (96.29)

46.81 Intra-abdominal manipulation of small intestine

46.82 Intra-abdominal manipulation of large intestine

46.85 Dilation of intestine

Dilation (balloon) of duodenum

Dilation (balloon) of jejunum

Endoscopic dilation (balloon) of large intestine

That through rectum or colostomy

Excludes: with insertion of colonic stent (46.86- 46.87)

46.86 Endoscopic insertion of colonic stent(s) 

Colonoscopy (flexible) (through stoma) with transendoscopic stent placement

Combined with fluoroscopic-guided insertion

Stent endoprosthesis of colon

Through the scope [TTS] technique

Excludes: other non-endoscopic insertion of colonic stent (46.87)



46.87 Other insertion of colonic stent(s)

Includes: that by:

- fluoroscopic guidance only
- rectal guiding tube
- Non-endoscopic insertion

Code also any synchronous diagnostic procedure(s)

Excludes: endoscopic insertion of colonic stent ([46.86](#))

46.9 Other operations on intestines

46.91 Myotomy of sigmoid colon

46.92 Myotomy of other parts of colon

46.93 Revision of anastomosis of small intestine

46.94 Revision of anastomosis of large intestine

46.95 Local perfusion of small intestine

Code also substance perfused ([99.21-99.29](#))

46.96 Local perfusion of large intestine

Code also substance perfused ([99.21-99.29](#))

46.97 Transplant of intestine

Note: To report donor source --see codes [00.91-00.93](#)

46.99 Other

Ileoentectomy

Excludes: diagnostic procedures on intestine ([45.11-45.29](#))

dilation of enterostomy stoma ([96.24](#))

intestinal intubation ([96.08](#))

removal of:

intraluminal foreign body from large intestine without incision
([98.04](#))

intraluminal foreign body from small intestine without
incision ([98.03](#))

tube from large intestine ([97.53](#))

tube from small intestine ([97.52](#))

replacement of:

large intestine tube or enterostomy device ([97.04](#))

small intestine tube or enterostomy device ([97.03](#))

47 Operations on appendix

Includes: appendiceal stump

Code also any application or administration of an adhesion barrier substance

([99.77](#))

47.0 Appendectomy

Excludes: incidental appendectomy, so described

laparoscopic ([47.11](#))

other ([47.19](#))

47.01 Laparoscopic appendectomy

47.09 Other appendectomy

47.1 Incidental appendectomy

47.11 Laparoscopic incidental appendectomy

47.19 Other incidental appendectomy

47.2 Drainage of appendiceal abscess

Excludes: that with appendectomy ([47.0](#))

47.9 Other operations on appendix

47.91 Appendicostomy

47.92 Closure of appendiceal fistula

47.99 Other

Anastomosis of appendix

Excludes: diagnostic procedures on appendix ([45.21-45.29](#))

48 Operations on rectum, rectosigmoid and perirectal tissue

Code also any application or administration of an adhesion barrier substance ([99.77](#))

48.0 Proctotomy

Decompression of imperforate anus
Panas' operation [linear proctotomy]

Excludes: incision of perirectal tissue ([48.81](#))

48.1 Proctostomy

48.2 Diagnostic procedures on rectum, rectosigmoid and perirectal tissue

48.21 Transabdominal proctosigmoidoscopy

Intraoperative proctosigmoidoscopy

Excludes: that with biopsy ([48.24](#))

48.22 Proctosigmoidoscopy through artificial stoma

Excludes: that with biopsy ([48.24](#))

48.23 Rigid proctosigmoidoscopy

Excludes: flexible sigmoidoscopy ([45.24](#))

48.24 Closed [endoscopic] biopsy of rectum

Brushing or washing for specimen collection
Proctosigmoidoscopy with biopsy

48.25 Open biopsy of rectum

48.26 Biopsy of perirectal tissue

48.29 Other diagnostic procedures on rectum, rectosigmoid and perirectal tissue

Excludes: digital examination of rectum ([89.34](#))

lower GI series ([87.64](#))

microscopic examination of specimen from rectum ([90.91-90.99](#))



48.3 Local excision or destruction of lesion or tissue of rectum

- 48.31 Radical electrocoagulation of rectal lesion or tissue
- 48.32 Other electrocoagulation of rectal lesion or tissue
- 48.33 Destruction of rectal lesion or tissue by laser
- 48.34 Destruction of rectal lesion or tissue by cryosurgery
- 48.35 Local excision of rectal lesion or tissue

Excludes: biopsy of rectum (48.24-48.25)
 excision of perirectal tissue (48.82)
 hemorrhoidectomy (49.46)
 [endoscopic] polypectomy of rectum (48.36)
 rectal fistulectomy (48.73)

48.36 [Endoscopic] polypectomy of rectum

48.4 Pull-through resection of rectum

Code also any synchronous anastomosis other than end-to-end
 (45.90, 45.92-45.95)

48.40 Pull-through resection of rectum, not otherwise specified

Pull-through resection NOS

Excludes: abdominoperineal pull-through NOS (48.50)

48.41 Soave submucosal resection of rectum

Endorectal pull-through operation

48.42 Laparoscopic pull-through resection of rectum

48.43 Open pull-through resection of rectum

48.49 Other pull-through resection of rectum

Abdominoperineal pull-through
 Altemeier operation
 Swenson proctectomy

Excludes: Duhamel abdominoperineal pull through (48.65)
 laparoscopic pull-through resection of rectum (48.42)
 open pull-through resection of rectum (48.43)
 pull-through resection of rectum, not otherwise specified
 (48.40)

48.5 Abdominoperineal resection of rectum

Includes: with synchronous colostomy
 Combined abdominoendorectal resection
 Complete proctectomy

Code also any synchronous anastomosis other than end-to-end
 (45.90, 45.92-45.95)

Excludes: Duhamel abdominoperineal pull-through (48.65)
 that as part of pelvic exenteration (68.8)

48.50 Abdominoperineal resection of the rectum, not otherwise specified

48.51 Laparoscopic abdominoperineal resection of the rectum

48.52 Open abdominoperineal resection of the rectum

48.59 Other abdominoperineal resection of the rectum

Excludes: abdominoperineal resection of the rectum, NOS ([48.50](#))
 laparoscopic abdominoperineal resection of the rectum ([48.51](#))
 open abdominoperineal resection of the rectum ([48.52](#))

48.6 Other resection of rectum

Code also any synchronous anastomosis other than end-to-end ([45.90, 45.92-45.95](#))

48.61 Transsacral rectosigmoidectomy

48.62 Anterior resection of rectum with synchronous colostomy

48.63 Other anterior resection of rectum

Excludes: that with synchronous colostomy ([48.62](#))

48.64 Posterior resection of rectum

48.65 Duhamel resection of rectum

Duhamel abdominoperineal pull-through

48.69 Other

Partial proctectomy
 Rectal resection NOS

48.7 Repair of rectum

Excludes: repair of:
 current obstetric laceration ([75.62](#))
 vaginal rectocele ([70.50, 70.52, 70.53, 70.55](#))

48.71 Suture of laceration of rectum

48.72 Closure of proctostomy

48.73 Closure of other rectal fistula

Excludes: fistulectomy:
 perirectal ([48.93](#))
 rectourethral ([58.43](#))
 rectovaginal ([70.73](#))
 rectovesical ([57.83](#))
 rectovesicovaginal ([57.83](#))

48.74 Rectorectostomy

Rectal anastomosis NOS
 Stapled transanal rectal resection (STARR)

48.75 Abdominal proctopexy

Frickman procedure
 Ripstein repair of rectal prolapse

48.76 Other proctopexy

Delorme repair of prolapsed rectum
 Proctosigmoidopexy
 Puborectalis sling operation

Excludes: manual reduction of rectal prolapse ([96.26](#))

48.79 Other repair of rectum

Repair of old obstetric laceration of rectum

Excludes: anastomosis to:

large intestine ([45.94](#))

small intestine ([45.92-45.93](#))

repair of:

current obstetric laceration ([75.62](#))

vaginal rectocele ([70.50, 70.52](#))

48.8 Incision or excision of perirectal tissue or lesion

Includes: pelvirectal tissue

rectovaginal septum

48.81 Incision of perirectal tissue

Incision of rectovaginal septum

48.82 Excision of perirectal tissue

Excludes: perirectal biopsy ([48.26](#))

perirectofistulectomy ([48.93](#))

rectal fistulectomy ([48.73](#))

48.9 Other operations on rectum and perirectal tissue

48.91 Incision of rectal stricture

48.92 Anorectal myectomy

48.93 Repair of perirectal fistula

Excludes: that opening into rectum ([48.73](#))

48.99 Other

Excludes: digital examination of rectum ([89.34](#))

dilation of rectum ([96.22](#))

insertion of rectal tube ([96.09](#))

irrigation of rectum ([96.38-96.39](#))

manual reduction of rectal prolapse ([96.26](#))

proctoclysis ([96.37](#))

rectal massage ([99.93](#))

rectal packing ([96.19](#))

removal of:

impacted feces ([96.38](#))

intraluminal foreign body from rectum without incision

([98.05](#))

rectal packing ([97.59](#))

transanal enema ([96.39](#))

49 Operations on anus

Code also any application or administration of an adhesion barrier substance ([99.77](#))

49.0 Incision or excision of perianal tissue

49.01 Incision of perianal abscess

49.02 Other incision of perianal tissue

Undercutting of perianal tissue

Excludes: anal fistulotomy ([49.11](#))

49.03 Excision of perianal skin tags

49.04 Other excision of perianal tissue

Excludes: anal fistulectomy (49.12)
biopsy of perianal tissue (49.22)

49.1 Incision or excision of anal fistula

Excludes: closure of anal fistula (49.73)

49.11 Anal fistulotomy

49.12 Anal fistulectomy

49.2 Diagnostic procedures on anus and perianal tissue

49.21 Anoscopy

49.22 Biopsy of perianal tissue

49.23 Biopsy of anus

49.29 Other diagnostic procedures on anus and perianal tissue

Excludes: microscopic examination of specimen from anus
(90.91-90.99)

49.3 Local excision or destruction of other lesion or tissue of anus

Anal cryptotomy

Cauterization of lesion of anus

Excludes: biopsy of anus (49.23)
control of (postoperative) hemorrhage of anus (49.95)
hemorrhoidectomy (49.46)

49.31 Endoscopic excision or destruction of lesion or tissue of anus

49.39 Other local excision or destruction of lesion or tissue of anus

Excludes: that by endoscopic approach (49.31)

49.4 Procedures on hemorrhoids

49.41 Reduction of hemorrhoids

49.42 Injection of hemorrhoids

49.43 Cauterization of hemorrhoids

Clamp and cautery of hemorrhoids

49.44 Destruction of hemorrhoids by cryotherapy

49.45 Ligation of hemorrhoids

49.46 Excision of hemorrhoids

Hemorrhoidectomy NOS

49.47 Evacuation of thrombosed hemorrhoids

49.49 Other procedures on hemorrhoids

Lord procedure

49.5 Division of anal sphincter

49.51 Left lateral anal sphincterotomy

49.52 Posterior anal sphincterotomy

49.59 Other anal sphincterotomy

Division of sphincter NOS

49.6 Excision of anus

49.7 Repair of anus

Excludes: repair of current obstetric laceration ([75.62](#))

49.71 Suture of laceration of anus

49.72 Anal cerclage

49.73 Closure of anal fistula

Excludes: excision of anal fistula ([49.12](#))

49.74 Gracilis muscle transplant for anal incontinence

49.75 Implantation or revision of artificial anal sphincter

Removal with subsequent replacement

Replacement during same or subsequent operative episode

49.76 Removal of artificial anal sphincter

Explantation or removal without replacement

Excludes: revision with implantation during same operative episode ([49.75](#))

49.79 Other repair of anal sphincter

Repair of old obstetric laceration of anus

Excludes: anoplasty with synchronous hemorrhoidectomy ([49.46](#))
repair of current obstetric laceration ([75.62](#))

49.9 Other operations on anus

Excludes: dilation of anus (sphincter) ([96.23](#))

49.91 Incision of anal septum

49.92 Insertion of subcutaneous electrical anal stimulator

49.93 Other incision of anus

Removal of:

foreign body from anus with incision

seton from anus

Excludes: anal fistulotomy ([49.11](#))
removal of intraluminal foreign body without incision ([98.05](#))

49.94 Reduction of anal prolapse

Excludes: manual reduction of rectal prolapse ([96.26](#))

49.95 Control of (postoperative) hemorrhage of anus

49.99 Other

50 Operations on liver

Code also any application or administration of an adhesion barrier substance
(99.77)

50.0 Hepatotomy

Incision of abscess of liver
Removal of gallstones from liver
Stromeyer-Little operation

50.1 Diagnostic procedures on liver

50.11 Closed (percutaneous) [needle] biopsy of liver

Diagnostic aspiration of liver

50.12 Open biopsy of liver

Wedge biopsy

50.13 Transjugular liver biopsy

Transvenous liver biopsy

Excludes: closed (percutaneous) [needle] biopsy of liver (50.11)
laparoscopic liver biopsy (50.14)

50.14 Laparoscopic liver biopsy

Excludes: closed (percutaneous) [needle] biopsy of liver (50.11)
open biopsy of liver (50.12)
transjugular liver biopsy (50.13)

50.19 Other diagnostic procedures on liver

Excludes: liver scan and radioisotope function study (92.02)
microscopic examination of specimen from liver (91.01-91.09)
laparoscopic liver biopsy (50.14)
transjugular liver biopsy (50.13)

50.2 Local excision or destruction of liver tissue or lesion

50.21 Marsupialization of lesion of liver

50.22 Partial hepatectomy

Wedge resection of liver

Excludes: biopsy of liver (50.11-50.12)
hepatic lobectomy (50.3)

50.23 Open ablation of liver lesion or tissue

50.24 Percutaneous ablation of liver lesion or tissue

50.25 Laparoscopic ablation of liver lesion or tissue

50.26 Other and unspecified ablation of liver lesion or tissue

50.29 Other destruction of lesion of liver

Cauterization of hepatic lesion
Enucleation of hepatic lesion
Evacuation of hepatic lesion

Excludes: ablation of liver lesion or tissue
laparoscopic (50.25)
open (50.23)
other (50.26)
percutaneous (50.24)
percutaneous aspiration of lesion (50.91)

laser interstitial thermal therapy [LITT] of lesion or tissue of liver under guidance (17.63)

50.3 Lobectomy of liver

Total hepatic lobectomy with partial excision of other lobe

50.4 Total hepatectomy

50.5 Liver transplant

Note: To report donor source --see codes [00.91-00.93](#)

50.51 Auxiliary liver transplant

Auxiliary hepatic transplantation leaving patient's own liver in situ

50.59 Other transplant of liver

50.6 Repair of liver

50.61 Closure of laceration of liver

50.69 Other repair of liver

Hepatopexy

50.9 Other operations on liver

Excludes: lysis of adhesions (54.5)

50.91 Percutaneous aspiration of liver

Excludes: percutaneous biopsy (50.11)

50.92 Extracorporeal hepatic assistance

Liver dialysis

50.93 Localized perfusion of liver

50.94 Other injection of therapeutic substance into liver

50.99 Other

51 Operations on gallbladder and biliary tract

Includes: operations on:

ampulla of Vater
common bile duct
cystic duct
hepatic duct
intrahepatic bile duct
sphincter of Oddi

Code also any application or administration of an adhesion barrier substance
[\(99.77\)](#)

51.0 Cholecystotomy and cholecystostomy

51.01 Percutaneous aspiration of gallbladder

Percutaneous cholecystotomy for drainage

That by: needle or catheter

Excludes: needle biopsy (51.12)

51.02 Trocar cholecystostomy

51.03 Other cholecystostomy

51.04 Other cholecystotomy

Cholelithotomy NOS

144

OR procedure Non OR procedure but affects ThaiDRG

51.1 Diagnostic procedures on biliary tract

Excludes: that for endoscopic procedures classifiable to [51.64](#), [51.84-51.88](#), [52.14](#), [52.21](#), [52.93-52.94](#), [52.97-52.98](#)

51.10 Endoscopic retrograde cholangiopancreatography [ERCP]

Excludes: endoscopic retrograde:
cholangiography [ERC] ([51.11](#))
pancreatography [ERP] ([52.13](#))

51.11 Endoscopic retrograde cholangiography [ERC]

Laparoscopic exploration of common bile duct

Excludes: endoscopic retrograde:
cholangiopancreatography [ERCP] ([51.10](#))
pancreatography [ERP] ([52.13](#))

51.12 Percutaneous biopsy of gallbladder or bile ducts

Needle biopsy of gallbladder

51.13 Open biopsy of gallbladder or bile ducts

51.14 Other closed [endoscopic] biopsy of biliary duct or sphincter of Oddi

Brushing or washing for specimen collection
Closed biopsy of biliary duct or sphincter of Oddi by procedures classifiable to [51.10-51.11](#), [52.13](#)

51.15 Pressure measurement of sphincter of Oddi

Pressure measurement of sphincter by procedures classifiable to [51.10-51.11](#), [52.13](#)

51.19 Other diagnostic procedures on biliary tract

Excludes: biliary tract x-ray ([87.51-87.59](#))
microscopic examination of specimen from biliary tract ([91.01-91.09](#))

51.2 Cholecystectomy

51.21 Other partial cholecystectomy

Revision of prior cholecystectomy

Excludes: that by laparoscope ([51.24](#))

51.22 Cholecystectomy

Excludes: laparoscopic cholecystectomy ([51.23](#))

51.23 Laparoscopic cholecystectomy

That by laser

51.24 Laparoscopic partial cholecystectomy

51.3 Anastomosis of gallbladder or bile duct

Excludes: resection with end-to-end anastomosis ([51.61-51.69](#))

51.31 Anastomosis of gallbladder to hepatic ducts

51.32 Anastomosis of gallbladder to intestine

51.33 Anastomosis of gallbladder to pancreas

51.34 Anastomosis of gallbladder to stomach

51.35 Other gallbladder anastomosis

Gallbladder anastomosis NOS

- 51.36** Choledochoenterostomy
- 51.37** Anastomosis of hepatic duct to gastrointestinal tract
Kasai portoenterostomy
- 51.39** Other bile duct anastomosis
Anastomosis of bile duct NOS
Anastomosis of unspecified bile duct to:
intestine
liver
pancreas
stomach
- 51.4 Incision of bile duct for relief of obstruction**
 - 51.41** Common duct exploration for removal of calculus
Excludes: percutaneous extraction ([51.96](#))
 - 51.42** Common duct exploration for relief of other obstruction
 - 51.43** Insertion of choledochohepatic tube for decompression
Hepatocholedochostomy
 - 51.49** Incision of other bile ducts for relief of obstruction
- 51.5 Other incision of bile duct**
Excludes: that for relief of obstruction ([51.41-51.49](#))
 - 51.51** Exploration of common duct
Incision of common bile duct
 - 51.59** Incision of other bile duct
- 51.6 Local excision or destruction of lesion or tissue of biliary ducts and sphincter of Oddi**
Code also anastomosis other than end-to-end ([51.31.51.36-51.39](#))
Excludes: biopsy of bile duct ([51.12-51.13](#))
 - 51.61** Excision of cystic duct remnant
 - 51.62** Excision of ampulla of Vater (with reimplantation of common duct)
 - 51.63** Other excision of common duct
Choledochectomy
Excludes: fistulectomy ([51.72](#))
 - 51.64** Endoscopic excision or destruction of lesion of biliary ducts or sphincter of Oddi
Excision or destruction of lesion of biliary duct by procedures classifiable to [51.10-51.11](#), [52.13](#)
 - 51.69** Excision of other bile duct
Excision of lesion of bile duct NOS
Excludes: fistulectomy ([51.79](#))
- 51.7 Repair of bile ducts**
 - 51.71** Simple suture of common bile duct

51.72 Choledochoplasty
Repair of fistula of common bile duct

51.79 Repair of other bile ducts
Closure of artificial opening of bile duct NOS
Suture of bile duct NOS

Excludes: operative removal of prosthetic device (51.95)

51.8 Other operations on biliary ducts and sphincter of Oddi

51.81 Dilatation of sphincter of Oddi
Dilatation of ampulla of Vater

Excludes: that by endoscopic approach (51.84)

51.82 Pancreatic sphincterotomy
Incision of pancreatic sphincter
Transduodenal ampullary sphincterotomy

Excludes: that by endoscopic approach (51.85)

51.83 Pancreatic sphincteroplasty

51.84 Endoscopic dilatation of ampulla and biliary duct
Dilatation of ampulla and biliary duct by procedures classifiable to
[51.10-51.11](#), [52.13](#)

51.85 Endoscopic sphincterotomy and papillotomy
Sphincterotomy and papillotomy by procedures classifiable to
[51.10-51.11](#), [52.13](#)

51.86 Endoscopic insertion of nasobiliary drainage tube
Insertion of nasobiliary tube by procedures classifiable to
[51.10-51.11](#), [52.13](#)

51.87 Endoscopic insertion of stent (tube) into bile duct
Endoprosthesis of bile duct
Insertion of stent into bile duct by procedures classifiable to
[51.10-51.11](#), [52.13](#)

Excludes: nasobiliary drainage tube (51.86)
replacement of stent (tube) (97.05)

51.88 Endoscopic removal of stone(s) from biliary tract
Laparoscopic removal of stone(s) from biliary tract
Removal of biliary tract stone(s) by procedures classifiable to
[51.10-51.11](#), [52.13](#)

Excludes: percutaneous extraction of common duct stones (51.96)

51.89 Other operations on sphincter of Oddi

51.9 Other operations on biliary tract

51.91 Repair of laceration of gallbladder

51.92 Closure of cholecystostomy

51.93 Closure of other biliary fistula
Cholecystogastroenteric fistulectomy

51.94 Revision of anastomosis of biliary tract

51.95 Removal of prosthetic device from bile duct

Excludes: nonoperative removal (97.55)

51.96 Percutaneous extraction of common duct stones

51.98 Other percutaneous procedures on biliary tract

Percutaneous biliary endoscopy via existing T-tube or other tract for:
 dilation of biliary duct stricture
 removal of stone(s) except common duct stone
 exploration (postoperative)
 Percutaneous transhepatic biliary drainage

Excludes: [percutaneous aspiration of gallbladder \(51.01\)](#)
[percutaneous biopsy and/or collection of specimen by brushing or washing \(51.12\)](#)
[percutaneous removal of common duct stone\(s\) \(51.96\)](#)

51.99 Other

Insertion or replacement of biliary tract prosthesis

Excludes: [biopsy of gallbladder \(51.12-51.13\)](#)
[irrigation of cholecystostomy and other biliary tube \(96.41\)](#)
[lysis of peritoneal adhesions \(54.5\)](#)
 nonoperative removal of:
[cholecystostomy tube \(97.54\)](#)
[tube from biliary tract or liver \(97.55\)](#)

52 Operations on pancreas

Includes: operations on pancreatic duct

Code also any application or administration of an adhesion barrier substance
[\(99.77\)](#)

52.0 Pancreatotomy

52.01 Drainage of pancreatic cyst by catheter

52.09 Other pancreatotomy

Pancreatolithotomy

Excludes: [drainage by anastomosis \(52.4, 52.96\)](#)
[incision of pancreatic sphincter \(51.82\)](#)
[marsupialization of cyst \(52.3\)](#)

52.1 Diagnostic procedures on pancreas

52.11 Closed [aspiration] [needle] [percutaneous] biopsy of pancreas

52.12 Open biopsy of pancreas

52.13 Endoscopic retrograde pancreatography [ERP]

Excludes: *endoscopic retrograde:*
[cholangiography \[ERC\] \(51.11\)](#)
[cholangiopancreatography \[ERCP\] \(51.10\)](#)
 that for procedures classifiable to [51.14-51.15, 51.64,](#)
[51.84-51.88, 52.14, 52.21, 52.92-52.94, 52.97-52.98](#)

52.14 Closed [endoscopic] biopsy of pancreatic duct

Closed biopsy of pancreatic duct by procedures classifiable to
[51.10-51.11, 52.13](#)

52.19 Other diagnostic procedures on pancreas

Excludes: contrast pancreatogram (87.66)
 endoscopic retrograde pancreatography [ERP] (52.13)
 microscopic examination of specimen from pancreas
 (91.01-91.09)

52.2 Local excision or destruction of pancreas and pancreatic duct

Excludes: biopsy of pancreas (52.11-52.12, 52.14)
 pancreatic fistulectomy (52.95)

52.21 Endoscopic excision or destruction of lesion or tissue of pancreatic duct

Excision or destruction of lesion or tissue of pancreatic duct by procedures classifiable to [51.10-51.11](#), [52.13](#)

52.22 Other excision or destruction of lesion or tissue of pancreas or pancreatic duct

52.3 Marsupialization of pancreatic cyst

Excludes: drainage of cyst by catheter (52.01)

52.4 Internal drainage of pancreatic cyst

Pancreaticocystoduodenostomy
 Pancreaticocystogastrostomy
 Pancreaticocystojejunostomy

52.5 Partial pancreatectomy

Excludes: pancreatic fistulectomy (52.95)

52.51 Proximal pancreatectomy

Excision of head of pancreas (with part of body)
 Proximal pancreatectomy with synchronous duodenectomy

52.52 Distal pancreatectomy

Excision of tail of pancreas (with part of body)

52.53 Radical subtotal pancreatectomy

52.59 Other partial pancreatectomy

52.6 Total pancreatectomy

Pancreatectomy with synchronous duodenectomy

52.7 Radical pancreaticoduodenectomy

One-stage pancreaticoduodenal resection with choledochojejunal anastomosis, pancreaticojejunal anastomosis, and gastrojejunostomy
 Two-stage pancreaticoduodenal resection (first stage) (second stage)
 Radical resection of the pancreas
 Whipple procedure

Excludes: radical subtotal pancreatectomy (52.53)

52.8 Transplant of pancreas

Note: To report donor source --see codes [00.91-00.93](#)

52.80 Pancreatic transplant, not otherwise specified

52.81 Reimplantation of pancreatic tissue

- 52.82** Homotransplant of pancreas
- 52.83** Heterotransplant of pancreas
- 52.84** Autotransplantation of cells of Islets of Langerhans
Homotransplantation of islet cells of pancreas
- 52.85** Allotransplantation of cells of Islets of Langerhans
Heterotransplantation of islet cells of pancreas
- 52.86** Transplantation of cells of Islets of Langerhans, not otherwise specified

52.9 Other operations on pancreas

- 52.92** Cannulation of pancreatic duct
Excludes: that by endoscopic approach (52.93)
- 52.93** Endoscopic insertion of stent (tube) into pancreatic duct
Insertion of cannula or stent into pancreatic duct by procedures classifiable to [51.10-51.11](#), [52.13](#)
Excludes: endoscopic insertion of nasopancreatic drainage tube (52.97) replacement of stent (tube) (97.05)
- 52.94** Endoscopic removal of stone(s) from pancreatic duct
Removal of stone(s) from pancreatic duct by procedures classifiable to [51.10-51.11](#), [52.13](#)
- 52.95** Other repair of pancreas
Fistulectomy of pancreas
Simple suture of pancreas
- 52.96** Anastomosis of pancreas
Anastomosis of pancreas (duct) to:
intestine
jejunum
stomach
*Excludes: anastomosis to:
bile duct (51.39)
gallbladder (51.33)*
- 52.97** Endoscopic insertion of nasopancreatic drainage tube
Insertion of nasopancreatic drainage tube by procedures classifiable to [51.10-51.11](#), [52.13](#)
Excludes: drainage of pancreatic cyst by catheter (52.01) replacement of stent (tube) (97.05)
- 52.98** Endoscopic dilation of pancreatic duct
Dilation of Wirsung's duct by procedures classifiable to [51.10-51.11](#), [52.13](#)
- 52.99** Other
Dilation of pancreatic [Wirsung's] duct by open approach
Repair of pancreatic [Wirsung's] duct by open approach
Excludes: irrigation of pancreatic tube (96.42) removal of pancreatic tub (97.56)

53 Repair of hernia

Includes: hernioplasty
herniorrhaphy

Code also any application or administration of an adhesion barrier substance
(99.77)

Excludes: manual reduction of hernia (96.27)

53.0 Other unilateral repair of inguinal hernia

Excludes: laparoscopic unilateral repair of inguinal hernia (17.11-17.13)

53.00 Unilateral repair of inguinal hernia, not otherwise specified
Inguinal herniorrhaphy NOS

53.01 Other and open repair of direct inguinal hernia
Direct and indirect inguinal hernia

53.02 Other and open repair of indirect inguinal hernia

53.03 Other and open repair of direct inguinal hernia with graft or prosthesis

53.04 Other and open repair of indirect inguinal hernia with graft or prosthesis

53.05 Repair of inguinal hernia with graft or prosthesis, not otherwise specified

53.1 Other bilateral repair of inguinal hernia

Excludes: laparoscopic bilateral repair of inguinal hernia (17.21-17.24)

53.10 Bilateral repair of inguinal hernia, not otherwise specified

53.11 Other and open bilateral repair of direct inguinal hernia

53.12 Other and open bilateral repair of indirect inguinal hernia

53.13 Other and open bilateral repair of inguinal hernia, one direct and one indirect

53.14 Other and open bilateral repair of direct inguinal hernia with graft or prosthesis

53.15 Other and open bilateral repair of indirect inguinal hernia with graft or prosthesis

53.16 Other and open bilateral repair of inguinal hernia, one direct and one indirect, with graft or prosthesis

53.17 Bilateral inguinal hernia repair with graft or prosthesis, not otherwise specified

53.2 Unilateral repair of femoral hernia

53.21 Unilateral repair of femoral hernia with graft or prosthesis

53.29 Other unilateral femoral herniorrhaphy

53.3 Bilateral repair of femoral hernia

53.31 Bilateral repair of femoral hernia with graft or prosthesis

53.39 Other bilateral femoral herniorrhaphy

53.4 Repair of umbilical hernia

Excludes: repair of gastroschisis (54.71)

53.41 Other and open repair of umbilical hernia with graft or prosthesis

53.42 Laparoscopic repair of umbilical hernia with graft or prosthesis

53.43 Other laparoscopic umbilical herniorrhaphy

53.49 Other open umbilical herniorrhaphy

*Excludes: other laparoscopic umbilical herniorrhaphy (53.43)
repair of umbilical hernia with graft or prosthesis
(53.41, 53.42)*

53.5 Repair of other hernia of anterior abdominal wall (without graft or prosthesis)

53.51 Incisional hernia repair

53.59 Repair of other hernia of anterior abdominal wall

Repair of hernia:
epigastric
hypogastric
spigelian
ventral

That by laparoscopic approach

53.6 Repair of other hernia of an

terior abdominal wall with graft or prosthesis

53.61 Other open incisional hernia repair with graft or prosthesis

53.62 Laparoscopic incisional hernia repair with graft or prosthesis

53.63 Other laparoscopic repair of other hernia of anterior abdominal wall with graft or prosthesis

53.69 Other and open repair of other hernia of anterior abdominal wall with graft or prosthesis

Excludes: other laparoscopic repair of other hernia of anterior abdominal wall with graft or prosthesis (53.63)

53.7 Repair of diaphragmatic hernia, abdominal approach

53.71 Laparoscopic repair of diaphragmatic hernia, abdominal approach

53.72 Other and open repair of diaphragmatic hernia, abdominal approach

53.75 Repair of diaphragmatic hernia, abdominal approach, not otherwise specified

*Excludes: laparoscopic repair of diaphragmatic hernia (53.71)
other and open repair of diaphragmatic hernia (53.72)*

53.8 Repair of diaphragmatic hernia, thoracic approach

53.80 Repair of diaphragmatic hernia with thoracic approach, not otherwise specified

Thoracoabdominal repair of diaphragmatic hernia

53.81 Plication of the diaphragm

53.82 Repair of parasternal hernia

53.83 Laparoscopic repair of diaphragmatic hernia, with thoracic approach

53.84 Other and open repair of diaphragmatic hernia, with thoracic approach

Excludes: repair of diaphragmatic hernia with thoracic approach, NOS ([53.80](#))

53.9 Other hernia repair

Repair of hernia:
ischiatric
ischiorectal
lumbar
obturator
omental
retroperitoneal
sciatic

Excludes: relief of strangulated hernia with exteriorization of intestine ([46.01](#), [46.03](#))
repair of pericostostomy hernia ([46.42](#))
repair of vaginal enterocele ([70.92](#))

54 Other operations on abdominal region

Includes: operations on:
epigastric region
flank
groin region
hypochondrium
inguinal region
loin region
pelvic cavity
mesentery
omentum
peritoneum
retroperitoneal tissue space

Code also any application or administration of an adhesion barrier substance ([99.77](#))

Excludes: hernia repair ([53.00-53.9](#))
obliteration of cul-de-sac ([70.92](#))
retroperitoneal tissue dissection ([59.00-59.09](#))
skin and subcutaneous tissue of abdominal wall ([86.01-86.99](#))

54.0 Incision of abdominal wall

Drainage of:
abdominal wall
extraperitoneal abscess
retroperitoneal abscess

Excludes: incision of peritoneum ([54.95](#))
laparotomy ([54.11-54.19](#))

54.1 Laparotomy

54.11 Exploratory laparotomy

Excludes: exploration incidental to intra abdominal surgery --omit code

54.12 Reopening of recent laparotomy site

Reopening of recent laparotomy site for:
control of hemorrhage
exploration
incision of hematoma

54.19 Other laparotomy

Drainage of intraperitoneal abscess or hematoma

Excludes: [culdocentesis \(70.0\)](#)
[drainage of appendiceal abscess \(47.2\)](#)
exploration incidental to intra abdominal surgery --omit code
[Ladd operation \(54.95\)](#)
[percutaneous drainage of abdomen \(54.91\)](#)
[removal of foreign body \(54.92\)](#)

54.2 Diagnostic procedures of abdominal region

54.21 Laparoscopy

Peritoneoscopy

Excludes: [laparoscopic cholecystectomy \(51.23\)](#)
that incidental to destruction of fallopian tubes (66.21-66.29)

54.22 Biopsy of abdominal wall or umbilicus

54.23 Biopsy of peritoneum

Biopsy of:
mesentery
omentum
peritoneal implant

Excludes: *closed biopsy of:*
[omentum \(54.24\)](#)
[peritoneum \(54.24\)](#)

54.24 Closed [percutaneous] [needle] biopsy of intra-abdominal mass

Closed biopsy of:
omentum
peritoneal implant
peritoneum

Excludes: *that of:*
[fallopian tube \(66.11\)](#)
[ovary \(65.11\)](#)
[uterine ligaments \(68.15\)](#)
[uterus \(68.16\)](#)

54.25 Peritoneal lavage

Diagnostic peritoneal lavage

Excludes: [peritoneal dialysis \(54.98\)](#)

54.29 Other diagnostic procedures on abdominal region

Excludes: abdominal lymphangiogram (88.04)
 abdominal x-ray NEC (88.19)
 angiocardiology of venae cava (88.51)
 C.A.T. scan of abdomen (88.01)
 contrast x-ray of abdominal cavity (88.11-88.15)
 intra-abdominal arteriography NEC (88.47)
 microscopic examination of peritoneal and retroperitoneal specimen (91.11-91.19)
 phlebography of:
 intra-abdominal vessels NEC (88.65)
 portal venous system (88.64)
 sinogram of abdominal wall (88.03)
 soft tissue x-ray of abdominal wall NEC (88.09)
 tomography of abdomen NE (88.02)
 ultrasonography of abdomen and retroperitoneum (88.76)

54.3 Excision or destruction of lesion or tissue of abdominal wall or umbilicus

Debridement of abdominal wall
 Omphalectomy

Excludes: biopsy of abdominal wall or umbilicus (54.22)
 size reduction operation (86.83)
 that of skin of abdominal wall (86.22, 86.26, 86.3)

54.4 Excision or destruction of peritoneal tissue

Excision of:
 appendices epiploicae
 falciform ligament
 gastrocolic ligament
 lesion of:
 mesentery
 omentum
 peritoneum
 presacral lesion NOS
 retroperitoneal lesion NOS

Excludes: biopsy of peritoneum (54.23)
 endometrectomy of cul-de-sac (70.32)

54.5 Lysis of peritoneal adhesions

Freeing of adhesions of:
 biliary tract
 intestines
 liver
 pelvic peritoneum
 peritoneum
 spleen
 uterus



Excludes: lysis of adhesions of:
 bladder [\(59.11\)](#)
 fallopian tube and ovary
 laparoscopic [\(65.81\)](#)
 other [\(65.89\)](#)
 kidney [\(59.02\)](#)
 ureter [\(59.02\)](#)

54.51 Laparoscopic lysis of peritoneal adhesions

54.59 Other lysis of peritoneal adhesions

54.6 Suture of abdominal wall and peritoneum

54.61 Reclosure of postoperative disruption of abdominal wall

54.62 Delayed closure of granulating abdominal wound
 Tertiary subcutaneous wound closure

54.63 Other suture of abdominal wall
 Suture of laceration of abdominal wall

Excludes: closure of operative wound --omit code

54.64 Suture of peritoneum
 Secondary suture of peritoneum

Excludes: closure of operative wound --omit code

54.7 Other repair of abdominal wall and peritoneum

54.71 Repair of gastroschisis

54.72 Other repair of abdominal wall

54.73 Other repair of peritoneum
 Suture of gastrocolic ligament

54.74 Other repair of omentum
 Epiplorrhaphy
 Graft of omentum
 Omentopexy
 Reduction of torsion of omentum

Excludes: cardio-omentopexy [\(36.39\)](#)

54.75 Other repair of mesentery
 Mesenteric plication
 Mesenteropexy

54.9 Other operations of abdominal region

Excludes: removal of ectopic pregnancy [\(74.3\)](#)

54.91 Percutaneous abdominal drainage
 Paracentesis

Excludes: creation of cutaneoperitoneal fistula [\(54.93\)](#)

54.92 Removal of foreign body from peritoneal cavity

54.93 Creation of cutaneoperitoneal fistula

54.94 Creation of peritoneovascular shunt
 Peritoneovenous shunt

54.95 Incision of peritoneum

Exploration of ventriculoperitoneal shunt at peritoneal site
Ladd operation
Revision of distal catheter of ventricular shunt
Revision of ventriculoperitoneal shunt at peritoneal site

Excludes: that incidental to laparotomy ([54.11-54.19](#))

54.96 Injection of air into peritoneal cavity

Pneumoperitoneum

Excludes: that for:
collapse of lung ([33.33](#))
radiography ([88.12-88.13, 88.15](#))

54.97 Injection of locally-acting therapeutic substance into peritoneal cavity

Excludes: peritoneal dialysis ([54.98](#))

54.98 Peritoneal dialysis

Excludes: peritoneal lavage (diagnostic) ([54.25](#))

54.99 Other

Excludes: removal of:
abdominal wall suture ([97.83](#))
peritoneal drainage device ([97.82](#))
retroperitoneal drainage device ([97.81](#))

10. OPERATIONS ON THE URINARY SYSTEM (55-59)

55 Operations on kidney

Includes: operations on renal pelvis

Code also any application or administration of an adhesion barrier substance
(99.77)

Excludes: perirenal tissue (59.00-59.09, 59.21-59.29, 59.91-59.92)

55.0 Nephrotomy and nephrostomy

Excludes: drainage by:

anastomosis (55.86)

aspiration (55.92)

incision of kidney pelvis (55.11-55.12)

55.01 Nephrotomy

Evacuation of renal cyst

Exploration of kidney

Nephrolithotomy

55.02 Nephrostomy**55.03 Percutaneous nephrostomy without fragmentation**

Nephrostolithotomy, percutaneous (nephroscopic)

Percutaneous removal of kidney stone(s) by:

basket extraction

forceps extraction (nephroscopic)

Pyelostolithotomy, percutaneous (nephroscopic)

With placement of catheter down ureter

Excludes: percutaneous removal by fragmentation (55.04)

repeat nephroscopic removal during current episode (55.92)

55.04 Percutaneous nephrostomy with fragmentation

Percutaneous nephrostomy with disruption of kidney stone by
ultrasonic energy and extraction (suction) through endoscope

With placement of catheter down ureter

With fluoroscopic guidance

Excludes: repeat fragmentation during current episode (59.95)

55.1 Pyelotomy and pyelostomy

Excludes: drainage by anastomosis (55.86)

percutaneous pyelostolithotomy (55.03)

removal of calculus without incision (56.0)

55.11 Pyelotomy

Exploration of renal pelvis

Pyelolithotomy

55.12 Pyelostomy

Insertion of drainage tube into renal pelvis

55.2 Diagnostic procedures on kidney**55.21 Nephroscopy****55.22 Pyeloscopy**

New code



Revised code



4th digit required

55.23 **Closed [percutaneous] [needle] biopsy of kidney**
Endoscopic biopsy via existing nephrostomy, nephrotomy, pyelostomy, or pyelotomy

55.24 **Open biopsy of kidney**

55.29 **Other diagnostic procedures on kidney**

Excludes: microscopic examination of specimen from kidney
[\(91.21-91.29\)](#)

pyelogram:

intravenous [\(87.73\)](#)

percutaneous [\(87.75\)](#)

retrograde [\(87.74\)](#)

radioisotope scan [\(92.03\)](#)

renal arteriography [\(88.45\)](#)

tomography:

C.A.T. scan [\(87.71\)](#)

other [\(87.72\)](#)

55.3 Local excision or destruction of lesion or tissue of kidney

55.31 **Marsupialization of kidney lesion**

55.32 **Open ablation of renal lesion or tissue**

55.33 **Percutaneous ablation of renal lesion or tissue**

55.34 **Laparoscopic ablation of renal lesion or tissue**

55.35 **Other and unspecified ablation of renal lesion or tissue**

55.39 **Other local destruction or excision of renal lesion or tissue**

Obliteration of calyceal diverticulum

Excludes: ablation of renal lesion or tissue:

laparoscopic [\(55.34\)](#)

open [\(55.32\)](#)

other [\(55.35\)](#)

percutaneous [\(55.33\)](#)

biopsy of kidney [\(55.23-55.24\)](#)

partial nephrectomy [\(55.4\)](#)

percutaneous aspiration of kidney [\(55.92\)](#)

wedge resection of kidney [\(55.4\)](#)

55.4 Partial nephrectomy

Calycectomy

Wedge resection of kidney

Code also any synchronous resection of ureter [\(56.40-56.42\)](#)

55.5 Complete nephrectomy

Code also any synchronous excision of:

adrenal gland [\(07.21-07.3\)](#)

bladder segment [\(57.6\)](#)

lymph nodes [\(40.3, 40.52-40.59\)](#)

55.51 **Nephroureterectomy**

Nephroureterectomy with bladder cuff

Total nephrectomy (unilateral)

Excludes: removal of transplanted kidney [\(55.53\)](#)



55.52 Nephrectomy of remaining kidney

Removal of solitary kidney

Excludes: removal of transplanted kidney (55.53)

55.53 Removal of transplanted or rejected kidney

55.54 Bilateral nephrectomy

Excludes: complete nephrectomy NOS (55.51)

55.6 Transplant of kidney

Note: To report donor source --see codes [00.91-00.93](#)

55.61 Renal autotransplantation

55.69 Other kidney transplantation

55.7 Nephropexy

Fixation or suspension of movable [floating] kidney

55.8 Other repair of kidney

55.81 Suture of laceration of kidney

55.82 Closure of nephrostomy and pyelostomy

55.83 Closure of other fistula of kidney

55.84 Reduction of torsion of renal pedicle

55.85 Symphysiotomy for horseshoe kidney

55.86 Anastomosis of kidney

Nephropyloureterostomy

Pyeloureterovesical anastomosis

Ureterocalyceal anastomosis

Excludes: nephrocystanastomosis NOS (56.73)

55.87 Correction of ureteropelvic junction

55.89 Other

55.9 Other operations on kidney

Excludes: lysis of perirenal adhesions (59.02)

55.91 Decapsulation of kidney

Capsulectomy of kidney

Decortication of kidney

55.92 Percutaneous aspiration of kidney (pelvis)

Aspiration of renal cyst

Renipuncture

Excludes: percutaneous biopsy of kidney (55.23)

55.93 Replacement of nephrostomy tube

55.94 Replacement of pyelostomy tube

55.95 Local perfusion of kidney

55.96 Other injection of therapeutic substance into kidney

Injection into renal cyst

55.97 Implantation or replacement of mechanical kidney

55.98 Removal of mechanical kidney

55.99 Other

Excludes: removal of pyelostomy or nephrostomy tube ([97.61](#))

56 Operations on ureter

Code also any application or administration of an adhesion barrier substance ([99.77](#))

56.0 Transurethral removal of obstruction from ureter and renal pelvis

Removal of:

- blood clot from ureter or renal pelvis without incision
- calculus from ureter or renal pelvis without incision
- foreign body from ureter or renal pelvis without incision

Excludes: manipulation without removal of obstruction ([59.8](#)) that by incision ([55.11](#), [56.2](#))
transurethral insertion of ureteral stent for passage of calculus ([59.8](#))

56.1 Ureteral meatotomy

56.2 Ureterotomy

- Incision of ureter for:
 - drainage
 - exploration
 - removal of calculus

Excludes: cutting of ureterovesical orifice ([56.1](#))
removal of calculus without incision ([56.0](#))
transurethral insertion of ureteral stent for passage of calculus ([59.8](#))
urinary diversion ([56.51-56.79](#))

56.3 Diagnostic procedures on ureter

56.31 Ureteroscopy

56.32 Closed percutaneous biopsy of ureter

Excludes: endoscopic biopsy of ureter ([56.33](#))

56.33 Closed endoscopic biopsy of ureter

- Cystourethroscopy with ureteral biopsy
- Transurethral biopsy of ureter
- Ureteral endoscopy with biopsy through ureterotomy
- Ureteroscopy with biopsy

Excludes: percutaneous biopsy of ureter ([56.32](#))

56.34 Open biopsy of ureter

56.35 Endoscopy (cystoscopy) (looposcopy) of ileal conduit

56.39 Other diagnostic procedures on ureter

Excludes: microscopic examination of specimen from ureter ([91.21-91.29](#))

56.4 Ureterectomy

Code also anastomosis other than end-to-end ([56.51-56.79](#))

Excludes: fistulectomy ([56.84](#))
nephroureterectomy ([55.51-55.54](#))

56.40 Ureterectomy, not otherwise specified

56.41 Partial ureterectomy

Excision of lesion of ureter
Shortening of ureter with reimplantation

Excludes: biopsy of ureter ([56.32-56.34](#))

56.42 Total ureterectomy

56.5 Cutaneous uretero-ileostomy

56.51 Formation of cutaneous uretero-ileostomy

Construction of ileal conduit
External ureteral ileostomy
Formation of open ileal bladder
Ileal loop operation
Ileoureterostomy (Bricker's) (ileal bladder)
Transplantation of ureter into ileum with external diversion

Excludes: closed ileal bladder ([57.87](#))
replacement of ureteral defect by ileal segment ([56.89](#))

56.52 Revision of cutaneous uretero-ileostomy

56.6 Other external urinary diversion

56.61 Formation of other cutaneous ureterostomy

Anastomosis of ureter to skin
Ureterostomy NOS

56.62 Revision of other cutaneous ureterostomy

Revision of ureterostomy stoma

Excludes: nonoperative removal of ureterostomy tube ([97.62](#))

56.7 Other anastomosis or bypass of ureter

Excludes: ureteropyelostomy ([55.86](#))

56.71 Urinary diversion to intestine

Anastomosis of ureter to intestine
Internal urinary diversion NOS

Code also any synchronous colostomy ([46.10-46.13](#))

Excludes: external ureteral ileostomy ([56.51](#))

56.72 Revision of ureterointestinal anastomosis

Excludes: revision of external ureteral ileostomy ([56.52](#))

56.73 Nephrocystanastomosis, not otherwise specified

56.74 Ureteroneocystostomy

Replacement of ureter with bladder flap
Ureterovesical anastomosis

56.75 Transureteroureterostomy

Excludes: ureteroureterostomy associated with partial resection ([56.41](#))

56.79 Other



56.8 Repair of ureter

56.81 Lysis of intraluminal adhesions of ureter

Excludes: lysis of periureteral adhesions ([59.02-59.03](#))
ureterolysis ([59.02-59.03](#))

56.82 Suture of laceration of ureter

56.83 Closure of ureterostomy

56.84 Closure of other fistula of ureter

56.85 Ureteropexy

56.86 Removal of ligature from ureter

56.89 Other repair of ureter

Graft of ureter

Replacement of ureter with ileal segment implanted into bladder

Ureteroplication

56.9 Other operations on ureter

56.91 Dilation of ureteral meatus

56.92 Implantation of electronic ureteral stimulator

56.93 Replacement of electronic ureteral stimulator

56.94 Removal of electronic ureteral stimulator

Excludes: that with synchronous replacement ([56.93](#))

56.95 Ligation of ureter

56.99 Other

Excludes: removal of ureterostomy tube an ureteral catheter ([97.62](#))
ureteral catheterization ([59.8](#))

57 Operations on urinary bladder

Code also any application or administration of an adhesion barrier substance ([99.77](#))

Excludes: perivesical tissue ([59.11-59.29](#), [59.91-59.92](#))
ureterovesical orifice ([56.0-56.99](#))

57.0 Transurethral clearance of bladder

Drainage of bladder without incision

Removal of:

blood clots from bladder without incision

calculus from bladder without incision

foreign body from bladder without incision

Excludes: that by incision ([57.19](#))

57.1 Cystotomy and cystostomy

Excludes: cystotomy and cystostomy as operative approach --omit code

57.11 Percutaneous aspiration of bladder

57.12 Lysis of intraluminal adhesions with incision into bladder

Excludes: transurethral lysis of intraluminal adhesions ([57.41](#))

57.17 Percutaneous cystostomy
 Closed cystostomy
 Percutaneous suprapubic cystostomy
Excludes: removal of cystostomy tube ([97.63](#))
 replacement of cystostomy tube ([59.94](#))

57.18 Other suprapubic cystostomy
Excludes: percutaneous cystostomy ([57.17](#))
 removal of cystostomy tub ([97.63](#))
 replacement of cystostomy tube ([59.94](#))

57.19 Other cystotomy
 Cystolithotomy
Excludes: percutaneous cystostomy ([57.17](#))
 suprapubic cystostomy ([57.18](#))

57.2 Vesicostomy

Excludes: percutaneous cystostomy ([57.17](#))
 suprapubic cystostomy ([57.18](#))

57.21 Vesicostomy
 Creation of permanent opening from bladder to skin using a bladder flap

57.22 Revision or closure of vesicostomy
Excludes: closure of cystostomy ([57.82](#))

57.3 Diagnostic procedures on bladder

57.31 Cystoscopy through artificial stoma

57.32 Other cystoscopy
 Transurethral cystoscopy
Excludes: cystourethroscopy with ureteral biopsy ([56.33](#))
 retrograde pyelogram ([87.74](#))
 that for control of hemorrhage (postoperative):
 bladder ([57.93](#))
 prostate ([60.94](#))

57.33 Closed [transurethral] biopsy of bladder

57.34 Open biopsy of bladder

57.39 Other diagnostic procedures on bladder
Excludes: cystogram NEC ([87.77](#))
 microscopic examination of specimen from bladder
 ([91.31-91.39](#))
 retrograde cystourethrogram ([87.76](#))
 therapeutic distention of bladder ([96.25](#))

57.4 Transurethral excision or destruction of bladder tissue

57.41 Transurethral lysis of intraluminal adhesions

57.49 Other transurethral excision or destruction of lesion or tissue of bladder
 Endoscopic resection of bladder lesion
Excludes: transurethral biopsy of bladder ([57.33](#))
 transurethral fistulectomy ([57.83-57.84](#))

57.5 Other excision or destruction of bladder tissue

Excludes: that with transurethral approach ([57.41-57.49](#))

57.51 Excision of urachus

Excision of urachal sinus of bladder

Excludes: excision of urachal cyst of abdominal wall ([54.3](#))

57.59 Open excision or destruction of other lesion or tissue of bladder

Endometrectomy of bladder

Suprapubic excision of bladder lesion

Excludes: biopsy of bladder ([57.33-57.34](#))
fistulectomy of bladder ([57.83-57.84](#))

57.6 Partial cystectomy

Excision of bladder dome

Trigonectomy

Wedge resection of bladder

57.7 Total cystectomy

Includes: total cystectomy with urethrectomy

57.71 Radical cystectomy

Pelvic exenteration in male

Removal of bladder, prostate, seminal vesicles, and fat

Removal of bladder, urethra, and fat in a female

Code also any:

lymph node dissection ([40.3](#), [40.5](#))

urinary diversion ([56.51-56.79](#))

Excludes: that as part of pelvic exenteration in female ([68.8](#))

57.79 Other total cystectomy

57.8 Other repair of urinary bladder

Excludes: repair of:

current obstetric laceration ([75.61](#))

cystocele ([70.50-70.51](#))

that for stress incontinence ([59.3-59.79](#))

57.81 Suture of laceration of bladder

57.82 Closure of cystostomy

57.83 Repair of fistula involving bladder and intestine

Rectovesicovaginal fistulectomy

Vesicosigmoidovaginal fistulectomy

57.84 Repair of other fistula of bladder

Cervicovesical fistulectomy

Urethroperineovesical fistulectomy

Uterovesical fistulectomy

Vagino-vesical fistulectomy

Excludes: vesicoureterovagina fistulectomy ([56.84](#))

57.85 Cystourethroplasty and plastic repair of bladder neck

Plication of sphincter of urinary bladder

V-Y plasty of bladder neck

57.86 Repair of bladder exstrophy



New code



Revised code



4th digit required

57.87 Reconstruction of urinary bladder
 Anastomosis of bladder with isolated segment of ileum
 Augmentation of bladder
 Replacement of bladder with ileum or sigmoid [closed ileal bladder]
 Code also resection of intestine ([45.50-45.52](#))

57.88 Other anastomosis of bladder
 Anastomosis of bladder to intestine NOS
 Cystocolic anastomosis
Excludes: formation of closed ilea bladder ([57.87](#))

57.89 Other repair of bladder
 Bladder suspension, not elsewhere classified
 Cystopexy NOS
 Repair of old obstetric laceration of bladder
Excludes: repair of current obstetric laceration ([75.61](#))

57.9 Other operations on bladder

57.91 Sphincterotomy of bladder
 Division of bladder neck

57.92 Dilation of bladder neck

57.93 Control of (postoperative) hemorrhage of bladder

57.94 Insertion of indwelling urinary catheter

57.95 Replacement of indwelling urinary catheter

57.96 Implantation of electronic bladder stimulator

57.97 Replacement of electronic bladder stimulator

57.98 Removal of electronic bladder stimulator
Excludes: that with synchronou replacement ([57.97](#))

57.99 Other
Excludes: irrigation of:
 cystostomy ([96.47](#))
 other indwelling urinary catheter ([96.48](#))
 lysis of external adhesions ([59.11](#))
 removal of:
 cystostomy tube ([97.63](#))
 other urinary drainage devic ([97.64](#))
 therapeutic distention of bladder ([96.25](#))

58 Operations on urethra

Includes: operations on:
 bulbourethral gland [Cowper's gland]
 periurethral tissue

Code also any application or administration of an adhesion barrier substance
[\(99.77\)](#)

58.0 Urethrotomy

- Excision of urethral septum
- Formation of urethrovaginal fistula
- Perineal urethrostomy
- Removal of calculus from urethra by incision

Excludes: drainage of bulbourethral gland or periurethral tissue ([58.91](#))
 internal urethral meatotomy ([58.5](#))
 removal of urethral calculus without incision ([58.6](#))

58.1 Urethral meatotomy

Excludes: internal urethral meatotomy ([58.5](#))

58.2 Diagnostic procedures on urethra

58.21 Perineal urethroscopy

58.22 Other urethroscopy

58.23 Biopsy of urethra

58.24 Biopsy of periurethral tissue

58.29 Other diagnostic procedures on urethra and periurethral tissue

Excludes: microscopic examination of specimen from urethra ([91.31-91.39](#))
 retrograde cystourethrogram ([87.76](#))
 urethral pressure profil ([89.25](#))
 urethral sphincter electromyogram ([89.23](#))

58.3 Excision or destruction of lesion or tissue of urethra

Excludes: biopsy of urethra ([58.23](#))
 excision of bulbourethral gland ([58.92](#))
 fistulectomy ([58.43](#))
 urethrectomy as part of:
 complete cystectomy ([57.79](#))
 pelvic evisceration ([68.8](#))
 radical cystectomy ([57.71](#))

58.31 Endoscopic excision or destruction of lesion or tissue of urethra
 Fulguration of urethral lesion

58.39 Other local excision or destruction of lesion or tissue of urethra

- Excision of:
 - congenital valve of urethra
 - lesion of urethra
 - stricture of urethra
- Urethrectomy

Excludes: that by endoscopic approach ([58.31](#))

58.4 Repair of urethra

Excludes: repair of current obstetric laceration ([75.61](#))

58.41 Suture of laceration of urethra

58.42 Closure of urethrostomy

58.43 Closure of other fistula of urethra

Excludes: repair of urethroperineovesical fistula ([57.84](#))

- 58.44 Reanastomosis of urethra**
Anastomosis of urethra
- 58.45 Repair of hypospadias or epispadias**
- 58.46 Other reconstruction of urethra**
Urethral construction
- 58.47 Urethral meatoplasty**
- 58.49 Other repair of urethra**
Benenenti rotation of bulbous urethra
Repair of old obstetric laceration of urethra
Urethral plication

Excludes: repair of:
current obstetric laceration ([75.61](#))
urethrocele ([70.50-70.51](#))

58.5 Release of urethral stricture

- Cutting of urethral sphincter
- Internal urethral meatotomy
- Urethrolisis

58.6 Dilation of urethra

- Dilation of urethrovesical junction
- Passage of sounds through urethra
- Removal of calculus from urethra without incision

Excludes: urethral calibration ([89.29](#))

58.9 Other operations on urethra and periurethral tissue

- 58.91 Incision of periurethral tissue**
Drainage of bulbourethral gland

- 58.92 Excision of periurethral tissue**
Excludes: biopsy of periurethral tissue ([58.24](#))
lysis of periurethral adhesions
laparoscopic ([59.12](#))
other ([59.11](#))

- 58.93 Implantation of artificial urinary sphincter [AUS]**
Placement of inflatable:
 - bladder sphincter
 - urethral sphincter
 Removal with replacement of sphincter device [AUS]
 With pump and/or reservoir

- 58.99 Other**
Removal of inflatable urinary sphincter without replacement
Repair of inflatable sphincter pump and/or reservoir
Surgical correction of hydraulic pressure of inflatable sphincter device

Excludes: removal of:
intraluminal foreign body from urethra without incision
([98.19](#))
urethral stent ([97.65](#))

59 Other operations on urinary tract

Code also any application or administration of an adhesion barrier substance
([99.77](#))

59.0 Dissection of retroperitoneal tissue

59.00 Retroperitoneal dissection, not otherwise specified

59.02 Other lysis of perirenal or periureteral adhesions

Excludes: that by laparoscope ([59.03](#))

59.03 Laparoscopic lysis of perirenal or periureteral adhesions

59.09 Other incision of perirenal or periureteral tissue

Exploration of perinephric area

Incision of perirenal abscess

59.1 Incision of perivesical tissue

59.11 Other lysis of perivesical adhesions

59.12 Laparoscopic lysis of perivesical adhesions

59.19 Other incision of perivesical tissue

Exploration of perivesical tissue

Incision of hematoma of space of Retzius

Retropubic exploration

59.2 Diagnostic procedures on perirenal and perivesical tissue

59.21 Biopsy of perirenal or perivesical tissue

59.29 Other diagnostic procedures on perirenal tissue, perivesical tissue, and retroperitoneum

Excludes: microscopic examination of specimen from:

perirenal tissue ([91.21-91.29](#))

perivesical tissue ([91.31-91.39](#))

retroperitoneum NEC ([91.11-91.19](#))

retroperitoneal x-ray ([88.14-88.16](#))

59.3 Plication of urethrovesical junction

Kelly-Kennedy operation on urethra

Kelly-Stoeckel urethral plication

59.4 Suprapubic sling operation

Goebel-Frangenheim-Stoeckel urethrovesical suspension

Millin-Read urethrovesical suspension

Oxford operation for urinary incontinence

Urethrocystopexy by suprapubic suspension

59.5 Retropubic urethral suspension

Burch procedure

Marshall-Marchetti-Krantz operation

Suture of periurethral tissue to symphysis pubis

Urethral suspension NOS

59.6 Paraurethral suspension

Pereyra paraurethral suspension

Periurethral suspension

59.7 Other repair of urinary stress incontinence

59.71 Levator muscle operation for urethrovaginal suspension

Cystourethropexy with levator muscle sling
 Gracilis muscle transplant for urethrovaginal suspension
 Pubococcygeal sling

59.72 Injection of implant into urethra and/or bladder neck

Collagen implant
 Endoscopic injection of implant
 Fat implant
 Polytef implant

59.79 Other

Anterior urethropexy
 Repair of stress incontinence NOS
 Tudor "rabbit ear" urethropexy

59.8 Ureteral catheterization

Drainage of kidney by catheter
 Insertion of ureteral stent
 Ureterovesical orifice dilation
 Code also any ureterotomy ([56.2](#))

Excludes: that for:

retrograde pyelogram ([87.74](#))
transurethral removal of calculus or clot from ureter and renal pelvis ([56.0](#))

59.9 Other operations on urinary system

Excludes: nonoperative removal of therapeutic device ([97.61-97.69](#))

59.91 Excision of perirenal or perivesical tissue

Excludes: biopsy of perirenal or perivesical tissue ([59.21](#))

59.92 Other operations on perirenal or perivesical tissue

59.93 Replacement of ureterostomy tube

Change of ureterostomy tube
 Reinsertion of ureterostomy tube

Excludes: nonoperative removal of ureterostomy tube ([97.62](#))

59.94 Replacement of cystostomy tube

Excludes: nonoperative removal of cystostomy tube ([97.63](#))

59.95 Ultrasonic fragmentation of urinary stones

Shattered urinary stones

Excludes: percutaneous nephrostomy with fragmentation ([55.04](#))
shock-wave disintegratio ([98.51](#))

59.99 Other

Excludes: instillation of medication into urinary tract ([96.49](#))
irrigation of urinary tract ([96.45-96.48](#))

11. OPERATIONS ON THE MALE GENITAL ORGANS (60-64)

60 Operations on prostate and seminal vesicles

Includes: operations on periprostatic tissue

Code also any application or administration of an adhesion barrier substance
(99.77)

Excludes: that associated with radical cystectomy (57.71)

60.0 Incision of prostate

Drainage of prostatic abscess
Prostatolithotomy

Excludes: drainage of periprostatic tissue only (60.81)

60.1 Diagnostic procedures on prostate and seminal vesicles

60.11 Closed [percutaneous] [needle] biopsy of prostate

Approach:
 transrectal
 transurethral
Punch biopsy

60.12 Open biopsy of prostate

60.13 Closed [percutaneous] biopsy of seminal vesicles

Needle biopsy of seminal vesicles

60.14 Open biopsy of seminal vesicles

60.15 Biopsy of periprostatic tissue

60.18 Other diagnostic procedures on prostate and periprostatic tissue

*Excludes: microscopic examination of specimen from prostate
(91.31-91.39)
x-ray of prostate (87.92)*

60.19 Other diagnostic procedures on seminal vesicles

*Excludes: microscopic examination of specimen from seminal vesicles
(91.31-91.39)
x-ray:
 contrast seminal vesiculogra (87.91)
 other (87.92)*

60.2 Transurethral prostatectomy

Excludes: local excision of lesion of prostate (60.61)

60.21 Transurethral (ultrasound) guided laser induced prostatectomy (TULIP)

Ablation (contact) (noncontact) by laser

60.29 Other transurethral prostatectomy

Excision of median bar by transurethral approach
Transurethral electrovaporization of prostate (TEVAP)
Transurethral enucleative procedure
Transurethral prostatectomy NOS
Transurethral resection of prostate (TURP)



60.3 Suprapubic prostatectomy

Transvesical prostatectomy

Excludes: local excision of lesion of prostate (60.61)
radical prostatectomy (60.5)

60.4 Retropubic prostatectomy

Excludes: local excision of lesion of prostate (60.61)
radical prostatectomy (60.5)

60.5 Radical prostatectomy

Prostatovesiculectomy

Radical prostatectomy by any approach

Excludes: cystoprostatectomy (57.71)

60.6 Other prostatectomy

60.61 Local excision of lesion of prostate

Excludes: biopsy of prostate (60.11-60.12)
laser interstitial thermal therapy [LITT] of lesion or tissue
of prostate under guidance (17.69)

60.62 Perineal prostatectomy

Cryoablation of prostate

Cryoprostatectomy

Cryosurgery of prostate

Radical cryosurgical ablation of prostate (RCSA)

Excludes: local excision of lesion of prostate (60.61)

60.69 Other

60.7 Operations on seminal vesicles

60.71 Percutaneous aspiration of seminal vesicle

Excludes: needle biopsy of seminal vesicle (60.13)

60.72 Incision of seminal vesicle

60.73 Excision of seminal vesicle

Excision of Müllerian duct cyst

Spermatocystectomy

Excludes: biopsy of seminal vesicle (60.13-60.14)
prostatovesiculectomy (60.5)

60.79 Other operations on seminal vesicles

60.8 Incision or excision of periprostatic tissue

60.81 Incision of periprostatic tissue

Drainage of periprostatic abscess

60.82 Excision of periprostatic tissue

Excision of lesion of periprostatic tissue

Excludes: biopsy of periprostatic tissue (60.15)

60.9 Other operations on prostate

60.91 Percutaneous aspiration of prostate

Excludes: needle biopsy of prostat (60.11)

60.92 Injection into prostate [test link](#)

60.93 Repair of prostate

60.94 Control of (postoperative) hemorrhage of prostate

Coagulation of prostatic bed

Cystoscopy for control of prostatic hemorrhage

60.95 Transurethral balloon dilation of the prostatic urethra

60.96 Transurethral destruction of prostate tissue by microwave thermotherapy

Transurethral microwave thermotherapy (TUMT) of prostate

Excludes: Prostatectomy:

other (60.61 - 60.69)

radical (60.5)

retropubic (60.4)

suprapubic (60.3)

transurethral (60.21 - 60.29)

60.97 Other transurethral destruction of prostate tissue by other thermotherapy

Radiofrequency thermotherapy

Transurethral needle ablation (TUNA) of prostate

Excludes: Prostatectomy:

other (60.61 - 60.69)

radical (60.5)

retropubic (60.4)

suprapubic (60.3)

transurethral (60.21 - 60.29)

60.99 Other

Excludes: prostatic massage (99.94)

61 Operations on scrotum and tunica vaginalis

61.0 Incision and drainage of scrotum and tunica vaginalis

Excludes: percutaneous aspiration of hydrocele (61.91)

61.1 Diagnostic procedures on scrotum and tunica vaginalis

61.11 Biopsy of scrotum or tunica vaginalis

61.19 Other diagnostic procedures on scrotum and tunica vaginalis

61.2 Excision of hydrocele (of tunica vaginalis)

Bottle repair of hydrocele of tunica vaginalis

Excludes: percutaneous aspiration of hydrocele (61.91)

61.3 Excision or destruction of lesion or tissue of scrotum

Fulguration of lesion of scrotum

Reduction of elephantiasis of scrotum

Partial scrotoectomy of scrotum

Excludes: biopsy of scrotum (61.11)

scrotal fistulectomy (61.42)

61.4 Repair of scrotum and tunica vaginalis

61.41 Suture of laceration of scrotum and tunica vaginalis

61.42 Repair of scrotal fistula

61.49 Other repair of scrotum and tunica vaginalis
Reconstruction with rotational or pedicle flaps

61.9 Other operations on scrotum and tunica vaginalis

61.91 Percutaneous aspiration of tunica vaginalis
Aspiration of hydrocele of tunica vaginalis

61.92 Excision of lesion of tunica vaginalis other than hydrocele
Excision of hematocele of tunica vaginalis

61.99 Other

Excludes: removal of foreign body from scrotum without incision
([98.24](#))

62 Operations on testes

62.0 Incision of testis

62.1 Diagnostic procedures on testes

62.11 Closed [percutaneous] [needle] biopsy of testis

62.12 Open biopsy of testis

62.19 Other diagnostic procedures on testes

62.2 Excision or destruction of testicular lesion

Excision of appendix testis
Excision of cyst of Morgagni in the male

Excludes: biopsy of testis ([62.11-62.12](#))

62.3 Unilateral orchiectomy

Orchidectomy (with epididymectomy) NOS

62.4 Bilateral orchiectomy

Male castration
Radical bilateral orchiectomy (with epididymectomy)

Code also any synchronous lymph node dissection ([40.3](#), [40.5](#))

62.41 Removal of both testes at same operative episode
Bilateral orchidectomy NOS

62.42 Removal of remaining testis
Removal of solitary testis

62.5 Orchiopexy

Mobilization and replacement of testis in scrotum
Orchiopexy with detorsion of testis
Torek (-Bevan) operation (orchidopexy) (first stage) (second stage)
Transplantation to and fixation of testis in scrotum

62.6 Repair of testes

Excludes: reduction of torsion (63.52)

62.61 Suture of laceration of testis

62.69 Other repair of testis
Testicular graft

62.7 Insertion of testicular prosthesis

62.9 Other operations on testes

62.91 Aspiration of testis

Excludes: percutaneous biopsy of testis (62.11)

62.92 Injection of therapeutic substance into testis

62.99 Other

63 Operations on spermatic cord, epididymis, and vas deferens

63.0 Diagnostic procedures on spermatic cord, epididymis, and vas deferens

63.01 Biopsy of spermatic cord, epididymis, or vas deferens

63.09 Other diagnostic procedures on spermatic cord, epididymis, and vas deferens

Excludes: contrast epididymogram (87.93)

contrast vasogram (87.94)

other x-ray of epididymis and vas deferens (87.95)

63.1 Excision of varicocele and hydrocele of spermatic cord

High ligation of spermatic vein
Hydrocelectomy of canal of Nuck

63.2 Excision of cyst of epididymis

Spermatocoelectomy

63.3 Excision of other lesion or tissue of spermatic cord and epididymis

Excision of appendix epididymis

Excludes: biopsy of spermatic cord or epididymis (63.01)

63.4 Epididymectomy

Excludes: that synchronous with orchiectomy (62.3-62.42)

63.5 Repair of spermatic cord and epididymis

63.51 Suture of laceration of spermatic cord and epididymis

63.52 Reduction of torsion of testis or spermatic cord

Excludes: that associated with orchiopexy (62.5)

63.53 Transplantation of spermatic cord

63.59 Other repair of spermatic cord and epididymis



63.6 Vasotomy

Vasostomy

63.7 Vasectomy and ligation of vas deferens

63.70 Male sterilization procedure, not otherwise specified

63.71 Ligation of vas deferens

Crushing of vas deferens

Division of vas deferens

63.72 Ligation of spermatic cord

63.73 Vasectomy

63.8 Repair of vas deferens and epididymis

63.81 Suture of laceration of vas deferens and epididymis

63.82 Reconstruction of surgically divided vas deferens

63.83 Epididymovasostomy

63.84 Removal of ligature from vas deferens

63.85 Removal of valve from vas deferens

63.89 Other repair of vas deferens and epididymis

63.9 Other operations on spermatic cord, epididymis, and vas deferens

63.91 Aspiration of spermatocele

63.92 Epididymotomy

63.93 Incision of spermatic cord

63.94 Lysis of adhesions of spermatic cord

63.95 Insertion of valve in vas deferens

63.99 Other

64 Operations on penis

Includes: operations on:

corpora cavernosa

glans penis

prepuce

64.0 Circumcision

64.1 Diagnostic procedures on the penis

64.11 Biopsy of penis

64.19 Other diagnostic procedures on penis

64.2 Local excision or destruction of lesion of penis

Excludes: biopsy of penis (64.11)

64.3 Amputation of penis

64.4 Repair and plastic operation on penis

64.41 Suture of laceration of penis



- 64.42** Release of chordee
- 64.43** Construction of penis
- 64.44** Reconstruction of penis
- 64.45** Replantation of penis
Reattachment of amputated penis
- 64.49** Other repair of penis

Excludes: repair of epispadias and hypospadias (58.45)

64.5 Operations for sex transformation, not elsewhere classified

64.9 Other operations on male genital organs

- 64.91** Dorsal or lateral slit of prepuce
- 64.92** Incision of penis
- 64.93** Division of penile adhesions
- 64.94** Fitting of external prosthesis of penis
Penile prosthesis NOS
- 64.95** Insertion or replacement of non-inflatable penile prosthesis
Insertion of semi-rigid rod prosthesis into shaft of penis
Excludes: external penile prosthesis (64.94)
inflatable penile prosthesis (64.97)
plastic repair, penis (64.43-64.49)
that associated with:
construction (64.43)
reconstruction (64.44)
- 64.96** Removal of internal prosthesis of penis
Removal without replacement of non- inflatable or inflatable penile prosthesis
- 64.97** Insertion or replacement of inflatable penile prosthesis
Insertion of cylinders into shaft of penis and placement of pump and reservoir
Excludes: external penile prosthesis (64.94)
non-inflatable penile prosthesis (64.95)
plastic repair, penis (64.43-64.49)
- 64.98** Other operations on penis
Corpora cavernosa-corporis spongiosum shunt
Corpora-saphenous shunt
Irrigation of corpus cavernosum
Excludes: removal of foreign body:
intraluminal (98.19)
without incision (98.24)
stretching of foreskin (99.95)
- 64.99** Other
Excludes: collection of sperm for artificial insemination (99.96)



12. OPERATIONS ON THE FEMALE GENITAL ORGANS (65-71)

65 Operations on ovary

Code also any application or administration of an adhesion barrier substance
(99.77)

65.0 Oophorotomy

Salpingo-oophorotomy

65.01 Laparoscopic oophorotomy

65.09 Other oophorotomy

65.1 Diagnostic procedures on ovaries

65.11 Aspiration biopsy of ovary

65.12 Other biopsy of ovary

65.13 Laparoscopic biopsy of ovary

65.14 Other laparoscopic diagnostic procedures on ovaries

65.19 Other diagnostic procedures on ovaries

*Excludes: microscopic examination of specimen from ovary
(91.41-91.49)*

65.2 Local excision or destruction of ovarian lesion or tissue

65.21 Marsupialization of ovarian cyst

Excludes: that by laparoscope (65.23)

65.22 Wedge resection of ovary

Excludes: that by laparoscope (65.24)

65.23 Laparoscopic marsupialization of ovarian cyst

65.24 Laparoscopic wedge resection of ovary

65.25 Other laparoscopic local excision or destruction of ovary

65.29 Other local excision or destruction of ovary

Bisection of ovary

Cauterization of ovary

Partial excision of ovary

*Excludes: biopsy of ovary (65.11-65.13)
that by laparoscope (65.25)*

65.3 Unilateral oophorectomy

65.31 Laparoscopic unilateral oophorectomy

65.39 Other unilateral oophorectomy

Excludes: that by laparoscope (65.31)

65.4 Unilateral salpingo-oophorectomy

65.41 Laparoscopic unilateral salpingo-oophorectomy

65.49 Other unilateral salpingo-oophorectomy



65.5 Bilateral oophorectomy

65.51 Other removal of both ovaries at same operative episode
Female castration

Excludes: that by laparoscope (65.53)

65.52 Other removal of remaining ovary
Removal of solitary ovary

Excludes: that by laparoscope (65.54)

65.53 Laparoscopic removal of both ovaries at same operative episode

65.54 Laparoscopic removal of remaining ovary

65.6 Bilateral salpingo-oophorectomy

65.61 Other removal of both ovaries and tubes at same operative episode

Excludes: that by laparoscope (65.63)

65.62 Other removal of remaining ovary and tube
Removal of solitary ovary and tube

Excludes: that by laparoscope (65.64)

65.63 Laparoscopic removal of both ovaries and tubes at same operative episode

65.64 Laparoscopic removal of remaining ovary and tube

65.7 Repair of ovary

Excludes: salpingo-oophorostomy (66.72)

65.71 Other simple suture of ovary

Excludes: that by laparoscope (65.74)

65.72 Other reimplantation of ovary

Excludes: that by laparoscope (65.75)

65.73 Other salpingo-oophoroplasty

Excludes: that by laparoscope (65.76)

65.74 Laparoscopic simple suture of ovary

65.75 Laparoscopic reimplantation of ovary

65.76 Laparoscopic salpingo-oophoroplasty

65.79 Other repair of ovary
Oophoropexy

65.8 Lysis of adhesions of ovary and fallopian tube

65.81 Laparoscopic lysis of adhesions of ovary and fallopian tube

65.89 Other lysis of adhesions of ovary and fallopian tube

Excludes: that by laparoscope (65.81)

65.9 Other operations on ovary

65.91 Aspiration of ovary

Excludes: aspiration biopsy of ovary (65.11)

65.92 Transplantation of ovary
Excludes: reimplantation of ovary
 laparoscopic ([65.75](#))
 other ([65.72](#))

65.93 Manual rupture of ovarian cyst

65.94 Ovarian denervation

65.95 Release of torsion of ovary

65.99 Other
 Ovarian drilling

66 Operations on fallopian tubes

Code also any application or administration of an adhesion barrier substance
[\(99.77\)](#)

66.0 Salpingotomy and salpingostomy

66.01 Salpingotomy

66.02 Salpingostomy

66.1 Diagnostic procedures on fallopian tubes

66.11 Biopsy of fallopian tube

66.19 Other diagnostic procedures on fallopian tubes

Excludes: microscopic examination of specimen from fallopian tubes
[\(91.41-91.49\)](#)
 radiography of fallopian tubes ([87.82-87.83](#), [87.85](#))
 Rubin's test ([66.8](#))

66.2 Bilateral endoscopic destruction or occlusion of fallopian tubes

Includes: bilateral endoscopic destruction or occlusion of fallopian tubes by:
 culdoscopy
 endoscopy
 hysteroscopy
 laparoscopy
 peritoneoscopy
 endoscopic destruction of solitary fallopian tube

66.21 Bilateral endoscopic ligation and crushing of fallopian tubes

66.22 Bilateral endoscopic ligation and division of fallopian tubes

66.29 Other bilateral endoscopic destruction or occlusion of fallopian tubes

66.3 Other bilateral destruction or occlusion of fallopian tubes

Includes: destruction of solitary fallopian tube

Excludes: endoscopic destruction or occlusion of fallopian tubes ([66.21-66.29](#))

66.31 Other bilateral ligation and crushing of fallopian tubes

66.32 Other bilateral ligation and division of fallopian tubes
 Pomeroy operation

66.39 Other bilateral destruction or occlusion of fallopian tubes
 Female sterilization operation NOS

66.4 Total unilateral salpingectomy

66.5 Total bilateral salpingectomy

Excludes: bilateral partial salpingectomy for sterilization ([66.39](#))
that with oophorectomy ([65.61-65.64](#))

66.51 Removal of both fallopian tubes at same operative episode

66.52 Removal of remaining fallopian tube
Removal of solitary fallopian tube

66.6 Other salpingectomy

Includes: salpingectomy by:
cauterization
coagulation
electrocoagulation
excision

Excludes: fistulectomy ([66.73](#))

66.61 Excision or destruction of lesion of fallopian tube

Excludes: biopsy of fallopian tube ([66.11](#))

66.62 Salpingectomy with removal of tubal pregnancy

Code also any synchronous oophorectomy ([65.31](#), [65.39](#))

66.63 Bilateral partial salpingectomy, not otherwise specified

66.69 Other partial salpingectomy

66.7 Repair of fallopian tube

66.71 Simple suture of fallopian tube

66.72 Salpingo-oophorostomy

66.73 Salpingo-salpingostomy

66.74 Salpingo-uterostomy

66.79 Other repair of fallopian tube

Graft of fallopian tube
Reopening of divided fallopian tube
Salpingoplasty

66.8 Insufflation of fallopian tube

Insufflation of fallopian tube with:
air
dye
gas
saline
Rubin's test

Excludes: insufflation of therapeutic agent ([66.95](#))
that for hysterosalpingography ([87.82-87.83](#))

66.9 Other operations on fallopian tubes

66.91 Aspiration of fallopian tube

66.92 Unilateral destruction or occlusion of fallopian tube

Excludes: that of solitary tube ([66.21-66.39](#))

- 66.93** Implantation or replacement of prosthesis of fallopian tube
- 66.94** Removal of prosthesis of fallopian tube
- 66.95** Insufflation of therapeutic agent into fallopian tubes
- 66.96** Dilation of fallopian tube
- 66.97** Burying of fimbriae in uterine wall
- 66.99** Other
Excludes: lysis of adhesions of ovary and tube
 laparoscopic ([65.81](#))
 other ([65.89](#))

67 Operations on cervix

Code also any application or administration of an adhesion barrier substance
[\(99.77\)](#)

67.0 Dilation of cervical canal

Excludes: dilation and curettage ([69.01-69.09](#))
 that for induction of labor ([73.1](#))

67.1 Diagnostic procedures on cervix

67.11 Endocervical biopsy

Excludes: conization of cervix ([67.2](#))

67.12 Other cervical biopsy

Punch biopsy of cervix NOS

Excludes: conization of cervix ([67.2](#))

67.19 Other diagnostic procedures on cervix

Excludes: microscopic examination of specimen from cervix
[\(91.41-91.49\)](#)

67.2 Conization of cervix

Excludes: that by:
 cryosurgery ([67.33](#))
 electrosurgery ([67.32](#))

67.3 Other excision or destruction of lesion or tissue of cervix

67.31 Marsupialization of cervical cyst

67.32 Destruction of lesion of cervix by cauterization

Electroconization of cervix
 LEEP (loop electrosurgical excision procedure)
 LLETZ (large loop excision of the transformation zone)

67.33 Destruction of lesion of cervix by cryosurgery

Cryoconization of cervix

67.39 Other excision or destruction of lesion or tissue of cervix

Excludes: biopsy of cervix ([67.11-67.12](#))
 cervical fistulectomy ([67.62](#))
 conization of cervix ([67.2](#))

67.4 Amputation of cervix

Cervicectomy with synchronous colporrhaphy

67.5 Repair of internal cervical os

67.51 Transabdominal cerclage of cervix

67.59 Other repair of internal cervical os

Cerclage of isthmus uteri
 McDonald operation
 Shirodkar operation
 Transvaginal cerclage

Excludes: laparoscopically assisted supracervical hysterectomy [LASH] (68.31)
 transabdominal cerclage of cervix (67.51)

67.6 Other repair of cervix

Excludes: repair of current obstetric laceration (75.51)

67.61 Suture of laceration of cervix

67.62 Repair of fistula of cervix

Cervic sigmoidal fistulectomy

Excludes: fistulectomy:
 cervicovesical (57.84)
 ureterocervical (56.84)
 vesicocervicovaginal (57.84)

67.69 Other repair of cervix

Repair of old obstetric laceration of cervix

68 Other incision and excision of uterus

Code also any application or administration of an adhesion barrier substance (99.77)

68.0 Hysterotomy

Hysterotomy with removal of hydatidiform mole

Excludes: hysterotomy for termination of pregnancy (74.91)

68.1 Diagnostic procedures on uterus and supporting structures

68.11 Digital examination of uterus

Excludes: pelvic examination, so describe (89.26)
 postpartal manual exploration of uterine cavity (75.7)

68.12 Hysteroscopy

Excludes: that with biopsy (68.16)

68.13 Open biopsy of uterus

Excludes: closed biopsy of uterus (68.16)

68.14 Open biopsy of uterine ligaments

Excludes: closed biopsy of uterine ligaments (68.15)

68.15 Closed biopsy of uterine ligaments

Endoscopic (laparoscopy) biopsy of uterine adnexa, except ovary and fallopian tube

68.16 Closed biopsy of uterus

Endoscopic (laparoscopy) hysteroscopy) biopsy of uterus

Excludes: open biopsy of uterus (68.13)



68.19 Other diagnostic procedures on uterus and supporting structures

Excludes: diagnostic:

- aspiration curettage* ([69.59](#))
- dilation and curettage* ([69.09](#))
- microscopic examination of specimen from uterus* ([91.41-91.49](#))
- pelvic examination* ([89.26](#))
- radioisotope scan of:*
 - placenta* ([92.17](#))
 - uterus* ([92.19](#))
- ultrasonography of uterus* ([88.78-88.79](#))
- x-ray of uterus* ([87.81-87.89](#))

68.2 Excision or destruction of lesion or tissue of uterus

68.21 Division of endometrial synechiae

Lysis of intraluminal uterine adhesions

68.22 Incision or excision of congenital septum of uterus

68.23 Endometrial ablation

Dilation and curettage
Hysteroscopic endometrial ablation

68.24 Uterine artery embolization [UAE] with coils ❗

Excludes: that without coils ([68.25](#))

68.25 Uterine artery embolization [UAE] without coils ❗

Includes that by:

- gelatin sponge gelfoam microspheres
- particulate agent NOS
- polyvinyl alcohol [PVA]
- spherical embolics

Excludes: that with coils ([68.24](#))

68.29 Other excision or destruction of lesion of uterus

Uterine myomectomy

Excludes: biopsy of uterus ([68.13](#), [68.16](#))
uterine fistulectomy ([69.42](#))

68.3 Subtotal abdominal hysterectomy

68.31 Laparoscopic supracervical hysterectomy [LSH]

Classic infrafasical SEMM hysterectomy [CISH]
Laparoscopically assisted supracervical hysterectomy [LASH]

68.39 Other and unspecified subtotal abdominal hysterectomy, NOS

Supracervical hysterectomy

Excludes: classic infrafasical SEMM hysterectomy [CISH] ([68.31](#))
laparoscopic supracervical hysterectomy [LSH] ([68.31](#))

68.4 Total abdominal hysterectomy

Hysterectomy:
extended

Code also any synchronous removal of tubes and ovaries ([65.31-65.64](#))

Excludes: radical abdominal hysterectomy, any approach ([68.61 - 68.69](#))

68.41 Laparoscopic total abdominal hysterectomy

Total laparoscopic hysterectomy [TLH]

68.49 Other and unspecified total abdominal hysterectomy

Hysterectomy:
extended

Excludes: laparoscopic total abdominal hysterectomy (68.41)

68.5 Vaginal hysterectomy

Code also any synchronous:

removal of tubes and ovaries ([65.31-65.64](#))

repair of cystocele or rectocele ([70.50-70.52](#))

repair of pelvic floor ([70.79](#))

68.51 Laparoscopically assisted vaginal hysterectomy (LAVH)

68.59 Other and unspecified vaginal hysterectomy

*Excludes: laparoscopically assisted vaginal hysterectomy (LAVH) ([68.51](#))
radical vaginal hysterectomy ([68.7](#))*

68.6 Radical abdominal hysterectomy

Code also any synchronous:

lymph gland dissection ([40.3, 40.5](#))

removal of tubes and ovaries ([65.31-65.64](#))

Excludes: pelvic evisceration ([68.8](#))

68.61 Laparoscopic radical abdominal hysterectomy

Laparoscopic modified radical hysterectomy

Total laparoscopic radical hysterectomy [TLRH]

68.69 Other and unspecified radical abdominal hysterectomy

Modified radical hysterectomy

Wertheim's operation

*Excludes: laparoscopic total abdominal hysterectomy ([68.41](#))
laparoscopic radical abdominal hysterectomy ([68.61](#))*

68.7 Radical vaginal hysterectomy

Code also any synchronous:

lymph gland dissection ([40.3, 40.5](#))

removal of tubes and ovaries ([65.31-65.64](#))

*Excludes: abdominal hysterectomy, any approach ([68.31-68.39](#),
[68.41-68.49](#), [68.61-68.69](#), [68.9](#))*

68.71 Laparoscopic radical vaginal hysterectomy [LRVH]

68.79 Other and unspecified radical vaginal hysterectomy

Hysterocolpectomy

Schauta operation

68.8 Pelvic evisceration

Removal of ovaries, tubes, uterus, vagina, bladder, and urethra (with removal of sigmoid colon and rectum)

Code also any synchronous:

colostomy ([46.12-46.13](#))

lymph gland dissection ([40.3, 40.5](#))

urinary diversion ([56.51-56.79](#))



68.9 Other and unspecified hysterectomy

Hysterectomy NOS

Excludes: abdominal hysterectomy, any approach ([68.31-68.39](#), [68.41-68.49](#), [68.61-68.69](#))
vaginal hysterectomy, any approach ([68.51- 68.59](#), [68.71-68.79](#))

69 Other operations on uterus and supporting structures

Code also any application or administration of an adhesion barrier substance ([99.77](#))

69.0 Dilation and curettage of uterus

Excludes: aspiration curettage of uterus ([69.51-69.59](#))

69.01 Dilation and curettage for termination of pregnancy

69.02 Dilation and curettage following delivery or abortion

69.09 Other dilation and curettage
Diagnostic D and C

69.1 Excision or destruction of lesion or tissue of uterus and supporting structures

69.19 Other excision or destruction of uterus and supporting structures

Excludes: biopsy of uterine ligamen ([68.14](#))

69.2 Repair of uterine supporting structures

69.21 Interposition operation
Watkins procedure

69.22 Other uterine suspension
Hysteropexy
Manchester operation
Plication of uterine ligament

69.23 Vaginal repair of chronic inversion of uterus

69.29 Other repair of uterus and supporting structures

69.3 Paracervical uterine denervation

69.4 Uterine repair

Excludes: repair of current obstetric laceration ([75.50-75.52](#))

69.41 Suture of laceration of uterus

69.42 Closure of fistula of uterus
Excludes: uterovesical fistulectom ([57.84](#))

69.49 Other repair of uterus
Repair of old obstetric laceration of uterus

69.5 Aspiration curettage of uterus

Excludes: menstrual extraction ([69.6](#))

69.51 Aspiration curettage of uterus for termination of pregnancy
Therapeutic abortion NOS

69.52 Aspiration curettage following delivery or abortion

69.59 Other aspiration curettage of uterus

69.6 Menstrual extraction or regulation

69.7 Insertion of intrauterine contraceptive device

69.9 Other operations on uterus, cervix, and supporting structures

Excludes: obstetric dilation or incision of cervix ([73.1](#), [73.93](#))

69.91 Insertion of therapeutic device into uterus

Excludes: insertion of:
intrauterine contraceptive device ([69.7](#))
laminaria ([69.93](#))
obstetric insertion of bag, bougie, or pack ([73.1](#))

69.92 Artificial insemination

69.93 Insertion of laminaria

69.94 Manual replacement of inverted uterus

Excludes: that in immediate postpartal period ([75.94](#))

69.95 Incision of cervix

Excludes: that to assist delivery ([73.93](#))

69.96 Removal of cerclage material from cervix

69.97 Removal of other penetrating foreign body from cervix

Excludes: removal of intraluminal foreign body from cervix ([98.16](#))

69.98 Other operations on supporting structures of uterus

Excludes: biopsy of uterine ligamen ([68.14](#))

69.99 Other operations on cervix and uterus

Excludes: removal of:
foreign body ([98.16](#))
intrauterine contraceptive device ([97.71](#))
obstetric bag, bougie, or pack ([97.72](#))
packing ([97.72](#))

70 Operations on vagina and cul-de-sac

Code also any application or administration of an adhesion barrier substance ([99.77](#))

70.0 Culdocentesis

70.1 Incision of vagina and cul-de-sac

70.11 Hymenotomy

70.12 Culdotomy

70.13 Lysis of intraluminal adhesions of vagina

70.14 Other vaginotomy

Division of vaginal septum
Drainage of hematoma of vaginal cuff

70.2 Diagnostic procedures on vagina and cul-de-sac

70.21 Vaginocopy

70.22 Culdoscopy

70.23 Biopsy of cul-de-sac

70.24 Vaginal biopsy

70.29 Other diagnostic procedures on vagina and cul- de-sac

70.3 Local excision or destruction of vagina and cul-de-sac

70.31 Hymenectomy

70.32 Excision or destruction of lesion of cul-de- sac
Endometrectomy of cul-de-sac

Excludes: biopsy of cul-de-sac ([70.23](#))

70.33 Excision or destruction of lesion of vagina

Excludes: biopsy of vagina ([70.24](#))
vaginal fistulectomy ([70.72-70.75](#))

70.4 Obliteration and total excision of vagina

Vaginectomy

Excludes: obliteration of vaginal vault ([70.8](#))

70.5 Repair of cystocele and rectocele

70.50 Repair of cystocele and rectocele

Excludes: repair of cystocele and rectocele with graft or prosthesis ([70.53](#))

70.51 Repair of cystocele

Anterior colporrhaphy (with urethrocele repair)

Excludes: repair of cystocele and rectocele with graft or prosthesis ([70.53](#))
repair of cystocele with graft or prosthesis ([70.54](#))

70.52 Repair of rectocele

Posterior colporrhaphy

Excludes: STARR procedure ([48.74](#))
repair of cystocele and rectocele with graft or prosthesis ([70.53](#))
repair of rectocele with graft or prosthesis ([70.55](#))

70.53 Repair of cystocele and rectocele with graft or prosthesis

Use additional code for biological substance ([70.94](#)) or synthetic substance ([70.95](#)), if known

70.54 Repair of cystocele with graft or prosthesis

Anterior colporrhaphy (with urethrocele repair)

Use additional code for biological substance ([70.94](#)) or synthetic substance ([70.95](#)), if known

70.55 Repair of rectocele with graft or prosthesis

Posterior colporrhaphy

Use additional code for biological substance ([70.94](#)) or synthetic substance ([70.95](#)), if known

70.6 Vaginal construction and reconstruction

70.61 Vaginal construction

70.62 Vaginal reconstruction

70.63 Vaginal construction with graft or prosthesis

Use additional code for biological substance (70.94) or synthetic substance (70.95), if known

Excludes: vaginal construction (70.61)

70.64 Vaginal reconstruction with graft or prosthesis

Use additional code for biological substance (70.94) or synthetic substance (70.95), if known

Excludes: vaginal reconstruction (70.62)

70.7 Other repair of vagina

Excludes: lysis of intraluminal adhesions (70.13)
 repair of current obstetric laceration (75.69)
 that associated with cervical amputation (67.4)

70.71 Suture of laceration of vagina

70.72 Repair of colovaginal fistula

70.73 Repair of rectovaginal fistula

70.74 Repair of other vaginoenteric fistula

70.75 Repair of other fistula of vagina

Excludes: repair of fistula:
 rectovesicovaginal (57.83)
 ureterovaginal (56.84)
 urethrovaginal (58.43)
 uterovaginal (69.42)
 vesicocervicovaginal (57.84)
 vesicosigmoidovaginal (57.83)
 vesicoureterovaginal (56.84)
 vesicovaginal (57.84)

70.76 Hymenorrhaphy

70.77 Vaginal suspension and fixation

70.78 Vaginal suspension and fixation with graft or prosthesis

Use additional code for biological substance (70.94) or synthetic substance (70.95), if known

70.79 Other repair of vagina

Colpoperineoplasty
 Repair of old obstetric laceration of vagina

70.8 Obliteration of vaginal vault

LeFort operation

70.9 Other operations on vagina and cul-de-sac

70.91 Other operations on vagina

- Excludes:* insertion of:
 diaphragm ([96.17](#))
 mold ([96.15](#))
 pack ([96.14](#))
 pessary ([96.18](#))
 suppository ([96.49](#))
 removal of:
 diaphragm ([97.73](#))
 foreign body ([98.17](#))
 pack ([97.75](#))
 pessary ([97.74](#))
 replacement of:
 diaphragm ([97.24](#))
 pack ([97.26](#))
 pessary ([97.25](#))
 vaginal dilation ([96.16](#))
 vaginal douche ([96.44](#))

70.92 Other operations on cul-de-sac

- Obliteration of cul-de-sac
- Repair of vaginal enterocele

70.93 Other operations on cul-de-sac with graft or prosthesis

- Repair of vaginal enterocele with graft or prosthesis
- Use additional code for biological substance ([70.94](#)) or synthetic substance ([70.95](#)), if known

70.94 Insertion of biological graft

- Allogenic material or substance
- Allograft
- Autograft
- Autologous material or substance
- Heterograft
- Xenogenic material or substance
- Code first these procedures when done with graft or prosthesis:
 Other operations on cul-de-sac ([70.93](#))
 Repair of cystocele ([70.54](#))
 Repair of cystocele and rectocele ([70.53](#))
 Repair of rectocele ([70.55](#))
 Vaginal construction ([70.63](#))
 Vaginal reconstruction ([70.64](#))
 Vaginal suspension and fixation ([70.78](#))

70.95 Insertion of synthetic graft or prosthesis

- Artificial tissue
- Code first these procedures when done with graft or prosthesis:
 Other operations on cul-de-sac ([70.93](#))
 Repair of cystocele ([70.54](#))
 Repair of cystocele and rectocele ([70.53](#))
 Repair of rectocele ([70.55](#))
 Vaginal construction ([70.63](#))
 Vaginal reconstruction ([70.64](#))
 Vaginal suspension and fixation ([70.78](#))

71 Operations on vulva and perineum

Code also any application or administration of an adhesion barrier substance
([99.77](#))

71.0 Incision of vulva and perineum

71.01 Lysis of vulvar adhesions

71.09 Other incision of vulva and perineum
Enlargement of introitus NOS

Excludes: removal of foreign body without incision ([98.23](#))

71.1 Diagnostic procedures on vulva

71.11 Biopsy of vulva

71.19 Other diagnostic procedures on vulva

71.2 Operations on Bartholin's gland

71.21 Percutaneous aspiration of Bartholin's gland (cyst)

71.22 Incision of Bartholin's gland (cyst)

71.23 Marsupialization of Bartholin's gland (cyst)

71.24 Excision or other destruction of Bartholin's gland (cyst)

71.29 Other operations on Bartholin's gland

71.3 Other local excision or destruction of vulva and perineum

Division of Skene's gland

Excludes: biopsy of vulva ([71.11](#))
vulvar fistulectomy ([71.72](#))

71.4 Operations on clitoris

Amputation of clitoris

Clitoridotomy

Female circumcision

71.5 Radical vulvectomy

Code also any synchronous lymph gland dissection ([40.3](#), [40.5](#))

71.6 Other vulvectomy

71.61 Unilateral vulvectomy

71.62 Bilateral vulvectomy
Vulvectomy NOS

71.7 Repair of vulva and perineum

Excludes: repair of current obstetric laceration ([75.69](#))

71.71 Suture of laceration of vulva or perineum

71.72 Repair of fistula of vulva or perineum

Excludes: repair of fistula:
urethroperineal ([58.43](#))
urethroperineovesical ([57.84](#))
vaginoperineal ([70.75](#))

71.79 Other repair of vulva and perineum

Repair of old obstetric laceration of vulva or perineum

71.8 Other operations on vulva

Excludes: removal of:
foreign body without incision ([98.23](#))
packing ([97.75](#))
replacement of packing ([97.26](#))

71.9 Other operations on female genital organs



13. OBSTETRICAL PROCEDURES (72-75)

72 Forceps, vacuum, and breech delivery**72.0 Low forceps operation**

Outlet forceps operation

72.1 Low forceps operation with episiotomy

Outlet forceps operation with episiotomy

72.2 Mid forceps operation**72.21 Mid forceps operation with episiotomy****72.29 Other mid forceps operation****72.3 High forceps operation****72.31 High forceps operation with episiotomy****72.39 Other high forceps operation****72.4 Forceps rotation of fetal head**

DeLee maneuver

Key-in-lock rotation

Kielland rotation

Scanzoni's maneuver

Code also any associated forceps extraction ([72.0-72.39](#))**72.5 Breech extraction****72.51 Partial breech extraction with forceps to aftercoming head****72.52 Other partial breech extraction****72.53 Total breech extraction with forceps to aftercoming head****72.54 Other total breech extraction****72.6 Forceps application to aftercoming head**

Piper forceps operation

*Excludes: partial breech extraction with forceps to aftercoming head ([72.51](#))
total breech extraction with forceps to aftercoming head ([72.53](#))***72.7 Vacuum extraction**

Includes: Malström's extraction

72.71 Vacuum extraction with episiotomy**72.79 Other vacuum extraction****72.8 Other specified instrumental delivery****72.9 Unspecified instrumental delivery**

73 Other procedures inducing or assisting delivery

73.0 Artificial rupture of membranes

73.01 Induction of labor by artificial rupture of membranes

Surgical induction NOS

Excludes: artificial rupture of membranes after onset of labor ([73.09](#))

73.09 Other artificial rupture of membranes

Artificial rupture of membranes at time of delivery

73.1 Other surgical induction of labor

Induction by cervical dilation

Excludes: Injection for abortion ([75.0](#))

insertion of suppository for abortion ([96.49](#))

73.2 Internal and combined version and extraction

73.21 Internal and combined version without extraction

Version NOS

73.22 Internal and combined version with extraction

73.3 Failed forceps

Application of forceps without delivery

Trial forceps

73.4 Medical induction of labor

Excludes: medication to augment active labor -- omit code

73.5 Manually assisted delivery

73.51 Manual rotation of fetal head

73.59 Other manually assisted delivery

Assisted spontaneous delivery

Crede maneuver

73.6 Episiotomy

Episiotomy

Episiotomy with subsequent episiorrhaphy

Excludes: that with:

high forceps ([72.31](#))

low forceps ([72.1](#))

mid forceps ([72.21](#))

outlet forceps ([72.1](#))

vacuum extraction ([72.71](#))

73.8 Operations on fetus to facilitate delivery

Clavotomy on fetus

Destruction of fetus

Needling of hydrocephalic head

73.9 Other operations assisting delivery

73.91 External version



73.92 Replacement of prolapsed umbilical cord

73.93 Incision of cervix to assist delivery
Dührssen's incisions

73.94 Pubiotomy to assist delivery
Obstetrical symphysiotomy

73.99 Other

Excludes: dilation of cervix, obstetrical to induce labor ([73.1](#))
insertion of bag or bougie to induce labor ([73.1](#))
removal of cerclage material ([69.96](#))

74 Cesarean section and removal of fetus

Code also any synchronous:

hysterectomy ([68.3-68.4](#), [68.6](#), [68.8](#))

myomectomy ([68.29](#))

sterilization ([66.31-66.39](#), [66.63](#))

74.0 Classical cesarean section

Transperitoneal classical cesarean section

74.1 Low cervical cesarean section

Lower uterine segment cesarean section

74.2 Extraperitoneal cesarean section

Supravesical cesarean section

74.3 Removal of extratubal ectopic pregnancy

Removal of:

ectopic abdominal pregnancy

fetus from peritoneal or extraperitoneal cavity following uterine or tubal rupture

Excludes: that by salpingostomy ([66.02](#))
that by salpingotomy ([66.01](#))
that with synchronous salpingectomy ([66.62](#))

74.4 Cesarean section of other specified type

Peritoneal exclusion cesarean section

Transperitoneal cesarean section NOS

Vaginal cesarean section

74.9 Cesarean section of unspecified type

74.91 Hysterotomy to terminate pregnancy

Therapeutic abortion by hysterotomy

74.99 Other cesarean section of unspecified type

Cesarean section NOS

Obstetrical abdominouterotomy

Obstetrical hysterotomy



75 Other obstetric operations

75.0 Intra-amniotic injection for abortion

- Injection of:
 - prostaglandin for induction of abortion
 - saline for induction of abortion
- Termination of pregnancy by intrauterine injection

Excludes: insertion of prostaglandin suppository for abortion ([96.49](#))

75.1 Diagnostic amniocentesis

75.2 Intrauterine transfusion

- Exchange transfusion in utero
 - Insertion of catheter into abdomen of fetus for transfusion
- Code also any hysterotomy approach ([68.0](#))

75.3 Other intrauterine operations on fetus and amnion

Code also any hysterotomy approach ([68.0](#))

75.31 Amnioscopy

- Fetoscopy
- Laparoamnioscopy

75.32 Fetal EKG (scalp)

75.33 Fetal blood sampling and biopsy

75.34 Other fetal monitoring

- Antepartum fetal nonstress test
- Fetal monitoring, not otherwise specified

Excludes: fetal pulse oximetry ([75.38](#))

75.35 Other diagnostic procedures on fetus and amnion

- Intrauterine pressure determination

Excludes: amniocentesis ([75.1](#))
diagnostic procedures on gravid uterus and placenta ([87.81](#),
[88.46](#), [88.78](#), [92.17](#))

75.36 Correction of fetal defect

75.37 Amnioinfusion

- Code also injection of antibiotic ([99.21](#))

75.38 Fetal pulse oximetry

- Transcervical fetal oxygen saturation monitoring
- Transcervical fetal SpO₂ monitoring

75.4 Manual removal of retained placenta

Excludes: aspiration curettage ([69.52](#))
dilation and curettage ([69.02](#))

75.5 Repair of current obstetric laceration of uterus

75.50 Repair of current obstetric laceration of uterus, not otherwise specified

75.51 Repair of current obstetric laceration of cervix

75.52 Repair of current obstetric laceration of corpus uteri

75.6 Repair of other current obstetric laceration

75.61 Repair of current obstetric laceration of bladder and urethra

75.62 Repair of current obstetric laceration of rectum and sphincter ani

75.69 Repair of other current obstetric laceration

Episioperineorrhaphy

Repair of:

pelvic floor

perineum

vagina

vulva

Secondary repair of episiotomy

Excludes: repair of routine episiotomy ([73.6](#))

75.7 Manual exploration of uterine cavity, postpartum

75.8 Obstetric tamponade of uterus or vagina

Excludes: antepartum tamponade ([73.1](#))

75.9 Other obstetric operations

75.91 Evacuation of obstetrical incisional hematoma of perineum

Evacuation of hematoma of:
episiotomy perineorrhaphy

75.92 Evacuation of other hematoma of vulva or vagina

75.93 Surgical correction of inverted uterus

Spintelli operation

Excludes: vaginal repair of chronic inversion of uterus ([69.23](#))

75.94 Manual replacement of inverted uterus

75.99 Other



14. OPERATIONS ON THE MUSCULOSKELETAL SYSTEM (76-84)

76 Operations on facial bones and joints

Excludes: accessory sinuses ([22.00-22.9](#))
nasal bones ([21.00-21.99](#))
skull ([01.01-02.99](#))

76.0 Incision of facial bone without division

76.01 Sequestrectomy of facial bone
Removal of necrotic bone chip from facial bone

76.09 Other incision of facial bone
Reopening of osteotomy site of facial bone
Excludes: osteotomy associated with orthognathic surgery ([76.61-76.69](#))
removal of internal fixation device ([76.97](#))

76.1 Diagnostic procedures on facial bones and joints

76.11 Biopsy of facial bone

76.19 Other diagnostic procedures on facial bones and joints
Excludes: contrast arthrogram of temporomandibular joint ([87.13](#))
other x-ray ([87.11-87.12](#), [87.14-87.16](#))

76.2 Local excision or destruction of lesion of facial bone

Excludes: biopsy of facial bone ([76.11](#))
excision of odontogenic lesion ([24.4](#))

76.3 Partial ostectomy of facial bone

76.31 Partial mandibulectomy
Hemimandibulectomy
Excludes: that associated with temporomandibular arthroplasty ([76.5](#))

76.39 Partial ostectomy of other facial bone
Hemimaxillectomy (with bone graft or prosthesis)

76.4 Excision and reconstruction of facial bones

76.41 Total mandibulectomy with synchronous reconstruction

76.42 Other total mandibulectomy

76.43 Other reconstruction of mandible
Excludes: genioplasty ([76.67-76.68](#))
that with synchronous total mandibulectomy ([76.41](#))

76.44 Total ostectomy of other facial bone with synchronous reconstruction

76.45 Other total ostectomy of other facial bone

76.46 Other reconstruction of other facial bone
Excludes: that with synchronous total ostectomy ([76.44](#))

76.5 Temporomandibular arthroplasty

76.6 Other facial bone repair and orthognathic surgery

Code also any synchronous:

bone graft [\(76.91\)](#)synthetic implant [\(76.92\)](#)*Excludes: reconstruction of facial bones [\(76.41-76.46\)](#)***76.61 Closed osteoplasty [osteotomy] of mandibular ramus**
Gigli saw osteotomy**76.62 Open osteoplasty [osteotomy] of mandibular ramus****76.63 Osteoplasty [osteotomy] of body of mandible****76.64 Other orthognathic surgery on mandible**

Mandibular osteoplasty NOS

Segmental or subapical osteotomy

76.65 Segmental osteoplasty [osteotomy] of maxilla

Maxillary osteoplasty NOS

76.66 Total osteoplasty [osteotomy] of maxilla**76.67 Reduction genioplasty**

Reduction mentoplasty

76.68 Augmentation genioplasty

Mentoplasty:

NOS

with graft or implant

76.69 Other facial bone repair

Osteoplasty of facial bone NOS

76.7 Reduction of facial fracture

Includes: internal fixation

Code also any synchronous:

bone graft [\(76.91\)](#)synthetic implant [\(76.92\)](#)*Excludes: that of nasal bones [\(21.71-21.72\)](#)***76.70 Reduction of facial fracture, not otherwise specified****76.71 Closed reduction of malar and zygomatic fracture****76.72 Open reduction of malar and zygomatic fracture****76.73 Closed reduction of maxillary fracture****76.74 Open reduction of maxillary fracture****76.75 Closed reduction of mandibular fracture****76.76 Open reduction of mandibular fracture****76.77 Open reduction of alveolar fracture**

Reduction of alveolar fracture with stabilization of teeth

76.78 Other closed reduction of facial fracture

Closed reduction of orbital fracture

*Excludes: nasal bone [\(21.71\)](#)***76.79 Other open reduction of facial fracture**

Open reduction of orbit rim or wall

Excludes: nasal bone [\(21.72\)](#)

New code



Revised code

4th digit required

76.9 Other operations on facial bones and joints

76.91 Bone graft to facial bone

- Autogenous graft to facial bone
- Bone bank graft to facial bone
- Heterogenous graft to facial bone

76.92 Insertion of synthetic implant in facial bone

- Alloplastic implant to facial bone

76.93 Closed reduction of temporomandibular dislocation

76.94 Open reduction of temporomandibular dislocation

76.95 Other manipulation of temporomandibular joint

76.96 Injection of therapeutic substance into temporomandibular joint

76.97 Removal of internal fixation device from facial bone

Excludes: removal of:

- dental wiring ([97.33](#))
- external mandibular fixation device NEC ([97.36](#))

76.99 Other

77 Incision, excision, and division of other bones

Excludes: laminectomy for decompression ([03.09](#))

operations on:

- accessory sinuses ([22.00-22.9](#))
- ear ossicles ([19.0-19.55](#))
- facial bones ([76.01-76.99](#))
- joint structures ([80.00-81.99](#))
- mastoid ([19.9-20.99](#))
- nasal bones ([21.00-21.99](#))
- skull ([01.01-02.99](#))

The following fourth-digit subclassification is for use with appropriate categories in section 77 to identify the site. Valid fourth-digit categories are in brackets under each code.

- | | |
|---|--|
| 0 | unspecified site |
| 1 | scapula, clavicle, and thorax [ribs and sternum] |
| 2 | humerus |
| 3 | radius and ulna |
| 4 | carpals and metacarpals |
| 5 | femur |
| 6 | patella |
| 7 | tibia and fibula |
| 8 | tarsals and metatarsals |
| 9 | other |
| | Pelvic bones |
| | Phalanges (of foot) (of hand) |
| | Vertebrae |

77.0 Sequestrectomy ⁴

[\[0-9\]](#)

77.1 Other incision of bone without division 4

[0-9] Reopening of osteotomy site

*Excludes: aspiration of bone marrow (41.31, 41.91)
removal of internal fixation device (78.60-78.69)*

77.2 Wedge osteotomy 4

[0-9] *Excludes: that for hallux valgus (77.51)*

77.3 Other division of bone 4

[0-9] Osteoarthrotomy

*Excludes: clavicotomy of fetus (73.8)
laminotomy or incision of vertebra (03.01-03.09)
pubiotomy to assist delivery (73.94)
sternotomy incidental to thoracic operation --omit code*

77.4 Biopsy of bone 4

[0-9]

77.5 Excision and repair of bunion and other toe deformities

77.51 Bunionectomy with soft tissue correction and osteotomy of the first metatarsal

77.52 Bunionectomy with soft tissue correction and arthrodesis

77.53 Other bunionectomy with soft tissue correction

77.54 Excision or correction of bunionette

That with osteotomy

77.56 Repair of hammer toe

Fusion of hammer toe

Phalangectomy (partial) of hammer toe

Filleting of hammer toe

77.57 Repair of claw toe

Fusion of claw toe

Phalangectomy (partial) of claw toe

Capsulotomy of claw toe

Tendon lengthening of claw toe

77.58 Other excision, fusion and repair of toes

Cockup toe repair

Overlapping toe repair

That with use of prosthetic materials

77.59 Other bunionectomy

Resection of hallux valgus joint with insertion of prosthesis

77.6 Local excision of lesion or tissue of bone 4

[0-9] *Excludes: biopsy of bone (77.40-77.49)*

debridement of compound fracture (79.60-79.69)

77.7 Excision of bone for graft 4

[0-9]

77.8 Other partial ostectomy ⁴

[0-9] Condylectomy

Excludes: amputation ([84.00-84.19](#), [84.91](#))
 arthrectomy ([80.90-80.99](#))
 excision of bone ends associated with:
 arthrodesis ([81.00-81.39](#), [81.62-81.66](#))
 arthroplasty ([81.40-81.59](#), [81.71-81.85](#))
 excision of cartilage ([80.5-80.6](#), [80.80-80.99](#))
 excision of head of femur with synchronous replacement
 ([00.70-00.73](#), [81.51-81.53](#))
 hemilaminectomy ([03.01-03.09](#))
 laminectomy ([03.01-03.09](#))
 ostectomy for hallux valgus ([77.51-77.59](#))
 partial amputation:
 finger ([84.01](#))
 thumb ([84.02](#))
 toe ([84.11](#))
 resection of ribs incidental to thoracic operation --omit code
 that incidental to other operation --omit code

77.9 Total ostectomy ⁴

[0-9] *Excludes:* amputation of limb ([84.00-84.19](#), [84.91](#))
 that incidental to other operation --omit code

78 Other operations on bones, except facial bones

Excludes: operations on:
 accessory sinuses ([22.00-22.9](#))
 facial bones ([76.01-76.99](#))
 joint structures ([80.00-81.99](#))
 nasal bones ([21.00-21.99](#))
 skull ([01.01-02.99](#))

The following fourth-digit subclassification is for use with categories in section 78 to identify the site. Valid fourth- digit categories are in [brackets] under each code.

0	unspecified site
1	scapula, clavicle, and thorax [ribs and sternum]
2	humerus
3	radius and ulna
4	carpals and metacarpals
5	femur
6	patella
7	tibia and fibula
8	tarsals and metatarsals
9	other
	Pelvic bones
	Phalanges (of foot) (of hand)
	Vertebrae

78.0 Bone graft 4[\[0-9\]](#)

Bone:

- bank graft
- graft (autogenous) (heterogenous)

That with debridement of bone graft site (removal of sclerosed, fibrous or necrotic bone or tissue)

Transplantation of bone

Code also any excision of bone for graft ([77.70-77.79](#))

Excludes: that for bone lengthening ([78.30-78.39](#))

78.1 Application of external fixator device 4[\[0-9\]](#)

Fixator with insertion of pins/wires/screws into bone

Code also any type of fixator device, if known (84.71-84.73)

Excludes: other immobilization, pressure, and attention to wound ([93.51-93.59](#))

78.2 Limb shortening procedures 4[\[0,2-5,7-9\]](#)

Epiphyseal stapling

Open epiphysiodesis

Percutaneous epiphysiodesis

Resection/osteotomy

78.3 Limb lengthening procedures 4[\[0,2-5,7-9\]](#)

Bone graft with or without internal fixation devices or osteotomy

Distraction technique with or without corticotomy/osteotomy

Code also any application of an external fixation device ([78.10-78.19](#))

78.4 Other repair or plastic operations on bone 4[\[0-9\]](#)

Other operation on bone NEC

Repair of malunion or nonunion fracture NEC

Excludes: application of external fixation device ([78.10-78.19](#))

limb lengthening procedures ([78.30-78.39](#))

limb shortening procedures ([78.20-78.29](#))

osteotomy ([77.3](#))

reconstruction of thumb ([82.61-82.69](#))

repair of pectus deformity ([34.74](#))

repair with bone graft ([78.00-78.09](#))

78.5 Internal fixation of bone without fracture reduction 4[\[0-9\]](#)

Internal fixation of bone (prophylactic)

Reinsertion of internal fixation device

Revision of displaced or broken fixation device

Excludes: arthroplasty and arthrodesis ([81.00-81.85](#))

bone graft ([78.00-78.09](#))

limb shortening procedures ([78.20-78.29](#))

that for fracture reduction ([79.10-79.19, 79.30-79.59](#))

insertion of sternal fixation device with rigid plates ([84.94](#))



78.6 Removal of implanted devices from bone 4

[\[0-9\]](#)

- External fixator device (invasive)
- Internal fixation device
- Removal of bone growth stimulator (invasive)
- Removal of internal limb lengthening device
- Removal of pedicle screw(s) used in spinal fusion

Excludes: removal of cast, splint, and traction device (Kirschner wire) (Steinmann pin) ([97.88](#))
 removal of skull tongs or halo traction device ([02.95](#))
 removal of posterior spinal motion preservation (facet replacement, pedicle-based dynamic stabilization, interspinous process) device(s) ([80.09](#))

78.7 Osteoclasts 4

[\[0-9\]](#)

78.8 Diagnostic procedures on bone, not elsewhere classified 4

[\[0-9\]](#)

Excludes: biopsy of bone ([77.40-77.49](#))
 magnetic resonance imaging ([88.94](#))
 microscopic examination of specimen from bone ([91.51-91.59](#))
 radioisotope scan ([92.14](#))
 skeletal x-ray ([87.21-87.29](#), [87.43](#), [88.21-88.33](#))
 thermography ([88.83](#))

78.9 Insertion of bone growth stimulator 4

[\[0-9\]](#)

- Insertion of:
 - bone stimulator (electrical) to aid bone healing
 - osteogenic electrodes for bone growth stimulation
 - totally implanted device (invasive)

Excludes: non-invasive (transcutaneous) (surface) stimulator ([99.86](#))

79 Reduction of fracture and dislocation

- Includes: application of cast or splint
 - reduction with insertion of traction device (Kirschner wire) (Steinmann pin)

Code also any:

- application of external fixator device ([78.10-78.19](#))
- type of fixator device, if known ([84.71-84.73](#))

Excludes: external fixation alone for immobilization of fracture ([93.51-93.56](#), [93.59](#))

internal fixation without reduction of fracture ([78.50-78.59](#))
 operations on:

- facial bones ([76.70-76.79](#))
- nasal bones ([21.71-21.72](#))
- orbit ([76.78-76.79](#))
- skull ([02.02](#))
- vertebrae ([03.53](#))

- removal of cast or splint ([97.88](#))
- replacement of cast or splint ([97.11-97.14](#))
- traction alone for reduction of fracture ([93.41-93.46](#))

The following fourth-digit subclassification is for use with appropriate

categories in section 79 to identify the site. Valid fourth-digit categories are in [brackets] under each code.

0	unspecified site
1	humerus
2	radius and ulna Arm NOS
3	carpals and metacarpals Hand NOS
4	phalanges of hand
5	femur
6	tibia and fibula Leg NOS
7	tarsals and metatarsals Foot NOS
8	phalanges of foot
9	other specified bone

79.0 Closed reduction of fracture without internal fixation ⁴

[0-9] *Excludes:* that for separation of epiphysis ([79.40-79.49](#))

79.1 Closed reduction of fracture with internal fixation ⁴

[0-9] *Excludes:* that for separation of epiphysis ([79.40-79.49](#))

79.2 Open reduction of fracture without internal fixation ⁴

[0-9] *Excludes:* that for separation of epiphysis ([79.50-79.59](#))

79.3 Open reduction of fracture with internal fixation ⁴

[0-9] *Excludes:* that for separation of epiphysis ([79.50-79.59](#))

79.4 Closed reduction of separated epiphysis ⁴

[0-2,5,6,9] Reduction with or without internal fixation

79.5 Open reduction of separated epiphysis ⁴

[0-2,5,6,9] Reduction with or without internal fixation

79.6 Debridement of open fracture site ⁴

[0-9] Debridement of compound fracture

79.7 Closed reduction of dislocation

Includes: closed reduction (with external traction device)

Excludes: closed reduction of dislocation of temporomandibular joint ([76.93](#))

79.70 Closed reduction of dislocation of unspecified site

79.71 Closed reduction of dislocation of shoulder

79.72 Closed reduction of dislocation of elbow

79.73 Closed reduction of dislocation of wrist

79.74 Closed reduction of dislocation of hand and finger

79.75 Closed reduction of dislocation of hip

79.76 Closed reduction of dislocation of knee

79.77 Closed reduction of dislocation of ankle

79.78 Closed reduction of dislocation of foot and toe

79.79 Closed reduction of dislocation of other specified sites



79.8 Open reduction of dislocation

Includes: open reduction (with internal and external fixation devices)

Excludes: open reduction of dislocation of temporomandibular joint ([76.94](#))

79.80 Open reduction of dislocation of unspecified site

79.81 Open reduction of dislocation of shoulder

79.82 Open reduction of dislocation of elbow

79.83 Open reduction of dislocation of wrist

79.84 Open reduction of dislocation of hand and finger

79.85 Open reduction of dislocation of hip

79.86 Open reduction of dislocation of knee

79.87 Open reduction of dislocation of ankle

79.88 Open reduction of dislocation of foot and toe

79.89 Open reduction of dislocation of other specified sites

79.9 Unspecified operation on bone injury ⁴

[\[0-9\]](#)

80 Incision and excision of joint structures

Includes: operations on:

- capsule of joint
- cartilage
- condyle
- ligament
- meniscus
- synovial membrane

Excludes: cartilage of:

ear ([18.01-18.9](#))

nose ([21.00-21.99](#))

temporomandibular joint ([76.01-76.99](#))

The following fourth-digit subclassification is for use with appropriate categories in section 80 to identify the site:

- | | |
|---|-----------------------|
| 0 | unspecified site |
| 1 | shoulder |
| 2 | elbow |
| 3 | wrist |
| 4 | hand and finger |
| 5 | hip |
| 6 | knee |
| 7 | ankle |
| 8 | foot and toe |
| 9 | other specified sites |
| | Spine |

80.0 Arthrotomy for removal of prosthesis without replacement ⁴

[\[0-9\]](#)

Includes removal of posterior spinal motion preservation (dynamic stabilization, facet replacement, interspinous process) device(s)

Code also any:

insertion of (cement)(joint) (methylnmethacrylate) spacer ([84.56](#))

removal of (cement)(joint) (methylnmethacrylate) spacer ([84.57](#))

Excludes: removal of pedicle screws used in spinal fusion ([78.69](#))

80.1 Other arthrotomy ⁴

[\[0-9\]](#)

Arthrostomy

Excludes: that for:

arthrography ([88.32](#))

arthroscopy ([80.20-80.29](#))

injection of drug ([81.92](#))

operative approach --omit code

80.2 Arthroscopy ⁴

[\[0-9\]](#)

80.3 Biopsy of joint structure ⁴

[\[0-9\]](#)

Aspiration biopsy

80.4 Division of joint capsule, ligament, or cartilage ⁴

[\[0-9\]](#)

Goldner clubfoot release

Heyman-Herndon(-Strong) correction of metatarsus varus

Release of:

adherent or constrictive joint capsule

joint

ligament

Excludes: symphysiotomy to assist delivery ([73.94](#))

that for:

carpal tunnel syndrome ([04.43](#))

tarsal tunnel syndrome ([04.44](#))

80.5 Excision, destruction and other repair of intervertebral disc

80.50 Excision or destruction of intervertebral disc, unspecified

Unspecified as to excision or destruction

80.51 Excision of intervertebral disc

Discectomy

Removal of herniated nucleus pulposus

Level:

cervical

thoracic

lumbar (lumbosacral)

That by laminotomy or hemilaminectomy

That with decompression of spinal nerve root at same level

Requires additional code for any concomitant decompression of spinal nerve root at different level from excision site

Code also any concurrent spinal fusion ([81.00 - 81.09](#))

Code also any repair of the annulus fibrosus ([80.53-80.54](#))



Excludes: that for insertion of (non-fusion) spinal disc replacement device
[\(84.60 - 84.69\)](#)

that with corpectomy, (vertebral) [\(80.99\)](#)

intervertebral chemonucleolysis [\(80.52\)](#)

laminectomy for exploration of intraspinal canal [\(03.09\)](#)

laminotomy for decompression of spinal nerve root only [\(03.09\)](#)

80.52 Intervertebral chemonucleolysis

With aspiration of disc fragments

With diskography

Injection of proteolytic enzyme into intervertebral space
 (chymopapain)

Excludes: injection of anesthetic substance [\(03.91\)](#)

injection of other substances [\(03.92\)](#)

80.53 Repair of the annulus fibrosus with graft or prosthesis

Annular disc repair

Closure (sealing) of the annulus fibrosus defect

Includes:

microsurgical suture repair with fascial autograft

soft tissue re-approximation repair with tension bands

surgical mesh repair

Code also any:

application or administration of adhesion barrier substance, if
 performed [\(99.77\)](#)

intervertebral discectomy, if performed [\(80.51\)](#)

locally harvested fascia for graft [\(83.43\)](#)

80.54 Other and unspecified repair of the annulus fibrosus

Annular disc repair

Closure (sealing) of the annulus fibrosus defect

Microsurgical suture repair without fascial autograft

Percutaneous repair of the annulus fibrosus

Code also any:

application or administration of adhesion barrier substance, if
 performed [\(99.77\)](#)

intervertebral discectomy, if performed [\(80.51\)](#)

80.59 Other destruction of intervertebral disc

Destruction NEC

That by laser

80.6 Excision of semilunar cartilage of knee

Excision of meniscus of knee

80.7 Synovectomy ⁴

[\[0-9\]](#) Complete or partial resection of synovial membrane

Excludes: excision of Baker's cyst [\(83.39\)](#)

80.8 Other local excision or destruction of lesion of joint ⁴

[\[0-9\]](#)

80.9 Other excision of joint ⁴

[\[0-9\]](#) *Excludes: cheilectomy of joint* [\(77.80-77.89\)](#)

excision of bone ends [\(77.80-77.89\)](#)

81 Repair and plastic operations on joint structures

81.0 Spinal fusion

Note: Spinal fusion is classified by the anatomic portion (column) fused and the technique (approach) used to perform the fusion.

For the anterior column, the body (corpus) of adjacent vertebrae are fused (interbody fusion). The anterior column can be fused using an anterior, lateral, or posterior technique.

For the posterior column, posterior structures of adjacent vertebrae are fused (pedicle, lamina, facet, transverse process, or "gutter" fusion). A posterior column fusion can be performed using a posterior, posterolateral, or lateral transverse technique.

Includes: arthrodesis of spine with:
bone graft
internal fixation

Code also any insertion of interbody spinal fusion device ([84.51](#))

Code also any insertion of recombinant bone morphogenetic protein ([84.52](#))

Code also the total number of vertebrae fused ([81.62-81.64](#))

Code also any synchronous excision of (locally) harvested bone for graft ([77.70-77.79](#))

Excludes: correction of pseudarthrosis of spine ([81.30- 81.39](#))
refusion of spine ([81.30- 81.39](#))

81.00 Spinal fusion, not otherwise specified

81.01 Atlas-axis spinal fusion

Craniocervical fusion by anterior, transoral, or posterior technique
C1-C2 fusion by anterior, transoral, or posterior technique
Occiput C2 fusion by anterior, transoral, or posterior technique

81.02 Other cervical fusion of the anterior column, anterior technique [®]

Arthrodesis of C2 level or below:
anterior interbody fusion
anterolateral technique

81.03 Other cervical fusion of the posterior column, posterior technique [®]

Arthrodesis of C2 level or below, posterolateral technique

81.04 Dorsal and dorsolumbar fusion of the anterior column, anterior technique [®]

Arthrodesis of thoracic or thoracolumbar region:
anterior interbody fusion
anterolateral technique
Extracavitary technique

81.05 Dorsal and dorsolumbar fusion of the posterior column, posterior technique [®]

Arthrodesis of thoracic or thoracolumbar region, posterior technique

81.06 Lumbar and lumbosacral fusion of the anterior column, anterior technique [®]

Anterior lumbar interbody fusion (ALIF)

Arthrodesis of lumbar or lumbosacral region:

anterior interbody fusion

anterolateral technique

retroperitoneal

transperitoneal

Direct lateral interbody fusion {DLIF}


Extreme lateral interbody fusion [XLIF]

81.07 Lumbar and lumbosacral fusion of the posterior column, posterior technique 

Facet fusion

Posterolateral technique

Transverse process technique

81.08 Lumbar and lumbosacral fusion of the anterior column, posterior technique 

Arthrodesis of lumbar or lumbosacral region, posterior interbody fusion

Posterior lumbar interbody fusion (PLIF)

Transforaminal lumbar interbody fusion (TLIF)

Axial lumbar interbody fusion [AxialLIF]

81.1 Arthrodesis and arthroereisis of foot and ankle

Includes: arthrodesis of foot and ankle with:

bone graft

external fixation device

81.11 Ankle fusion

Tibiotalar fusion

81.12 Triple arthrodesis

Talus to calcaneus and calcaneus to cuboid and navicular

81.13 Subtalar fusion

Excludes: arthroereisis (81.18)

81.14 Midtarsal fusion

81.15 Tarsometatarsal fusion

81.16 Metatarsophalangeal fusion

81.17 Other fusion of foot

81.18 Subtalar joint arthroereisis

81.2 Arthrodesis of other joint

Includes: arthrodesis with:

bone graft

external fixation device

excision of bone ends and compression

81.20 Arthrodesis of unspecified joint

81.21 Arthrodesis of hip

81.22 Arthrodesis of knee

81.23 Arthrodesis of shoulder

81.24 Arthrodesis of elbow

- 81.25** Carporadial fusion
- 81.26** Metacarpocarpal fusion
- 81.27** Metacarpophalangeal fusion
- 81.28** Interphalangeal fusion
- 81.29** Arthrodesis of other specified joints

81.3 Refusion of spine

Note: Spine fusion is classified by the anatomic portion (column) fused and the *technique* (approach) used to perform the fusion.

For the anterior column, the body (corpus) of adjacent vertebrae are fused (interbody fusion). The anterior column can be fused using an anterior, lateral, or posterior technique.

For the posterior column, posterior structures of adjacent vertebrae are fused (pedicle, lamina, facet, transverse process, or "gutter" fusion). A posterior column fusion can be performed using a posterior, posterolateral, or lateral transverse technique.

Includes: arthrodesis of spine with:
 bone graft
 internal fixation
 correction of pseudarthrosis of spine

Code also any insertion of interbody spinal fusion device ([84.51](#))

Code also any insertion of recombinant bone morphogenetic protein ([84.52](#))

Code also the total number of vertebrae fused ([81.62-81.64](#))

Code also any synchronous excision of (locally) harvested bone for graft ([77.70-77.79](#))

81.30 Refusion of spine, not otherwise specified

81.31 Refusion of atlas-axis spine

Craniocervical fusion by anterior, transoral, or posterior technique
 C1-C2 fusion by anterior, transoral, or posterior technique
 Occiput C2 fusion by anterior, transoral, or posterior technique

81.32 Refusion of other cervical spine, **anterior coulmun**, anterior technique [®]


Arthrodesis of C2 level or below:
 anterior interbody **fusion**
 anterolateral technique

81.33 Refusion of other cervical spine, **posterior column**, posterior technique [®]


Anterior lumbar interbody fusion (ALIF)
 Arthrodesis of C2 level or below

81.34 Refusion of dorsal and dorsolumbar spine, **anterior column**, anterior technique [®]

Arthrodesis of thoracic or thoracolumbar region:
 anterior interbody **fusion**
 anterolateral technique
 Extracavitary technique


81.35 Refusion of dorsal and dorsolumbar spine, posterior column, posterior technique 

Arthrodesis of thoracic or thoracolumbar region, posterolateral technique

81.36 Refusion of lumbar and lumbosacral spine, anterior column, anterior technique 

Arthrodesis of lumbar or lumbosacral region:
 anterior interbody fusion
 anterolateral technique
 retroperitoneal
 transperitoneal

Direct lateral interbody fusion {DLIF}
 Extreme lateral interbody fusion [XLIF]

81.37 Refusion of lumbar and lumbosacral spine, posterior column, posterior technique 

Facet fusion
 Posterolateral technique
 Transverse process technique

81.38 Refusion of lumbar and lumbosacral spine, anterior column, posterior technique 

Arthrodesis of lumbar or lumbosacral region, posterior interbody fusion

Axial lumbar interbody fusion [AxialLIF]
 Posterior lumbar interbody fusion (PLIF)
 Transforaminal lumbar interbody fusion (TLIF)

81.39 Refusion of spine, not elsewhere classified

81.4 Other repair of joint of lower extremity

Includes: arthroplasty of lower extremity with:
 external traction or fixation
 graft of bone (chips) or cartilage
 internal fixation device

81.40 Repair of hip, not elsewhere classified

81.42 Five-in-one repair of knee

Medial meniscectomy, medial collateral ligament repair, vastus medialis advancement, semitendinosus advancement, and pes anserinus transfer

81.43 Triad knee repair

Medial meniscectomy with repair of the anterior cruciate ligament and the medial collateral ligament
 O'Donoghue procedure

81.44 Patellar stabilization

Roux-Goldthwait operation for recurrent dislocation of patella

81.45 Other repair of the cruciate ligaments

81.46 Other repair of the collateral ligaments

81.47 Other repair of knee

81.49 Other repair of ankle

81.5 Joint replacement of lower extremity

Includes: arthroplasty of lower extremity with:
 external traction or fixation
 graft of bone (chips) or cartilage
 internal fixation device or prosthesis

Note: Removal of prior prosthesis --omit code

81.51 Total hip replacement

Replacement of both femoral head and acetabulum by prosthesis
 Total reconstruction of hip
 Code also any type of bearing surface, if known ([00.74-00.77](#))

81.52 Partial hip replacement

Bipolar endoprosthesis
 Code also any type of bearing surface, if known ([00.74-00.77](#))

81.53 Revision of hip replacement, not otherwise specified

Revision of hip replacement, not specified as to component(s)
 replaced, (acetabular, femoral or both)

Code also any:

removal of (cement)(joint) spacer ([84.57](#))
 type of bearing surface, if known ([00.74-00.77](#))

Excludes: revision of hip replacement, components specified
 ([00.70-00.73](#))

81.54 Total knee replacement

Bicompartmental
 Tricompartmental
 Unicompartmental (hemijoint)
 Partial knee replacement

81.55 Revision of knee replacement, not otherwise specified

Code also any removal of (cement) spacer ([84.57](#))

Excludes: arthrodesis of knee ([81.22](#))
 revision of knee replacement, components specified
 ([00.80-00.84](#))

81.56 Total ankle replacement**81.57 Replacement of joint of foot and toe****81.59 Revision of joint replacement of lower extremity, not elsewhere classified****81.6 Other procedures on spine**

Note: Number of vertebrae

The vertebral spine consists of 25 vertebrae in the following order and number:

Cervical: C1 (atlas), C2 (axis), C3, C4, C5, C6, C7

Thoracic or Dorsal: T1, T2, T3, T4, T5, T6, T7, T8, T9, T10, T11, T12

Lumbar and Sacral: L1, L2, L3, L4, L5, S1

Coders should report only one code from the series [81.62 or 81.63 or 81.64](#) to show the total number of vertebrae fused on the patient.

Code also the level and approach of the fusion or refusion ([81.00-81.08](#), [81.30-81.39](#))



81.62 Fusion or refusion of 2-3 vertebrae

81.63 Fusion or refusion of 4- 8 vertebrae

81.64 Fusion or refusion of 9 or more vertebrae

81.65 Percutaneous vertebroplasty

Injection of bone void filler (cement) (polymethylmethacrylate) (PMMA) into the diseased or fractured vertebral body

Excludes: kyphoplasty (81.66)

percutaneous vertebral augmentation (81.66)

81.66 Percutaneous vertebral augmentation

Insertion of inflatable balloon, bone tamp, or other device displacing (removing) (compacting) bone to create a space (cavity) (void) prior to injection of bone void filler (cement)(polymethylmethacrylate) (PMMA) or other substance

Arcuoplasty

Kyphoplasty

SKyphoplasty

Spineoplasty

Excludes: percutaneous vertebroplasty (81.65)

81.7 Arthroplasty and repair of hand, fingers and wrist

Includes: arthroplasty of hand and finger with:

external traction or fixation

graft of bone (chips) or cartilage

internal fixation device or prosthesis

Excludes: operations on muscle, tendon and fascia of hand (82.01-82.99)

81.71 Arthroplasty of metacarpophalangeal and interphalangeal joint with implant

81.72 Arthroplasty of metacarpophalangeal and interphalangeal joint without implant

81.73 Total wrist replacement

81.74 Arthroplasty of carpocarpal or carpometacarpal joint with implant

81.75 Arthroplasty of carpocarpal or carpometacarpal joint without implant

81.79 Other repair of hand, fingers and wrist

81.8 Arthroplasty and repair of shoulder and elbow

Includes: arthroplasty of upper limb NEC with:

external traction or fixation

graft of bone (chips) or cartilage

internal fixation device or prosthesis

81.80 Other total shoulder replacement ®

Excludes: reverse total shoulder replacement (81.88)

81.81 Partial shoulder replacement

81.82 Repair of recurrent dislocation of shoulder

81.83 Other repair of shoulder

81.84 Total elbow replacement

Partial elbow replacement

81.85 Other repair of elbow

81.88 Reverse total shoulder replacement 

Reverse ball-and-socket of the shoulder

Excludes: conversion of prior (failed) total shoulder replacement (arthroplasty) to reverse total shoulder replacement (81.97)

81.9 Other operations on joint structures

81.91 Arthrocentesis

Joint aspiration

Excludes: that for:

arthrography (88.32)

biopsy of joint structure (80.30-80.39)

injection of drug (81.92)

81.92 Injection of therapeutic substance into joint or ligament

81.93 Suture of capsule or ligament of upper extremity

Excludes: that associated with arthroplasty (81.71-81.75, 81.80-81.81, 81.84)

81.94 Suture of capsule or ligament of ankle and foot

Excludes: that associated with arthroplasty (81.56-81.59)

81.95 Suture of capsule or ligament of other lower extremity

Excludes: that associated with arthroplasty (81.51-81.55, 81.59)

81.96 Other repair of joint

81.97 Revision of joint replacement of upper extremity

Partial

Removal of cement spacer

Total

Revision of arthroplasty of shoulder

81.98 Other diagnostic procedures on joint structures

Excludes: arthroscopy (80.20-80.29)

biopsy of joint structure (80.30-80.39)

microscopic examination of specimen from joint (91.51-91.59)

thermography (88.83)

x-ray (87.21-87.29, 88.21-88.33)

81.99 Other

82 Operations on muscle, tendon, and fascia of hand

Includes: operations on:

aponeurosis

synovial membrane (tendon sheath)

tendon sheath

82.0 Incision of muscle, tendon, fascia, and bursa of hand

82.01 Exploration of tendon sheath of hand

Incision of tendon sheath of hand

Removal of rice bodies in tendon sheath of hand

Excludes: division of tendon (82.11)

82.02 Myotomy of hand

Excludes: myotomy for division ([82.19](#))

82.03 Bursotomy of hand

82.04 Incision and drainage of palmar or thenar space

82.09 Other incision of soft tissue of hand

Excludes: incision of skin an subcutaneous tissue alone ([86.01-86.09](#))

82.1 Division of muscle, tendon, and fascia of hand

82.11 Tenotomy of hand

Division of tendon of hand

82.12 Fasciotomy of hand

Division of fascia of hand

82.19 Other division of soft tissue of hand

Division of muscle of hand

82.2 Excision of lesion of muscle, tendon, and fascia of hand

82.21 Excision of lesion of tendon sheath of hand

Ganglionectomy of tendon sheath (wrist)

82.22 Excision of lesion of muscle of hand

82.29 Excision of other lesion of soft tissue of hand

Excludes: excision of lesion of skin and subcutaneous tissue ([86.21-86.3](#))

82.3 Other excision of soft tissue of hand

Code also any skin graft ([86.61-86.62](#), [86.73](#))

Excludes: excision of skin and subcutaneous tissue ([86.21-86.3](#))

82.31 Bursectomy of hand

82.32 Excision of tendon of hand for graft

82.33 Other tenonectomy of hand

Tenosynovectomy of hand

Excludes: excision of lesion of:
tendon ([82.29](#))
sheath ([82.21](#))

82.34 Excision of muscle or fascia of hand for graft

82.35 Other fasciectomy of hand

Release of Dupuytren's contracture

Excludes: excision of lesion of fascia ([82.29](#))

82.36 Other myectomy of hand

Excludes: excision of lesion of muscle ([82.22](#))

82.39 Other excision of soft tissue of hand

Excludes: excision of skin ([86.21-86.3](#))
excision of soft tissue lesion ([82.29](#))

82.4 Suture of muscle, tendon, and fascia of hand

82.41 Suture of tendon sheath of hand

82.42 Delayed suture of flexor tendon of hand

82.43 Delayed suture of other tendon of hand

82.44 Other suture of flexor tendon of hand

Excludes: delayed suture of flexor tendon of hand ([82.42](#))

82.45 Other suture of other tendon of hand

Excludes: delayed suture of other tendon of hand ([82.43](#))

82.46 Suture of muscle or fascia of hand

82.5 Transplantation of muscle and tendon of hand

82.51 Advancement of tendon of hand

82.52 Recession of tendon of hand

82.53 Reattachment of tendon of hand

82.54 Reattachment of muscle of hand

82.55 Other change in hand muscle or tendon length

82.56 Other hand tendon transfer or transplantation

Excludes: pollicization of thumb ([82.61](#))
transfer of finger, except thumb ([82.81](#))

82.57 Other hand tendon transposition

82.58 Other hand muscle transfer or transplantation

82.59 Other hand muscle transposition

82.6 Reconstruction of thumb

Includes: digital transfer to act as thumb

Code also any amputation for digital transfer ([84.01](#), [84.11](#))

82.61 Pollicization operation carrying over nerves and blood supply

82.69 Other reconstruction of thumb

"Cocked-hat" procedure [skin flap and bone]

Grafts:

bone to thumb

skin (pedicle) to thumb

82.7 Plastic operation on hand with graft or implant

82.71 Tendon pulley reconstruction

Reconstruction for opponensplasty

82.72 Plastic operation on hand with graft of muscle or fascia

82.79 Plastic operation on hand with other graft or implant

Tendon graft to hand

82.8 Other plastic operations on hand

82.81 Transfer of finger, except thumb

Excludes: pollicization of thumb ([82.61](#))

82.82 Repair of cleft hand

82.83 Repair of macrodactyly

82.84 Repair of mallet finger



82.85 Other tenodesis of hand
Tendon fixation of hand NOS

82.86 Other tenoplasty of hand
Myotenoplasty of hand

82.89 Other plastic operations on hand
Plication of fascia
Repair of fascial hernia

Excludes: that with graft or implant ([82.71-82.79](#))

82.9 Other operations on muscle, tendon, and fascia of hand

Excludes: diagnostic procedures on soft tissue of hand ([83.21-83.29](#))

82.91 Lysis of adhesions of hand
Freeing of adhesions of fascia, muscle, and tendon of hand

Excludes: decompression of carpal tunnel ([04.43](#))
that by stretching or manipulation only ([93.26](#))

82.92 Aspiration of bursa of hand

82.93 Aspiration of other soft tissue of hand

Excludes: skin and subcutaneous tissue ([86.01](#))

82.94 Injection of therapeutic substance into bursa of hand

82.95 Injection of therapeutic substance into tendon of hand

82.96 Other injection of locally-acting therapeutic substance into soft tissue of hand

Excludes: subcutaneous or intramuscular injection ([99.11-99.29](#))

82.99 Other operations on muscle, tendon, and fascia of hand

83 Operations on muscle, tendon, fascia, and bursa, except hand

Includes: operations on:
aponeurosis
synovial membrane of bursa and tendon sheaths
tendon sheaths

Excludes: diaphragm ([34.81-34.89](#))
hand ([82.01-82.99](#))
muscles of eye ([15.01-15.9](#))

83.0 Incision of muscle, tendon, fascia, and bursa

83.01 Exploration of tendon sheath
Incision of tendon sheath
Removal of rice bodies from tendon sheath

83.02 Myotomy
Excludes: cricopharyngeal myotomy ([29.31](#))

83.03 Bursotomy
Removal of calcareous deposit of bursa
Excludes: aspiration of burs (percutaneous) ([83.94](#))

83.09 Other incision of soft tissue

Incision of fascia

Excludes: incision of skin an subcutaneous tissue alone ([86.01-86.09](#))

83.1 Division of muscle, tendon, and fascia

83.11 Achillototomy

83.12 Adductor tenotomy of hip

83.13 Other tenotomy

Aponeurotomy

Division of tendon

Tendon release

Tendon transection

Tenotomy for thoracic outlet decompression

83.14 Fasciotomy

Division of fascia

Division of iliotibial band

Fascia stripping

Release of Volkmann's contracture by fasciotomy

83.19 Other division of soft tissue

Division of muscle

Muscle release

Myotomy for thoracic outlet decompression

Myotomy with division

Scalenotomy

Transection of muscle

83.2 Diagnostic procedures on muscle, tendon, fascia, and bursa, including that of hand

83.21 Open biopsy of soft tissue 

Excludes: biopsy of chest wall ([34.23](#))

closed biopsy of skin and subcutaneous tissue ([86.11](#))

83.29 Other diagnostic procedures on muscle, tendon, fascia, and bursa, including that of hand

Excludes: microscopic examination of specimen ([91.51-91.59](#))

soft tissue x-ray ([87.09](#), [87.38-87.39](#), [88.09](#), [88.35](#), [88.37](#))

thermography of muscle ([88.84](#))

83.3 Excision of lesion of muscle, tendon, fascia, and bursa

Excludes: biopsy of soft tissue ([83.21](#))

83.31 Excision of lesion of tendon sheath

Excision of ganglion of tendon sheath, except of hand

83.32 Excision of lesion of muscle

Excision of:

heterotopic bone

muscle scar for release of Volkmann's contracture

myositis ossificans

83.39 Excision of lesion of other soft tissue

Excision of Baker's cyst



Excludes: bursectomy [\(83.5\)](#)
 excision of lesion of skin and subcutaneous tissue [\(86.3\)](#)
 synovectomy [\(80.70-80.79\)](#)

83.4 Other excision of muscle, tendon, and fascia

- 83.41** Excision of tendon for graft
- 83.42** Other tenonectomy
 Excision of:
 aponeurosis
 tendon sheath
 Tenosynovectomy
- 83.43** Excision of muscle or fascia for graft
- 83.44** Other fasciectomy
- 83.45** Other myectomy
 Debridement of muscle NOS
 Scaleneotomy
- 83.49** Other excision of soft tissue

83.5 Bursectomy

83.6 Suture of muscle, tendon, and fascia

- 83.61** Suture of tendon sheath
- 83.62** Delayed suture of tendon
- 83.63** Rotator cuff repair
- 83.64** Other suture of tendon
 Achillorrhaphy
 Aponeurorrhaphy
Excludes: delayed suture of tendon [\(83.62\)](#)
- 83.65** Other suture of muscle or fascia
 Repair of diastasis recti

83.7 Reconstruction of muscle and tendon

- Excludes:* reconstruction of muscle and tendon associated with arthroplasty
- 83.71** Advancement of tendon
 - 83.72** Recession of tendon
 - 83.73** Reattachment of tendon
 - 83.74** Reattachment of muscle
 - 83.75** Tendon transfer or transplantation
 - 83.76** Other tendon transposition
 - 83.77** Muscle transfer or transplantation
 Release of Volkmann's contracture by muscle transplantation
 - 83.79** Other muscle transposition

83.8 Other plastic operations on muscle, tendon, and fascia

Excludes: plastic operations on muscle, tendon, and fascia associated with arthroplasty

- 83.81** Tendon graft

- 83.82** Graft of muscle or fascia
- 83.83** Tendon pulley reconstruction
- 83.84** Release of clubfoot, not elsewhere classified
Evans operation on clubfoot
- 83.85** Other change in muscle or tendon length
Hamstring lengthening
Heel cord shortening
Plastic achillotenotomy
Tendon plication
- 83.86** Quadricepsplasty
- 83.87** Other plastic operations on muscle
Musculoplasty
Myoplasty
- 83.88** Other plastic operations on tendon
Myotenoplasty
Tendon fixation
Tenodesis
Tenoplasty
- 83.89** Other plastic operations on fascia
Fascia lengthening
Fascioplasty
Plication of fascia

83.9 Other operations on muscle, tendon, fascia, and bursa

Excludes: nonoperative:

manipulation (93.25-93.29)

stretching (93.27-93.29)

- 83.91** Lysis of adhesions of muscle, tendon, fascia, and bursa
Excludes: that for tarsal tunnel syndrome (04.44)
- 83.92** Insertion or replacement of skeletal muscle stimulator
Implantation, insertion, placement, or replacement of skeletal muscle:
electrodes
stimulator
- 83.93** Removal of skeletal muscle stimulator
- 83.94** Aspiration of bursa
- 83.95** Aspiration of other soft tissue
Excludes: that of skin and subcutaneous tissue (86.01)
- 83.96** Injection of therapeutic substance into bursa
- 83.97** Injection of therapeutic substance into tendon
- 83.98** Injection of locally-acting therapeutic substance into other soft tissue
Excludes: subcutaneous or intramuscular injection (99.11-99.29)
- 83.99** Other operations on muscle, tendon, fascia, and bursa
Suture of bursa



84 Other procedures on musculoskeletal system

84.0 Amputation of upper limb

Excludes: revision of amputation stump (84.3)

84.00 Upper limb amputation, not otherwise specified

- Closed flap amputation of upper limb NOS
- Kineplastic amputation of upper limb NOS
- Open or guillotine amputation of upper limb NOS
- Revision of current traumatic amputation of upper limb NOS

84.01 Amputation and disarticulation of finger

Excludes: ligation of supernumerary finger (86.26)

84.02 Amputation and disarticulation of thumb

84.03 Amputation through hand

- Amputation through carpals

84.04 Disarticulation of wrist

84.05 Amputation through forearm

- Forearm amputation

84.06 Disarticulation of elbow

84.07 Amputation through humerus

- Upper arm amputation

84.08 Disarticulation of shoulder

84.09 Interthoracoscapular amputation

- Forequarter amputation

84.1 Amputation of lower limb

Excludes: revision of amputation stump (84.3)

84.10 Lower limb amputation, not otherwise specified

- Closed flap amputation of lower limb NOS
- Kineplastic amputation of lower limb NOS
- Open or guillotine amputation of lower limb NOS
- Revision of current traumatic amputation of lower limb NOS

84.11 Amputation of toe

- Amputation through metatarsophalangeal joint
- Disarticulation of toe
- Metatarsal head amputation
- Ray amputation of foot (disarticulation of the metatarsal head of the toe extending across the forefoot just proximal to the metatarsophalangeal crease)

Excludes: ligation of supernumerary toe (86.26)

84.12 Amputation through foot

- Amputation of forefoot
- Amputation through middle of foot
- Chopart's amputation
- Midtarsal amputation
- Transmetatarsal amputation (amputation of the forefoot, including all the toes)

Excludes: Ray amputation of foot (84.11)

- 84.13 Disarticulation of ankle**
- 84.14 Amputation of ankle through malleoli of tibia and fibula**
- 84.15 Other amputation below knee**
Amputation of leg through tibia and fibula NOS
- 84.16 Disarticulation of knee**
Batch, Spittler, and McFaddin amputation
Mazet amputation
S.P. Roger's amputation
- 84.17 Amputation above knee**
Amputation of leg through femur
Amputation of thigh
Conversion of below-knee amputation into above-knee amputation
Supracondylar above-knee amputation
- 84.18 Disarticulation of hip**
- 84.19 Abdominopelvic amputation**
Hemipelvectomy
Hindquarter amputation

84.2 Reattachment of extremity

- 84.21 Thumb reattachment**
- 84.22 Finger reattachment**
- 84.23 Forearm, wrist, or hand reattachment**
- 84.24 Upper arm reattachment**
Reattachment of arm NOS
- 84.25 Toe reattachment**
- 84.26 Foot reattachment**
- 84.27 Lower leg or ankle reattachment**
Reattachment of leg NOS
- 84.28 Thigh reattachment**
- 84.29 Other reattachment**

84.3 Revision of amputation stump

- Reamputation of stump
- Secondary closure of stump
- Trimming of stump

Excludes: revision of current traumatic amputation [revision by further amputation of current injury] ([84.00-84.19](#), [84.91](#))

84.4 Implantation or fitting of prosthetic limb device

- 84.40 Implantation or fitting of prosthetic limb device, not otherwise specified**
- 84.41 Fitting of prosthesis of upper arm and shoulder**
- 84.42 Fitting of prosthesis of lower arm and hand**
- 84.43 Fitting of prosthesis of arm, not otherwise specified**
- 84.44 Implantation of prosthetic device of arm**
- 84.45 Fitting of prosthesis above knee**

- 84.46 Fitting of prosthesis below knee
- 84.47 Fitting of prosthesis of leg, not otherwise specified
- 84.48 Implantation of prosthetic device of leg

84.5 Implantation of other musculoskeletal devices and substances

*Excludes: insertion of (non-fusion) spinal disc replacement device
(84.60 - 84.69)*

- 84.51 **Insertion of interbody spinal fusion device**
Insertion of: cages (carbon, ceramic, metal, plastic or titanium)
interbody fusion cage
synthetic cages or spacers
threaded bone dowels
Code also refusion of spine (81.30 - 81.39)
Code also spinal fusion (81.00 - 81.08)

- 84.52 **Insertion of recombinant bone morphogenetic protein**
rhBMP
That via collagen sponge, coral, ceramic and other carriers
Code also primary procedure performed:
fracture repair (79.00-79.99)
spinal fusion (81.00 - 81.08)
spinal refusion (81.30 - 81.39)

- 84.53 **Implantation of internal limb lengthening device with kinetic distraction**
Code also limb lengthening procedure (78.30 - 78.39)

- 84.54 **Implantation of other internal limb lengthening device**
Implantation of internal limb lengthening device, Not Otherwise Specified (NOS)
Code also limb lengthening procedure (78.30 - 78.39)

- 84.55 **Insertion of bone void filler**
Insertion of:
acrylic cement (PMMA)
bone void cement
calcium based bone void filler
polymethylmethacrylate (PMMA)
*Excludes: that with percutaneous vertebral augmentation (81.66)
that with percutaneous vertebroplasty (81.65)*

- 84.56 **Insertion or replacement of (cement) spacer**
Insertion or replacement of joint (methylmethacrylate) spacer

- 84.57 **Removal of (cement) spacer**
Removal of joint (methylmethacrylate) spacer

- 84.59 **Insertion of other spinal devices**
*Excludes: initial insertion of pedicle screws with spinal fusion --omit code
insertion of facet replacement device(s) (84.84)
insertion of interspinous process device(s) (84.80)
insertion of pedicle-based dynamic stabilization device(s)
(84.82)*

84.6 Replacement of spinal disc

Includes: non-fusion arthroplasty of the spine with insertion of artificial disc prosthesis

84.60 Insertion of spinal disc prosthesis, not otherwise specified

Replacement of spinal disc, NOS

Includes: discectomy (discectomy)

84.61 Insertion of partial spinal disc prosthesis, cervical

Nuclear replacement device, cervical

Partial artificial disc prosthesis (flexible), cervical

Replacement of nuclear disc (nucleus pulposus), cervical

Includes: discectomy (discectomy)

84.62 Insertion of total spinal disc prosthesis, cervical

Replacement of cervical spinal disc, NOS

Replacement of total spinal disc, cervical

Total artificial disc prosthesis (flexible), cervical

Includes: discectomy (discectomy)

84.63 Insertion of spinal disc prosthesis, thoracic

Artificial disc prosthesis (flexible), thoracic

Replacement of thoracic spinal disc, partial or total

Includes: discectomy (discectomy)

84.64 Insertion of partial spinal disc prosthesis, lumbosacral

Nuclear replacement device, lumbar

Partial artificial disc prosthesis (flexible), lumbar

Replacement of nuclear disc (nucleus pulposus), lumbar

Includes: discectomy (discectomy)

84.65 Insertion of total spinal disc prosthesis, lumbosacral

Replacement of lumbar spinal disc, NOS

Replacement of total spinal disc, lumbar

Total artificial disc prosthesis (flexible), lumbar

Includes: discectomy (discectomy)

84.66 Revision or replacement of artificial spinal disc prosthesis, cervical

Removal of (partial) (total) spinal disc prosthesis with synchronous insertion of new (partial) (total) spinal disc prosthesis, cervical

Repair of previously inserted spinal disc prosthesis, cervical

84.67 Revision or replacement of artificial spinal disc prosthesis, thoracic

Removal of (partial) (total) spinal disc prosthesis with synchronous insertion of new (partial) (total) spinal disc prosthesis, thoracic

Repair of previously inserted spinal disc prosthesis, thoracic

84.68 Revision or replacement of artificial spinal disc prosthesis, lumbosacral

Removal of (partial) (total) spinal disc prosthesis with synchronous insertion of new (partial)(total) spinal disc prosthesis, lumbosacral

Repair of previously inserted spinal disc prosthesis, lumbosacral

84.69 Revision or replacement of artificial spinal disc prosthesis, not otherwise specified

Removal of (partial) (total) spinal disc prosthesis with synchronous

insertion of new (partial)(total) spinal disc prosthesis
 Repair of previously inserted spinal disc prosthesis

84.7 Adjunct codes for external fixator devices

Code also any primary procedure performed:
 application of external fixator device ([78.10](#), [78.12-78.13](#), [78.15](#),
[78.17-78.19](#))
 reduction of fracture and dislocation ([79.00-79.89](#))

84.71 Application of external fixator device, monoplanar system

Excludes: other hybrid device or system ([84.73](#))
 ring device or system ([84.72](#))

84.72 Application of external fixator device, ring system

Ilizarov type
 Sheffield type

Excludes: monoplanar device or system ([84.71](#))
 other hybrid device or system ([84.73](#))

84.73 Application of hybrid external fixator device

Computer (assisted) (dependent) external fixator device
 Hybrid system using both ring and monoplanar devices

Excludes: monoplanar device or system, when used alone ([84.71](#))
 ring device or system, when used alone ([84.72](#))

84.8 Insertion, replacement and revision of posterior spinal motion preservation device(s)

Dynamic spinal stabilization device(s)

Includes any synchronous facetectomy (partial, total) performed at the same level

Code also any synchronous surgical decompression (foraminotomy, laminectomy, laminotomy), if performed ([03.09](#))

Excludes: fusion of spine ([81.00 - 81.08](#), [81.30-81.39](#))
 insertion of artificial disc prosthesis ([84.60-84.69](#))
 insertion of interbody spinal fusion device ([84.51](#))

84.80 Insertion or replacement of interspinous process device(s)

Interspinous process decompression device(s)
 Interspinous process distraction device(s)

Excludes: insertion or replacement of facet replacement device ([84.84](#))
 insertion or replacement of pedicle-based dynamic stabilization device ([84.82](#))

84.81 Revision of interspinous process device(s)

Repair of previously inserted interspinous process device(s)

Excludes: revision of facet replacement device(s) ([84.85](#))
 revision of pedicle-based dynamic stabilization device ([84.83](#))

84.82 Insertion or replacement of pedicle-based dynamic stabilization device(s)

Excludes: initial insertion of pedicle screws with spinal fusion--omit code
 insertion or replacement of facet replacement device(s) ([84.84](#))

insertion or replacement of interspinous process device(s)

(84.80)

replacement of pedicle screws used in spinal fusion (78.59)

84.83 Revision of pedicle-based dynamic stabilization device(s)

Repair of previously inserted pedicle-based dynamic stabilization device(s)

Excludes: removal of pedicle screws used in spinal fusion (78.69)

replacement of pedicle screws used in spinal fusion (78.59)

revision of facet replacement device(s) (84.85)

revision of interspinous process device(s) (84.81)

84.84 Insertion or replacement of facet replacement device(s)

Facet arthroplasty

Excludes: initial insertion of pedicle screws with spinal fusion--omit code

insertion or replacement of interspinous process device(s)

(84.80)

insertion or replacement of pedicle-based dynamic

stabilization device(s) (84.82)

replacement of pedicle screws used in spinal fusion (78.59)

84.85 Revision of facet replacement device(s)

Repair of previously inserted facet replacement device(s)

Excludes: removal of pedicle screws used in spinal fusion (78.69)

replacement of pedicle screws used in spinal fusion(78.59)

revision of interspinous process device(s) (84.81)

revision of pedicle-based dynamic stabilization device(s)

(84.83)

84.9 Other operations on musculoskeletal system

Excludes: nonoperative manipulation (93.25-93.29)

84.91 Amputation, not otherwise specified

84.92 Separation of equal conjoined twins

84.93 Separation of unequal conjoined twins

Separation of conjoined twins NOS

84.94 Insertion of sternal fixation device with rigid plates

Excludes: insertion of sternal fixation device for internal fixation of fracture (79.39)

internal fixation of bone without fracture reduction (78.59)

84.99 Other



15. OPERATIONS ON THE INTEGUMENTARY SYSTEM (85-86)

85 Operations on the breast

Includes: operations on the skin and subcutaneous tissue of:
 breast female or male
 previous mastectomy site female or male
 revision of previous mastectomy site

85.0 Mastotomy

Incision of breast (skin)
 Mastotomy

Excludes: aspiration of breast ([85.91](#))
 removal of implant ([85.94](#))

85.1 Diagnostic procedures on breast

85.11 Closed [percutaneous] [needle] biopsy of breast

85.12 Open biopsy of breast

85.19 Other diagnostic procedures on breast

Excludes: mammary ductogram ([87.35](#))
 mammography NEC ([87.37](#))
 manual examination ([89.36](#))
 microscopic examination of specimen ([91.61-91.69](#))
 thermography ([88.85](#))
 ultrasonography ([88.73](#))
 xerography ([87.36](#))

85.2 Excision or destruction of breast tissue

Excludes: mastectomy ([85.41-85.48](#))
 reduction mammoplasty ([85.31-85.32](#))

85.20 Excision or destruction of breast tissue, not otherwise specified

Excludes: laser interstitial thermal therapy [LITT] of lesion or tissue of breast under guidance ([17.69](#))

85.21 Local excision of lesion of breast

Lumpectomy
 Removal of area of fibrosis from breast

Excludes: biopsy of breast ([85.11-85.12](#))

85.22 Resection of quadrant of breast

85.23 Subtotal mastectomy

Excludes: quadrant resection ([85.22](#))

85.24 Excision of ectopic breast tissue

Excision of accessory nipple

85.25 Excision of nipple

Excludes: excision of accessory nipple ([85.24](#))

85.3 Reduction mammoplasty and subcutaneous mammeectomy

- 85.31 Unilateral reduction mammoplasty**
 Unilateral:
 amputative mammoplasty
 size reduction mammoplasty
- 85.32 Bilateral reduction mammoplasty**
 Amputative mammoplasty
 Reduction mammoplasty (for gynecomastia)
- 85.33 Unilateral subcutaneous mammeectomy with synchronous implant**
Excludes: that without synchronous implant (85.34)
- 85.34 Other unilateral subcutaneous mammeectomy**
 Removal of breast tissue with preservation of skin and nipple
 Subcutaneous mammeectomy NOS
- 85.35 Bilateral subcutaneous mammeectomy with synchronous implant**
Excludes: that without synchronous implant (85.36)
- 85.36 Other bilateral subcutaneous mammeectomy**

85.4 Mastectomy

- 85.41 Unilateral simple mastectomy**
 Mastectomy:
 NOS
 complete
- 85.42 Bilateral simple mastectomy**
 Bilateral complete mastectomy
- 85.43 Unilateral extended simple mastectomy**
 Extended simple mastectomy NOS
 Modified radical mastectomy
 Simple mastectomy with excision of regional lymph nodes
- 85.44 Bilateral extended simple mastectomy**
- 85.45 Unilateral radical mastectomy**
 Excision of breast, pectoral muscles, and regional lymph nodes
 [axillary, clavicular, supraclavicular]
 Radical mastectomy NOS
- 85.46 Bilateral radical mastectomy**
- 85.47 Unilateral extended radical mastectomy**
 Excision of breast, muscles, and lymph nodes [axillary, clavicular,
 supraclavicular, internal mammary, and mediastinal]
 Extended radical mastectomy NOS
- 85.48 Bilateral extended radical mastectomy**

85.5 Augmentation mammoplasty

- Excludes: that associated with subcutaneous mammeectomy (85.33, 85.35)*
- 85.50 Augmentation mammoplasty, not otherwise specified**
- 85.51 Unilateral injection into breast for augmentation**
Excludes: injection of fat graft of breast (85.55)

85.52 Bilateral injection into breast for augmentation

Injection into breast for augmentation NOS

Excludes: injection of fat graft of breast (85.55)

85.53 Unilateral breast implant

85.54 Bilateral breast implant

Breast implant NOS

85.55 Fat graft to breast

Includes: extraction of fat for autologous graft

Autologous fat transplantation or transfer

Fat graft to breast NOS

Fat graft to breast with or without use of enriched graft

Micro-fat grafting

Excludes: that with reconstruction of breast (85.70 – 85.79)

85.6 Mastopexy

85.7 Total reconstruction of breast

85.70 Total reconstruction of breast, not otherwise specified

Perforator flap, free

85.71 Latissimus dorsi myocutaneous flap

85.72 Transverse rectus abdominis myocutaneous (TRAM) flap, pedicled

Excludes: transverse rectus abdominis myocutaneous (TRAM) flap, free (85.73)

85.73 Transverse rectus abdominis myocutaneous (TRAM) flap, free

Excludes: transverse rectus abdominis myocutaneous (TRAM) flap, pedicled (85.72)

85.74 Deep inferior epigastric artery perforator (DIEP) flap, free

85.75 Superficial inferior epigastric artery (SIEA) flap, free

85.76 Gluteal artery perforator (GAP) flap, free

85.79 Other total reconstruction of breast

Excludes: deep inferior epigastric artery perforator (DIEP) flap, free (85.74)

gluteal artery perforator (GAP) flap, free (85.76)

latissimus dorsi myocutaneous flap (85.71)

perforator flap, free (85.70)

superficial inferior epigastric artery (SIEA) flap, free (85.75)

total reconstruction of breast, not otherwise specified (85.70)

transverse rectus abdominis myocutaneous (TRAM) flap, free (85.73)

transverse rectus abdominis myocutaneous (TRAM) flap, pedicled (85.72)

85.8 Other repair and plastic operations on breast

Excludes: that for:

augmentation (85.50-85.54)

reconstruction (85.70-85.76, 85.79)

reduction (85.31-85.32)

- 85.81 Suture of laceration of breast
- 85.82 Split-thickness graft to breast
- 85.83 Full-thickness graft to breast
- 85.84 Pedicle graft to breast
- 85.85 Muscle flap graft to breast
- 85.86 Transposition of nipple
- 85.87 Other repair or reconstruction of nipple
- 85.89 Other mammoplasty

85.9 Other operations on the breast

- 85.91 Aspiration of breast
Excludes: percutaneous biopsy of breast (85.11)
- 85.92 Injection of therapeutic agent into breast
Excludes: that for augmentation of breast (85.51-85.52,85.55)
- 85.93 Revision of implant of breast
- 85.94 Removal of implant of breast
- 85.95 Insertion of breast tissue expander
Insertion (soft tissue) of tissue expander (one or more) under muscle or platysma to develop skin flaps for donor use
- 85.96 Removal of breast tissue expander
- 85.99 Other

86 Operations on skin and subcutaneous tissue

Includes: operations on:
 hair follicles
 male perineum
 nails
 sebaceous glands
 subcutaneous fat pads
 sudoriferous glands
 superficial fossae


Excludes: those on skin of:
 anus ([49.01-49.99](#))
 breast (mastectomy site) ([85.0-85.99](#))
 ear ([18.01-18.9](#))
 eyebrow ([08.01-08.99](#))
 eyelid ([08.01-08.99](#))
 female perineum ([71.01-71.9](#))
 lips ([27.0-27.99](#))
 nose ([21.00-21.99](#))
 penis ([64.0-64.99](#))
 scrotum ([61.0-61.99](#))
 vulva ([71.01-71.9](#))

86.0 Incision of skin and subcutaneous tissue

- 86.01 Aspiration of skin and subcutaneous tissue

- Aspiration of:
 abscess of nail, skin, or subcutaneous tissue
 hematoma of nail, skin, or subcutaneous tissue
 seroma of nail, skin, or subcutaneous tissue
- 86.02 Injection or tattooing of skin lesion or defect**
 Injection of filling material
 Insertion of filling material
 Pigmenting of skin of filling material
- 86.03 Incision of pilonidal sinus or cyst**
Excludes: marsupialization (86.21)
- 86.04 Other incision with drainage of skin and subcutaneous tissue**
Excludes: drainage of:
 fascial compartments of face and mouth (27.0)
 palmar or thenar space (82.04)
 pilonidal sinus or cyst (86.03)
- 86.05 Incision with removal of foreign body or device from skin and subcutaneous tissue**
 Removal of loop recorder
 Removal of neurostimulator pulse generator (single array, dual array)
 Removal of tissue expander(s) from skin or soft tissue other than breast tissue
 Removal of carotid sinus baroreflex activation device
Excludes: removal of foreign body without incision (98.20-98.29)
- 86.06 Insertion of totally implantable infusion pump**
 Code also any associated catheterization
Excludes: insertion of totally implantable vascular access device (86.07)
- 86.07 Insertion of totally implantable vascular access device [VAD]**
 Totally implanted port
Excludes: insertion of totally implantable infusion pump (86.06)
- 86.09 Other incision of skin and subcutaneous tissue**
 Creation of thalamic stimulator pulse generator pocket, new site
 Escharotomy
 Exploration:
 sinus tract, skin
 superficial fossa
 Relocation of subcutaneous device pocket NEC
 Reopening subcutaneous pocket for device revision without replacement
 Undercutting of hair follicle
Excludes: creation of loop recorder pocket, new site and insertion/relocation of device (37.79)
 creation of pocket for implantable, patient-activated cardiac event recorder and insertion/relocation of device (37.79)
 removal of catheter from cranial cavity (01.27)
 that of:
 cardiac pacemaker pocket, new site (37.79)
 fascial compartments of face and mouth (27.0)
 that for drainage (86.04)

86.1 Diagnostic procedures on skin and subcutaneous tissue

86.11 **Closed Biopsy of skin and subcutaneous tissue** 

86.19 **Other diagnostic procedures on skin and subcutaneous tissue**

Excludes: microscopic examination of specimen from skin and subcutaneous tissue ([91.61-91.79](#))

86.2 Excision or destruction of lesion or tissue of skin and subcutaneous tissue

86.21 **Excision of pilonidal cyst or sinus**

Marsupialization of cyst

Excludes: incision of pilonidal cyst or sinus ([86.03](#))

86.22 **Excisional debridement of wound, infection, or burn**

Removal by excision of:

devitalized tissue

necrosis

slough

Excludes: debridement of:

abdominal wall (wound) ([54.3](#))

bone ([77.60-77.69](#))

muscle ([83.45](#))

of hand ([82.36](#))

nail (bed) (fold) ([86.27](#))

nonexcisional debridement of wound, infection, or burn ([86.28](#))

open fracture site ([79.60-79.69](#))

pedicle or flap graft ([86.75](#))

86.23 **Removal of nail, nail bed, or nail fold**

86.24 **Chemosurgery of skin**

Chemical peel of skin

86.25 **Dermabrasion**

That with laser

Excludes: dermabrasion of wound to remove embedded debris ([86.28](#))

86.26 **Ligation of dermal appendage**

Excludes: excision of preauricular appendage ([18.29](#))

86.27 **Debridement of nail, nail bed, or nail fold**

Removal of:

necrosis

slough

Excludes: removal of nail, nail bed, or nail fold ([86.23](#))

86.28 **Nonexcisional debridement of wound, infection or burn**

Debridement NOS

Maggot therapy

Removal of devitalized tissue, necrosis and slough by such methods as:

brushing

irrigation (under pressure)

scrubbing

washing

Ultrasonic debridement

Water scalpel (jet)



86.3 Other local excision or destruction of lesion or tissue of skin and subcutaneous tissue

Destruction of skin by:
 cauterization cryosurgery
 fulguration
 laser beam

That with Z-plasty

Excludes: *adipectomy (86.83)*
biopsy of skin (86.11)
wide or radical excision of skin (86.4)
Z-plasty without excision (86.84)

86.4 Radical excision of skin lesion

Wide excision of skin lesion involving underlying or adjacent structure
 Code also any lymph node dissection ([40.3-40.5](#))

86.5 Suture or other closure of skin and subcutaneous tissue

86.51 Replantation of scalp

86.59 Closure of skin and subcutaneous tissue of other sites

Adhesives (surgical) (tissue)
 Staples
 Sutures

Excludes: *application of adhesive strips (butterfly) --omit code*

86.6 Free skin graft

Includes: excision of skin for autogenous graft

Excludes: *construction or reconstruction of:*
penis (64.43-64.44)
trachea (31.75)
vagina (70.61-70.64)

86.60 Free skin graft, not otherwise specified

86.61 Full-thickness skin graft to hand

Excludes: *heterograft (86.65)*
homograft (86.66)

86.62 Other skin graft to hand

Excludes: *heterograft (86.65)*
homograft (86.66)

86.63 Full-thickness skin graft to other sites

Excludes: *heterograft (86.65)*
homograft (86.66)

86.64 Hair transplant

Excludes: *hair follicle transplant to eyebrow or eyelash (08.63)*

86.65 Heterograft to skin

Pigskin graft
 Porcine graft

Excludes: *application of dressing only (93.57)*

86.66 Homograft to skin

Graft to skin of:
 amnionic membrane from donor skin from donor

86.67 Dermal regenerative graft

Artificial skin, NOS
 Creation of "neodermis"
 Decellularized allodermis
 Integumentary matrix implants
 Prosthetic implant of dermal layer of skin
 Regenerate dermal layer of skin

Excludes: heterograft to skin ([86.65](#))
 homograft to skin ([86.66](#))

86.69 Other skin graft to other sites

Excludes: heterograft ([86.65](#))
 homograft ([86.66](#))

86.7 Pedicle grafts or flaps

Excludes: construction or reconstruction of:
 penis ([64.43-64.44](#))
 trachea ([31.75](#))
 vagina ([70.61-70.64](#))

86.70 Pedicle or flap graft, not otherwise specified

86.71 Cutting and preparation of pedicle grafts or flaps

Elevation of pedicle from its bed
 Flap design and raising
 Partial cutting of pedicle or tube
 Pedicle delay

Excludes: pollicization or digital transfer ([82.61](#), [82.81](#))
 revision of pedicle ([86.75](#))

86.72 Advancement of pedicle graft

86.73 Attachment of pedicle or flap graft to hand

Excludes: pollicization or digital transfer ([82.61](#), [82.81](#))

86.74 Attachment of pedicle or flap graft to other sites

Attachment by:
 advanced flap
 double pedicled flap
 pedicle graft
 rotating flap
 sliding flap
 tube graft

86.75 Revision of pedicle or flap graft

Debridement of pedicle or flap graft
 Defatting of pedicle or flap graft

86.8 Other repair and reconstruction of skin and subcutaneous tissue

86.81 Repair for facial weakness

86.82 Facial rhytidectomy

Face lift

Excludes: rhytidectomy of eyelid ([08.86-08.87](#))

86.83 Size reduction plastic operation

Liposuction

Reduction of adipose tissue of:
 abdominal wall (pendulous)
 arms (batwing)
 buttock
 thighs (trochanteric lipomatosis)

Excludes: breast (85.31-85.32)

liposuction to harvest fat graft (86.90)

86.84 Relaxation of scar or web contracture of skin
 Z-plasty of skin

Excludes: Z-plasty with excision of lesion (86.3)

86.85 Correction of syndactyly

86.86 Onychoplasty

86.87 Fat graft of skin and subcutaneous tissue 

Includes: extraction of fat for autologous graft

Autologous fat transplantation or transfer

Fat graft NOS

Fat graft of skin and subcutaneous tissue with or without use of enriched graft

Micro-fat grafting

Excludes: fat graft to breast (85.55)

86.89 Other repair and reconstruction of skin and subcutaneous tissue

Excludes: mentoplasty (76.67-76.68)

86.90 Extraction of fat for graft or banking 

Harvest of fat for extraction of cells for future use

Liposuction to harvest fat graft

Excludes: that with graft at same operative episode (85.55, 86.87)

86.9 Other operations on skin and subcutaneous tissue

86.91 Excision of skin for graft

Excision of skin with closure of donor site

Excludes: that with graft at same operative episode (86.60- 86.69)

86.92 Electrolysis and other epilation of skin

Excludes: epilation of eyelid (08.91-08.93)

86.93 Insertion of tissue expander

Insertion (subcutaneous) (soft tissue) of expander(one or more) in scalp (subgaleal space), face, neck, trunk except breast, and upper and lower extremities for development of skin flaps for donor use

Excludes: flap graft preparation (86.71)

tissue expander, breast (85.95)

86.94 Insertion or replacement of single array neurostimulator pulse generator, not specified as rechargeable

Pulse generator (single array, single channel, **single port**) for intracranial, spinal, and peripheral neurostimulator

Code also any associated lead implantation ([02.93](#),[03.93](#),[04.92](#))

Excludes: cranial implantation or replacement of neurostimulator pulse generator (01.20)

insertion or replacement of single array rechargeable neurostimulator pulse generator (86.97)

86.95 Insertion or replacement of **multiple** array neurostimulator pulse generator, not specified as rechargeable [®]

Pulse generator (**multiple** array, **multiple** channel, **multiple** port) for intracranial, spinal, and peripheral neurostimulator

Code also any associated lead implantation ([02.93](#),[03.93](#),[04.92](#))

Excludes: cranial implantation or replacement of neurostimulator pulse generator (01.20)

insertion or replacement of multiple array rechargeable neurostimulator pulse generator (86.98)

86.96 Insertion or replacement of other neurostimulator pulse generator

Code also any associated lead implantation ([02.93](#),[03.93](#),[04.92](#))

Excludes: cranial implantation or replacement of neurostimulator pulse generator (01.20)

insertion of multiple I array neurostimulator pulse generator (86.95, 86.98)

insertion of single array neurostimulator pulse generator (86.94, 86.97)

86.97 Insertion or replacement of single array rechargeable neurostimulator pulse generator

Rechargeable pulse generator (single array, single channel, **single** port) for intracranial, spinal, and peripheral neurostimulator

Code also any associated lead implantation ([02.93](#),[03.93](#),[04.92](#))

Excludes: cranial implantation or replacement of neurostimulator pulse generator (01.20)

86.98 Insertion or replacement of **multiple** array (**two or more**) rechargeable neurostimulator pulse generator [®]

Rechargeable pulse generator (**multiple** array, **multiple** channel, **multiple** port) for intracranial, spinal, and peripheral neurostimulator

Code also any associated lead implantation ([02.93](#),[03.93](#),[04.92](#))

Excludes: cranial implantation or replacement of neurostimulator pulse generator (01.20)

86.99 Other

Excludes: removal of sutures from:

abdomen (97.83)

head and neck (97.38)

thorax (97.43)

trunk NEC (97.84)

wound catheter:

irrigation (96.58)

replacement (97.15)

16. MISCELLANEOUS DIAGNOSTIC AND THERAPEUTIC PROCEDURES (87-99)

87 Diagnostic Radiology

87.0 Soft tissue x-ray of face, head, and neck

Excludes: angiography ([88.40-88.68](#))

87.01 Pneumoencephalogram

87.02 Other contrast radiogram of brain and skull

Pneumocisternogram
Pneumoventriculogram
Posterior fossa myelogram

87.03 Computerized axial tomography of head

C.A.T. scan of head

87.04 Other tomography of head

87.05 Contrast dacryocystogram

87.06 Contrast radiogram of nasopharynx

87.07 Contrast laryngogram

87.08 Cervical lymphangiogram

87.09 Other soft tissue x-ray of face, head, and neck

Noncontrast x-ray of:
adenoid
larynx
nasolacrimal duct
nasopharynx
salivary gland
thyroid region
uvula

Excludes: x-ray study of eye ([95.14](#))

87.1 Other x-ray of face, head, and neck

Excludes: angiography ([88.40-88.68](#))

87.11 Full-mouth x-ray of teeth

87.12 Other dental x-ray

Orthodontic cephalogram or cephalometrics
Panorex examination of mandible
Root canal x-ray

87.13 Temporomandibular contrast arthrogram

87.14 Contrast radiogram of orbit

87.15 Contrast radiogram of sinus

87.16 Other x-ray of facial bones

X-ray of:
frontal area
mandible
maxilla
nasal sinuses

nose
orbit
supraorbital area
symphysis menti
zygomaticomaxillary complex

- 87.17 Other x-ray of skull**
Lateral projection of skull
Sagittal projection
Tangential projection

87.2 X-ray of spine

- 87.21 Contrast myelogram**
87.22 Other x-ray of cervical spine
87.23 Other x-ray of thoracic spine
87.24 Other x-ray of lumbosacral spine
Sacrococcygeal x-ray
87.29 Other x-ray of spine
Spinal x-ray NOS

87.3 Soft tissue x-ray of thorax

*Excludes: angiocardiology (88.50-88.58)
angiography (88.40-88.68)*

- 87.31 Endotracheal bronchogram**
87.32 Other contrast bronchogram
Transcricoid bronchogram
87.33 Mediastinal pneumogram
87.34 Intrathoracic lymphangiogram
87.35 Contrast radiogram of mammary ducts
87.36 Xerography of breast
87.37 Other mammography
87.38 Sinogram of chest wall
Fistulogram of chest wall
87.39 Other soft tissue x-ray of chest wall

87.4 Other x-ray of thorax

*Excludes: angiocardiology (88.50-88.58)
angiography (88.40-88.68)*

- 87.41 Computerized axial tomography of thorax**
C.A.T. scan of thorax
C.A.T. scan of heart
Crystal line scan of x-ray beam of thorax
Electronic subtraction of thorax
Photoelectric response of thorax
Tomography with use of computer, x-rays, and camera of thorax
87.42 Other tomography of thorax
Cardiac tomogram

Excludes: C.A.T. scan of heart (87.41)

87.43 X-ray of ribs, sternum, and clavicle

Examination for:
cervical rib
fracture

87.44 Routine chest x-ray, so described

X-ray of chest NOS

87.49 Other chest x-ray

X-ray of:
bronchus NOS
diaphragm NOS
heart NOS
lung NOS
mediastinum NOS
trachea NOS

87.5 Biliary tract x-ray

87.51 Percutaneous hepatic cholangiogram

87.52 Intravenous cholangiogram

87.53 Intraoperative cholangiogram

87.54 Other cholangiogram

87.59 Other biliary tract x-ray
Cholecystogram

87.6 Other x-ray of digestive system

87.61 Barium swallow

87.62 Upper GI series

87.63 Small bowel series

87.64 Lower GI series

87.65 Other x-ray of intestine

87.66 Contrast pancreatogram

87.69 Other digestive tract x-ray

87.7 X-ray of urinary system

Excludes: angiography of renal vessels ([88.45](#), [88.65](#))

87.71 Computerized axial tomography of kidney
C.A.T. scan of kidney

87.72 Other nephrotomogram

87.73 Intravenous pyelogram
Diuretic infusion pyelogram

87.74 Retrograde pyelogram

87.75 Percutaneous pyelogram

87.76 Retrograde cystourethrogram

87.77 Other cystogram

87.78 Ileal conduitogram

87.79 Other x-ray of the urinary system
KUB x-ray

87.8 X-ray of female genital organs

- 87.81 X-ray of gravid uterus**
Intrauterine cephalometry by x-ray
- 87.82 Gas contrast hysterosalpingogram**
- 87.83 Opaque dye contrast hysterosalpingogram**
- 87.84 Percutaneous hysteroqram**
- 87.85 Other x-ray of fallopian tubes and uterus**
- 87.89 Other x-ray of female genital organs**

87.9 X-ray of male genital organs

- 87.91 Contrast seminal vesiculogram**
- 87.92 Other x-ray of prostate and seminal vesicles**
- 87.93 Contrast epididymogram**
- 87.94 Contrast vasogram**
- 87.95 Other x-ray of epididymis and vas deferens**
- 87.99 Other x-ray of male genital organs**

88 Other diagnostic radiology and related techniques

88.0 Soft tissue x-ray of abdomen

Excludes: angiography (88.40-88.68)

88.01 Computerized axial tomography of abdomen
C.A.T. scan of abdomen

Excludes: C.A.T. scan of kidney (87.71)

88.02 Other abdomen tomography

Excludes: nephrotomogram (87.72)

88.03 Sinogram of abdominal wall
Fistulogram of abdominal wall

88.04 Abdominal lymphangiogram

88.09 Other soft tissue x-ray of abdominal wall

88.1 Other x-ray of abdomen

- 88.11 Pelvic opaque dye contrast radiography**
- 88.12 Pelvic gas contrast radiography**
Pelvic pneumoperitoneum
- 88.13 Other peritoneal pneumogram**
- 88.14 Retroperitoneal fistulogram**
- 88.15 Retroperitoneal pneumogram**
- 88.16 Other retroperitoneal x-ray**
- 88.19 Other x-ray of abdomen**
Flat plate of abdomen



88.2 Skeletal x-ray of extremities and pelvis

Excludes: contrast radiogram of joint ([88.32](#))

- 88.21 Skeletal x-ray of shoulder and upper arm
- 88.22 Skeletal x-ray of elbow and forearm
- 88.23 Skeletal x-ray of wrist and hand
- 88.24 Skeletal x-ray of upper limb, not otherwise specified
- 88.25 Pelvimetry
- 88.26 Other skeletal x-ray of pelvis and hip
- 88.27 Skeletal x-ray of thigh, knee, and lower leg
- 88.28 Skeletal x-ray of ankle and foot
- 88.29 Skeletal x-ray of lower limb, not otherwise specified

88.3 Other x-ray

88.31 Skeletal series

X-ray of whole skeleton

88.32 Contrast arthrogram

Excludes: that of temporomandibular joint ([87.13](#))

88.33 Other skeletal x-ray

Excludes: skeletal x-ray of:
 extremities and pelvis ([88.21-88.29](#))
 face, head, and neck ([87.11-87.17](#))
 spine ([87.21-87.29](#))
 thorax ([87.43](#))

88.34 Lymphangiogram of upper limb

88.35 Other soft tissue x-ray of upper limb

88.36 Lymphangiogram of lower limb

88.37 Other soft tissue x-ray of lower limb

Excludes: femoral angiography ([88.48,88.66](#))

88.38 Other computerized axial tomography

C.A.T. scan NOS

Excludes: C.A.T. scan of:
 abdomen ([88.01](#))
 head ([87.03](#))
 heart ([87.41](#))
 kidney ([87.71](#))
 thorax ([87.41](#))

88.39 X-ray, other and unspecified

88.4 Arteriography using contrast material

Includes: angiography of arteries
arterial puncture for injection of contrast material
radiography of arteries (by fluoroscopy)
retrograde arteriography

The fourth-digit subclassification identifies the site to be viewed, not the site of injection.

Excludes: arteriography using:
radioisotopes or radionuclides ([92.01-92.19](#))
ultrasound ([88.71-88.79](#))
fluorescein angiography of eye ([95.12](#))

88.40 Arteriography using contrast material, unspecified site

88.41 Arteriography of cerebral arteries

Angiography of:
basilar artery
carotid (internal)
posterior cerebral circulation
vertebral artery

88.42 Aortography

Arteriography of aorta and aortic arch

88.43 Arteriography of pulmonary arteries

88.44 Arteriography of other intrathoracic vessels

Excludes: angiocardiology ([88.50-88.58](#))
arteriography of coronary arteries ([88.55-88.57](#))

88.45 Arteriography of renal arteries

88.46 Arteriography of placenta

Placentogram using contrast material

88.47 Arteriography of other intra-abdominal arteries

88.48 Arteriography of femoral and other lower extremity arteries

88.49 Arteriography of other specified sites

88.5 Angiocardiography using contrast material

Includes: arterial puncture and insertion of arterial catheter for injection of contrast material
cineangiocardiology
selective angiocardiology

Code also synchronous cardiac catheterization ([37.21-37.23](#))

Excludes: angiography of pulmonary vessels ([88.43](#), [88.62](#))

88.50 Angiocardiography, not otherwise specified

88.51 Angiocardiography of venae cavae

Inferior vena cavography
Phlebography of vena cava (inferior) (superior)



- 88.52** **Angiocardiography of right heart structures**
 Angiocardiography of:
 pulmonary valve
 right atrium
 right ventricle (outflow tract)
Excludes: that combined with left heart angiocardiography ([88.54](#))
 intra-operative fluorescence vascular angiography ([88.59](#))
- 88.53** **Angiocardiography of left heart structures**
 Angiocardiography of:
 aortic valve
 left atrium
 left ventricle (outflow tract)
Excludes: that combined with right heart angiocardiography ([88.54](#))
 intra-operative fluorescence vascular angiography ([88.59](#))
- 88.54** **Combined right and left heart angiocardiography**
Excludes: intra-operative fluorescence vascular angiography ([88.59](#))
- 88.55** **Coronary arteriography using a single catheter**
 Coronary arteriography by Sones technique
 Direct selective coronary arteriography
 using a single catheter
Excludes: intra-operative fluorescence vascular angiography ([88.59](#))
- 88.56** **Coronary arteriography using two catheters**
 Coronary arteriography by:
 Judkins technique
 Ricketts and Abrams technique
 Direct selective coronary arteriography using two catheters
Excludes: intra-operative fluorescence vascular angiography ([88.59](#))
- 88.57** **Other and unspecified coronary arteriography**
 Coronary arteriography NOS
Excludes: intra-operative fluorescence vascular angiography ([88.59](#))
- 88.58** **Negative-contrast cardiac roentgenography**
 Cardiac roentgenography with injection of carbon dioxide
- 88.59** **Intra-operative coronary fluorescence vascular angiography** [®]
 Intraoperative laser arteriogram (SPY)
 SPY arteriogram
 SPY arteriography

88.6 Phlebography

- Includes: angiography of veins
 radiography of veins (by fluoroscopy)
 retrograde phlebography
 venipuncture for injection of contrast material
 venography using contrast material

Note: The fourth-digit subclassification ([88.60-88.67](#)) identifies the site to be viewed, not the site of injection.

Excludes: angiography using:
 radioisotopes or radionuclides [\(92.01-92.19\)](#)
 ultrasound [\(88.71-88.79\)](#)
 fluorescein angiography of eye [\(95.12\)](#)

- 88.60 Phlebography using contrast material, unspecified site
- 88.61** Phlebography of veins of head and neck using contrast material
- 88.62 Phlebography of pulmonary veins using contrast material
- 88.63 Phlebography of other intrathoracic veins using contrast material
- 88.64** Phlebography of the portal venous system using contrast material
 Splenoportogram (by splenic arteriography)
- 88.65** Phlebography of other intra-abdominal veins using contrast material
- 88.66 Phlebography of femoral and other lower extremity veins using contrast material
- 88.67 Phlebography of other specified sites using contrast material
- 88.68 Impedance phlebography

88.7 Diagnostic ultrasound

Includes: Echography
 Non-invasive ultrasound
 Ultrasonic angiography
 Ultrasonography

Excludes: intravascular imaging (adjunctive) (IVUS) [\(00.21-00.29\)](#)
 therapeutic ultrasound [\(00.01 -00.09\)](#)
 that for intraoperative monitoring [\(00.94\)](#)

- 88.71** Diagnostic ultrasound of head and neck
 Determination of midline shift of brain
 Echoencephalography
Excludes: eye [\(95.13\)](#)
- 88.72** Diagnostic ultrasound of heart
 Echocardiography
 Transesophageal echocardiography
Excludes: echocardiography of heart chambers [\(37.28\)](#)
 intracardiac echocardiography (ICE) [\(37.28\)](#)
 intravascular (IVUS) imaging of coronary vessels [\(00.24\)](#)
- 88.73** Diagnostic ultrasound of other sites of thorax
 Aortic arch ultrasonography
 Breast ultrasonography
 Lung ultrasonography
- 88.74** Diagnostic ultrasound of digestive system
- 88.75** Diagnostic ultrasound of urinary system
- 88.76** Diagnostic ultrasound of abdomen and retroperitoneum
- 88.77 Diagnostic ultrasound of peripheral vascular system
 Deep vein thrombosis ultrasonic scanning
Excludes: adjunct vascular system procedures [\(00.40-00.43\)](#)

88.78 Diagnostic ultrasound of gravid uterus

- Intrauterine cephalometry:
 - echo
 - ultrasonic
- Placental localization by ultrasound

88.79 Other diagnostic ultrasound

- Ultrasonography of:
 - multiple sites
 - nongravid uterus
 - total body

88.8 Thermography

88.81 Cerebral thermography

88.82 Ocular thermography

88.83 Bone thermography

- Osteoarticular thermography

88.84 Muscle thermography

88.85 Breast thermography

88.86 Blood vessel thermography

- Deep vein thermography

88.89 Thermography of other sites

- Lymph gland thermography
- Thermography NOS

88.9 Other diagnostic imaging

88.90 Diagnostic imaging, not elsewhere classified

88.91 Magnetic resonance imaging of brain and brain stem

- Excludes:* intraoperative magnetic resonance imaging ([88.96](#))
 real-time magnetic resonance imaging ([88.96](#))
 laser interstitial thermal therapy [LITT] of lesion or tissue of brain under guidance ([17.61](#))

88.92 Magnetic resonance imaging of chest and myocardium

- For evaluation of hilar and mediastinal lymphadenopathy

- Excludes:* laser interstitial thermal therapy [LITT] of lesion or tissue of breast under guidance ([17.69](#))
 laser interstitial thermal therapy [LITT] of lesion or tissue of lung under guidance ([17.69](#))

88.93 Magnetic resonance imaging of spinal canal

- Spinal cord levels:
 - cervical
 - thoracic
 - lumbar (lumbosacral)
- Spinal cord
- Spine

88.94 Magnetic resonance imaging of musculoskeletal

- Bone marrow blood supply
- Extremities (upper) (lower)

- 88.95** **Magnetic resonance imaging of pelvis, prostate, and bladder**
Excludes: laser interstitial thermal therapy [LITT] of lesion or tissue of prostate under guidance (17.69)
- 88.96** **Other intraoperative magnetic resonance imaging**
 - iMRI
 - Real-time magnetic resonance imaging
- 88.97** **Magnetic resonance imaging of other and unspecified sites**
 - Abdomen
 - Eye orbit
 - Face
 - Neck*Excludes: laser interstitial thermal therapy [LITT] of lesion or tissue of other and unspecified site under guidance (17.69)*
- 88.98** **Bone mineral density studies**
 - Dual photon absorptiometry
 - Quantitative computed tomography (CT) studies
 - Radiographic densitometry
 - Single photon absorptiometry

89 Interview, evaluation, consultation, and examination

89.0 Diagnostic interview, consultation, and evaluation

Excludes: psychiatric diagnostic interview (94.11-94.19)

- 89.01** **Interview and evaluation, described as brief**
Abbreviated history and evaluation
- 89.02** **Interview and evaluation, described as limited**
Interval history and evaluation
- 89.03** **Interview and evaluation, described as comprehensive**
History and evaluation of new problem
- 89.04** **Other interview and evaluation**
- 89.05** **Diagnostic interview and evaluation, not otherwise specified**
- 89.06** **Consultation, described as limited**
Consultation on a single organ system
- 89.07** **Consultation, described as comprehensive**
- 89.08** **Other consultation**
- 89.09** **Consultation, not otherwise specified**

89.1 Anatomic and physiologic measurements and manual examinations -- nervous system and sense organs

*Excludes: ear examination (95.41-95.49)
 eye examination (95.01-95.26)
 the listed procedures when done as part of a general physical examination (89.7)*

- 89.10** **Intracarotid amobarbital test**
Wada test
- 89.11** **Tonometry**

- 89.12 **Nasal function study**
Rhinomanometry
- 89.13 **Neurologic examination**
- 89.14 **Electroencephalogram**
Excludes: that with polysomnogram (89.17)
- 89.15 **Other nonoperative neurologic function tests**
- 89.16 **Transillumination of newborn skull**
- 89.17 **Polysomnogram**
Sleep recording
- 89.18 **Other sleep disorder function tests**
Multiple sleep latency test [MSLT]
- 89.19 **Video and radio-telemetered electroencephalographic monitoring**
Radiographic EEG monitoring
Video EEG monitoring
Excludes: intraoperative monitoring (00.94)

89.2 Anatomic and physiologic measurements and manual examinations -- genitourinary system

Excludes: the listed procedures when done as part of a general physical examination (89.7)

- 89.21 **Urinary manometry**
Manometry through:
indwelling ureteral catheter
nephrostomy
pyelostomy
ureterostomy
- 89.22 **Cystometrogram**
- 89.23 **Urethral sphincter electromyogram**
- 89.24 **Uroflowmetry [UFR]**
- 89.25 **Urethral pressure profile [UPP]**
- 89.26 **Gynecological examination**
Pelvic examination
- 89.29 **Other nonoperative genitourinary system measurements**
Bioassay of urine
Renal clearance
Urine chemistry

89.3 Other anatomic and physiologic measurements and manual examinations

Excludes: the listed procedures when done as part of a general physical examination (89.7)

- 89.31 **Dental examination**
Oral mucosal survey
Periodontal survey
- 89.32 **Esophageal manometry**
- 89.33 **Digital examination of enterostomy stoma**
Digital examination of colostomy stoma

- 89.34 Digital examination of rectum**
- 89.35 Transillumination of nasal sinuses**
- 89.36 Manual examination of breast**
- 89.37 Vital capacity determination**
Excludes: endoscopic pulmonary airway flow measurement (33.72)
- 89.38 Other nonoperative respiratory measurements**
 Plethysmography for measurement of respiratory function
 Thoracic impedance plethysmography
Excludes: endoscopic pulmonary airway flow measurement (33.72)
- 89.39 Other nonoperative measurements and examinations**
 14 C-Urea breath test
 Basal metabolic rate [BMR]
 Gastric:
 analysis
 function NEC
Excludes: body measurement (93.07)
cardiac tests (89.41-89.69)
fundus photography (95.11)
limb length measurement (93.06)

89.4 Cardiac stress tests, pacemaker and defibrillator checks

- 89.41 Cardiovascular stress test using treadmill**
- 89.42 Masters' two-step stress test**
- 89.43 Cardiovascular stress test using bicycle ergometer**
- 89.44 Other cardiovascular stress test**
 Thallium stress test with or without transesophageal pacing
- 89.45 Artificial pacemaker rate check**
 Artificial pacemaker function check NOS
 Bedside device check of pacemaker or cardiac resynchronization
 pacemaker [CRT-P]
 Interrogation only without arrhythmia induction
Excludes: catheter based invasive electrophysiologic testing (37.26)
non-invasive programmed electrical stimulation [NIPS]
(arrhythmia induction) (37.20)
- 89.46 Artificial pacemaker artifact wave form check**
- 89.47 Artificial pacemaker electrode impedance check**
- 89.48 Artificial pacemaker voltage or amperage threshold check**
- 89.49 Automatic implantable cardioverter/defibrillator (AICD) check**
 Bedside check of an AICD or cardiac resynchronization defibrillator
 [CRT-D]
 Checking pacing thresholds of device
 Interrogation only without arrhythmia induction
Excludes: catheter based invasive electrophysiologic testing (37.26)
non-invasive programmed electrical stimulation [NIPS]
(arrhythmia induction) (37.20)

89.5 Other nonoperative cardiac and vascular diagnostic procedures

Excludes: fetal EKG ([75.32](#))

89.50 Ambulatory cardiac monitoring

Analog devices [Holter-type]

89.51 Rhythm electrocardiogram

Rhythm EKG (with one to three leads)

89.52 Electrocardiogram

ECG NOS

EKG (with 12 or more leads)

89.53 Vectorcardiogram (with ECG)

89.54 Electrographic monitoring

Telemetry

Excludes: ambulatory cardiac monitoring ([89.50](#))
electrographic monitoring during surgery --omit code

89.55 Phonocardiogram with ECG lead

89.56 Carotid pulse tracing with ECG lead

Excludes: oculoplethysmography ([89.58](#))

89.57 Apexcardiogram (with ECG lead)

89.58 Plethysmogram

Penile plethysmography with nerve stimulation

Excludes: plethysmography (for):
measurement of respiratory function ([89.38](#))
thoracic impedance ([89.38](#))

89.59 Other nonoperative cardiac and vascular measurements

89.6 Circulatory monitoring

Excludes: electrocardiographic monitoring during surgery --omit code
implantation or replacement of subcutaneous device for
intracardiac hemodynamic monitoring ([00.57](#))
insertion or replacement of implantable pressure sensor (lead) for
intracardiac hemodynamic monitoring ([00.56](#))

89.60 Continuous intra-arterial blood gas monitoring

Insertion of blood gas monitoring system and continuous monitoring
of blood gases through an intra-arterial sensor

89.61 Systemic arterial pressure monitoring

Excludes: intra-aneurysm sac pressure monitoring (intraoperative)
([00.58](#))
intravascular pressure measurement of intrathoracic arteries
([00.67](#))
intravascular pressure measurement of peripheral arteries
([00.68](#))

89.62 Central venous pressure monitoring

Excludes: intravascular pressure measurement, other specified and
unspecified vessels ([00.69](#))

89.63 Pulmonary artery pressure monitoring

Excludes: pulmonary artery wedge monitoring (89.64)

89.64 Pulmonary artery wedge monitoring

Pulmonary capillary wedge [PCW] monitoring
Swan-Ganz catheterization

89.65 Measurement of systemic arterial blood gases

Excludes: continuous intra-arterial blood gas monitoring (89.60)

89.66 Measurement of mixed venous blood gases

89.67 Monitoring of cardiac output by oxygen consumption technique
Fick method

89.68 Monitoring of cardiac output by other technique

Cardiac output monitor by thermodilution indicator

89.69 Monitoring of coronary blood flow

Coronary blood flow monitoring by coincidence counting technique

Excludes: intravascular pressure measurement of coronary arteries (00.59)

89.7 General physical examination

89.8 Autopsy

90 Microscopic examination-I

The following fourth-digit subclassification is for use with categories in section 90 to identify type of examination:

- | | |
|---|-----------------------------------|
| 1 | bacterial smear |
| 2 | culture |
| 3 | culture and sensitivity |
| 4 | parasitology |
| 5 | toxicology |
| 6 | cell block and Papanicolaou smear |
| 9 | other microscopic examination |

90.0 Microscopic examination of specimen from nervous system and of spinal fluid 4

90.1 Microscopic examination of specimen from endocrine gland, not elsewhere classified 4

90.2 Microscopic examination of specimen from eye 4

90.3 Microscopic examination of specimen from ear, nose, throat, and larynx 4

90.4 Microscopic examination of specimen from trachea, bronchus, pleura, lung, and other thoracic specimen, and of sputum 4

90.5 Microscopic examination of blood 4

90.6 Microscopic examination of specimen from spleen and of bone marrow 4



90.7 Microscopic examination of specimen from lymph node and of lymph 4

90.8 Microscopic examination of specimen from upper gastrointestinal tract and of vomitus 4

90.9 Microscopic examination of specimen from lower gastrointestinal tract and of stool 4

91 Microscopic examination-II

The following fourth-digit subclassification is for use with categories in section 91 to identify type of examination

1	bacterial smear
2	culture
3	culture and sensitivity
4	parasitology
5	toxicology
6	cell block and Papanicolaou smear
9	other microscopic examination

91.0 Microscopic examination of specimen from liver, biliary tract, and pancreas 4

91.1 Microscopic examination of peritoneal and retroperitoneal specimen 4

91.2 Microscopic examination of specimen from kidney, ureter, perirenal and periureteral tissue 4

91.3 Microscopic examination of specimen from bladder, urethra, prostate, seminal vesicle, perivesical tissue, and of urine and semen 4

91.4 Microscopic examination of specimen from female genital tract 4
 Amnionic sac
 Fetus

91.5 Microscopic examination of specimen from musculoskeletal system and of joint fluid 4

Microscopic examination of:

- bone
- bursa
- cartilage
- fascia
- ligament
- muscle
- synovial membrane
- tendon

91.6 Microscopic examination of specimen from skin and other integument 4

Microscopic examination of:

hair

nails

skin

Excludes: mucous membrane -- code to organ site
that of operative wound ([91.71-91.79](#))

91.7 Microscopic examination of specimen from operative wound 4

91.8 Microscopic examination of specimen from other site 4

91.9 Microscopic examination of specimen from unspecified site 4

92 Nuclear medicine

92.0 Radioisotope scan and function study

92.01 Thyroid scan and radioisotope function studies

Iodine-131 uptake

Protein-bound iodine

Radio-iodine uptake

92.02 Liver scan and radioisotope function study

92.03 Renal scan and radioisotope function study

Renal clearance study

92.04 Gastrointestinal scan and radioisotope function study

Radio-cobalt B12 Schilling test

Radio-iodinated triolein study

92.05 Cardiovascular and hematopoietic scan and radioisotope function study

Bone marrow scan or function study

Cardiac output scan or function study

Circulation time scan or function study

Radionuclide cardiac ventriculogram scan or function study

Spleen scan or function study

92.09 Other radioisotope function studies

92.1 Other radioisotope scan

92.11 Cerebral scan

Pituitary

92.12 Scan of other sites of head

Excludes: eye ([95.16](#))

92.13 Parathyroid scan

92.14 Bone scan

92.15 Pulmonary scan

92.16 Scan of lymphatic system

92.17 Placental scan

92.18 Total body scan

92.19 Scan of other sites



New code



Revised code



4th digit required

92.2 Therapeutic radiology and nuclear medicine

Excludes: that for:

ablation of pituitary gland ([07.64-07.69](#))

destruction of chorioretinal lesion ([14.26-14.27](#))

92.20 Infusion of liquid brachytherapy radioisotope

I-125 radioisotope

Intracavitary brachytherapy

Includes: removal of radioisotope

92.21 Superficial radiation

Contact radiation [up to 150 KVP]

92.22 Orthovoltage radiation

Deep radiation [200-300 KVP]

92.23 Radioisotopic teleradiotherapy

Teleradiotherapy using:

cobalt-60

iodine-125

radioactive cesium

92.24 Teleradiotherapy using photons

Megavoltage NOS

Supervoltage NOS

Use of:

Betatron

linear accelerator

92.25 Teleradiotherapy using electrons

Beta particles

Excludes: *intra-operative electron radiation therapy* ([92.41](#))

92.26 Teleradiotherapy of other particulate radiation

Neutrons

Protons NOS

92.27 Implantation or insertion of radioactive elements

Intravascular brachytherapy

Code also incision of site

Excludes: *infusion of liquid brachytherapy radioisotope* ([92.20](#))

92.28 Injection or instillation of radioisotopes

Injection or infusion of radioimmunoconjugate

Intracavitary injection or instillation

Intravenous injection or instillation

Iodine-131 [I-131] tositumomab

Radioimmunotherapy

Yttrium-90 [Y-90] ibritumomab tiuxetan

Excludes: *infusion of liquid brachytherapy radioisotope* ([92.20](#))

92.29 Other radiotherapeutic procedure

92.3 Stereotactic radiosurgery

Code also stereotactic head frame application ([93.59](#))

Excludes: *stereotactic biopsy*

92.30 Stereotactic radiosurgery, not otherwise specified

92.31 Single source photon radiosurgery

High energy x-rays
Linear accelerator (LINAC)

92.32 Multi-source photon radiosurgery

Cobalt 60 radiation
Gamma irradiation

92.33 Particulate radiosurgery

Particle beam radiation (cyclotron)
Proton accelerator

92.39 Stereotactic radiosurgery, not elsewhere classified

92.4 Intra-operative radiation procedures

92.41 Intra-operative electron radiation therapy

IOERT
That using a mobile linear accelerator

93 Physical therapy, respiratory therapy, rehabilitation, and related procedures

93.0 Diagnostic physical therapy

93.01 Functional evaluation

93.02 Orthotic evaluation

93.03 Prosthetic evaluation

93.04 Manual testing of muscle function

93.05 Range of motion testing

93.06 Measurement of limb length

93.07 Body measurement

Girth measurement
Measurement of skull circumference

93.08 Electromyography

Excludes: eye EMG ([95.25](#))
that with polysomnogram ([89.17](#))
that for intraoperative monitoring ([00.94](#))
urethral sphincter EMG ([89.23](#))

93.09 Other diagnostic physical therapy procedure

93.1 Physical therapy exercises

93.11 Assisting exercise

Excludes: assisted exercise in pool ([93.31](#))

93.12 Other active musculoskeletal exercise

93.13 Resistive exercise

93.14 Training in joint movements

93.15 Mobilization of spine

93.16 Mobilization of other joints

Excludes: manipulation of temporomandibular joint ([76.95](#))

- 93.17 Other passive musculoskeletal exercise
- 93.18 Breathing exercise
- 93.19 Exercise, not elsewhere classified
- 93.2 Other physical therapy musculoskeletal manipulation
 - 93.21 Manual and mechanical traction
 - Excludes:* skeletal traction ([93.43-93.44](#))
 - skin traction ([93.45-93.46](#))
 - spinal traction ([93.41-93.42](#))
 - 93.22 Ambulation and gait training
 - 93.23 Fitting of orthotic device
 - 93.24 Training in use of prosthetic or orthotic device
 - Training in crutch walking
 - 93.25 Forced extension of limb
 - 93.26 Manual rupture of joint adhesions
 - 93.27 Stretching of muscle or tendon
 - 93.28 Stretching of fascia
 - 93.29 Other forcible correction of deformity
- 93.3 Other physical therapy therapeutic procedures
 - 93.31 Assisted exercise in pool
 - 93.32 Whirlpool treatment
 - 93.33 Other hydrotherapy
 - 93.34 Diathermy
 - 93.35 Other heat therapy
 - Acupuncture with smouldering moxa
 - Hot packs
 - Hyperthermia NEC
 - Infrared irradiation
 - Moxibustion
 - Paraffin bath
 - Excludes:* hyperthermia for treatment of cancer ([99.85](#))
 - 93.36 Cardiac retraining
 - 93.37 Prenatal training
 - Training for natural childbirth
 - 93.38 Combined physical therapy without mention of the components
 - 93.39 Other physical therapy
- 93.4 Skeletal traction and other traction
 - 93.41 Spinal traction using skull device
 - Traction using:
 - caliper tongs
 - Crutchfield tongs
 - halo device
 - Vinke tongs
 - Excludes:* insertion of tongs or halo traction device ([02.94](#))

93.42 Other spinal traction

Cotrel's traction

Excludes: cervical collar ([93.52](#))

93.43 Intermittent skeletal traction

93.44 Other skeletal traction

Bryant's traction

Dunlop's traction

Lyman Smith traction

Russell's traction

93.45 Thomas' splint traction

93.46 Other skin traction of limbs

Adhesive tape traction

Boot traction

Buck's traction

Gallows traction

93.5 Other immobilization, pressure, and attention to wound

Excludes: external fixator device ([84.71-84.73](#))
wound cleansing ([96.58-96.59](#))

93.51 Application of plaster jacket

Excludes: Minerva jacket ([93.52](#))

93.52 Application of neck support

Application of:

cervical collar

Minerva jacket

molded neck support

93.53 Application of other cast

93.54 Application of splint

Plaster splint

Tray splint

Excludes: periodontal splint ([24.7](#))

93.55 Dental wiring

Excludes: that for orthodontia ([24.7](#))

93.56 Application of pressure dressing

Application of:

Gibney bandage

Robert Jones' bandage

Shanz dressing

93.57 Application of other wound dressing

Porcine wound dressing

93.58 Application of pressure trousers

Application of:

anti-shock trousers

MAST trousers

vasopneumatic device



93.59 Other immobilization, pressure, and attention to wound

- Elastic stockings
- Electronic gaiter
- Intermittent pressure device
- Oxygenation of wound (hyperbaric)
- Stereotactic head frame application
- Velpeau dressing

93.6 Osteopathic manipulative treatment

93.61 Osteopathic manipulative treatment for general mobilization

- General articular treatment

93.62 Osteopathic manipulative treatment using high- velocity, low-amplitude forces

- Thrusting forces

93.63 Osteopathic manipulative treatment using low- velocity, high-amplitude forces

- Springing forces

93.64 Osteopathic manipulative treatment using isotonic, isometric forces

93.65 Osteopathic manipulative treatment using indirect forces

93.66 Osteopathic manipulative treatment to move tissue fluids

- Lymphatic pump

93.67 Other specified osteopathic manipulative treatment

93.7 Speech and reading rehabilitation and rehabilitation of the blind

93.71 Dyslexia training

93.72 Dysphasia training

93.73 Esophageal speech training

93.74 Speech defect training

93.75 Other speech training and therapy

93.76 Training in use of lead dog for the blind

93.77 Training in braille or Moon

93.78 Other rehabilitation for the blind

93.8 Other rehabilitation therapy

93.81 Recreation therapy

- Diversional therapy

- Play therapy

Excludes: play psychotherapy (94.36)

93.82 Educational therapy

- Education of bed-bound children

- Special schooling for the handicapped

93.83 Occupational therapy

- Daily living activities therapy

Excludes: training in activities of daily living for the blind (93.78)

93.84 Music therapy

93.85 Vocational rehabilitation

- Sheltered employment
- Vocational:
 - assessment
 - retraining
 - training

93.89 Rehabilitation, not elsewhere classified

93.9 Respiratory therapy

Excludes: insertion of airway ([96.01-96.05](#))
other continuous invasive (through endotracheal tube or tracheostomy) mechanical ventilation ([96.70-96.72](#))

93.90 Non-invasive mechanical ventilation

- Bi-level airway pressure
- BiPAP without (delivery through) endotracheal tube or tracheostomy
- CPAP without (delivery through) endotracheal tube or tracheostomy
- Mechanical ventilation NOS
- Non-invasive PPV
- Non-invasive positive pressure (NIPPV)
- NPPV
- That delivered by non-invasive interface:
 - face mask
 - nasal mask
 - nasal pillow
 - oral mouthpiece
 - oronasal mask

Excludes: invasive (through endotracheal tube or tracheostomy) continuous mechanical ventilation ([96.70-96.72](#))

Note: Patients admitted on non-invasive mechanical ventilation that subsequently require invasive mechanical ventilation; code both types of mechanical ventilation.

93.91 Intermittent positive pressure breathing [IPPB]

93.93 Nonmechanical methods of resuscitation

- Artificial respiration
- Manual resuscitation
- Mouth-to-mouth resuscitation

93.94 Respiratory medication administered by nebulizer

- Mist therapy

93.95 Hyperbaric oxygenation

Excludes: oxygenation of wound ([93.59](#))

93.96 Other oxygen enrichment

- Catalytic oxygen therapy
- Cytoreductive effect
- Oxygenators
- Oxygen therapy

Excludes: oxygenation of wound ([93.59](#))
SuperSaturated oxygen therapy ([00.49](#))

93.97 Decompression chamber

93.98 Other control of atmospheric pressure and composition

Antigen-free air conditioning
Helium therapy

Excludes: inhaled nitric oxide therapy (INO) (00.12)

93.99 Other respiratory procedures

Continuous negative pressure ventilation [CNP]
Postural drainage

94 Procedures related to the psyche

94.0 Psychologic evaluation and testing

94.01 Administration of intelligence test

Administration of:
Stanford-Binet
Wechsler Adult Intelligence Scale
Wechsler Intelligence Scale for Children

94.02 Administration of psychologic test

Administration of:
Bender Visual-Motor Gestalt Test
Benton Visual Retention Test
Minnesota Multiphasic Personality Inventory
Wechsler Memory Scale

94.03 Character analysis

94.08 Other psychologic evaluation and testing

94.09 Psychologic mental status determination, not otherwise specified

94.1 Psychiatric interviews, consultations, and evaluations

94.11 Psychiatric mental status determination

Clinical psychiatric mental status determination
Evaluation for criminal responsibility
Evaluation for testamentary capacity
Medicolegal mental status determination
Mental status determination NOS

94.12 Routine psychiatric visit, not otherwise specified

94.13 Psychiatric commitment evaluation

Pre-commitment interview

94.19 Other psychiatric interview and evaluation

Follow-up psychiatric interview NOS

94.2 Psychiatric somatotherapy

94.21 Narcoanalysis

Narcosynthesis

94.22 Lithium therapy

94.23 Neuroleptic therapy

94.24 Chemical shock therapy

94.25 Other psychiatric drug therapy

94.26 Subconvulsive electroshock therapy

- 94.27** **Other electroshock therapy**
 - Electroconvulsive therapy (ECT)
 - EST

94.29 Other psychiatric somatotherapy

94.3 Individual psychotherapy

94.31 Psychoanalysis

94.32 Hypnotherapy

Hypnodrome

Hypnosis

94.33 Behavior therapy

Aversion therapy

Behavior modification

Desensitization therapy

Extinction therapy

Relaxation training

Token economy

94.34 Individual therapy for psychosexual dysfunction

Excludes: that performed in group setting ([94.41](#))

94.35 Crisis intervention

94.36 Play psychotherapy

94.37 Exploratory verbal psychotherapy

94.38 Supportive verbal psychotherapy

94.39 Other individual psychotherapy

Biofeedback

94.4 Other psychotherapy and counselling

94.41 Group therapy for psychosexual dysfunction

94.42 Family therapy

94.43 Psychodrama

94.44 Other group therapy

94.45 Drug addiction counselling

94.46 Alcoholism counselling

94.49 Other counselling

94.5 Referral for psychological rehabilitation

94.51 Referral for psychotherapy

94.52 Referral for psychiatric aftercare:

That in:

halfway house

outpatient (clinic) facility

94.53 Referral for alcoholism rehabilitation

94.54 Referral for drug addiction rehabilitation

94.55 Referral for vocational rehabilitation

94.59 Referral for other psychological rehabilitation



New code



Revised code



4th digit required

94.6 Alcohol and drug rehabilitation and detoxification

- 94.61 Alcohol rehabilitation
- 94.62 Alcohol detoxification
- 94.63 Alcohol rehabilitation and detoxification
- 94.64 Drug rehabilitation
- 94.65 Drug detoxification
- 94.66 Drug rehabilitation and detoxification
- 94.67 Combined alcohol and drug rehabilitation
- 94.68 Combined alcohol and drug detoxification
- 94.69 Combined alcohol and drug rehabilitation and detoxification

95 Ophthalmologic and otologic diagnosis and treatment

95.0 General and subjective eye examination

- 95.01 Limited eye examination
Eye examination with prescription of spectacles
- 95.02 Comprehensive eye examination
Eye examination covering all aspects of the visual system
- 95.03 Extended ophthalmologic work-up
Examination (for):
 glaucoma
 neuro-ophthalmology
 retinal disease
- 95.04 Eye examination under anesthesia
Code also type of examination
- 95.05 Visual field study
- 95.06 Color vision study
- 95.07 Dark adaptation study
- 95.09 Eye examination, not otherwise specified
Vision check NOS

95.1 Examinations of form and structure of eye

- 95.11 Fundus photography
- 95.12 Fluorescein angiography or angioscopy of eye
- 95.13 Ultrasound study of eye
- 95.14 X-ray study of eye
- 95.15 Ocular motility study
- 95.16 P³² and other tracer studies of eye

95.2 Objective functional tests of eye

Excludes: that with polysomnogram ([89.17](#))

- 95.21 Electroretinogram [ERG]
- 95.22 Electro-oculogram [EOG]
- 95.23 Visual evoked potential [VEP]



95.24 **Electronystagmogram [ENG]**

95.25 **Electromyogram of eye [EMG]**

95.26 **Tonography, provocative tests, and other glaucoma testing**

95.3 Special vision services

95.31 **Fitting and dispensing of spectacles**

95.32 **Prescription, fitting, and dispensing of contact lens**

95.33 **Dispensing of other low vision aids**

95.34 **Ocular prosthetics**

95.35 **Orthoptic training**

95.36 **Ophthalmologic counselling and instruction**

Counselling in:
adaptation to visual loss
use of low vision aids

95.4 Nonoperative procedures related to hearing

95.41 **Audiometry**

Békésy 5-tone audiometry
Impedance audiometry
Stapedial reflex response
Subjective audiometry
Tympanogram

95.42 **Clinical test of hearing**

Tuning fork test
Whispered speech test

95.43 **Audiological evaluation**

Audiological evaluation by:
Bárány noise machine
blindfold test
delayed feedback
masking
Weber lateralization

95.44 **Clinical vestibular function tests**

Thermal test of vestibular function

95.45 **Rotation tests**

Bárány chair

95.46 **Other auditory and vestibular function tests**

95.47 **Hearing examination, not otherwise specified**

95.48 **Fitting of hearing aid**

Excludes: implantation of electromagnetic hearing device (20.95)

95.49 **Other nonoperative procedures related to hearing**

Adjustment (external components) of cochlear prosthetic device



96 Nonoperative intubation and irrigation

96.0 Nonoperative intubation of gastrointestinal and respiratory tracts

96.01 Insertion of nasopharyngeal airway

96.02 Insertion of oropharyngeal airway

96.03 Insertion of esophageal obturator airway

96.04 Insertion of endotracheal tube

96.05 Other intubation of respiratory tract

Excludes: endoscopic insertion or replacement of bronchial device or substance ([33.71](#), [33.79](#))

96.06 Insertion of Sengstaken tube

Esophageal tamponade

96.07 Insertion of other (nasogastric) tube

Intubation for decompression

Excludes: that for enteral infusion of nutritional substance ([96.6](#))

96.08 Insertion of (nasointestinal) tube

Miller-Abbott tube (for decompression)

96.09 Insertion of rectal tube

Replacement of rectal tube

96.1 Other nonoperative insertion

Excludes: nasolacrimal intubation ([09.44](#))

96.11 Packing of external auditory canal

96.14 Vaginal packing

96.15 Insertion of vaginal mold

96.16 Other vaginal dilation

96.17 Insertion of vaginal diaphragm

96.18 Insertion of other vaginal pessary

96.19 Rectal packing

96.2 Nonoperative dilation and manipulation

96.21 Dilation of frontonasal duct

96.22 Dilation of rectum

96.23 Dilation of anal sphincter

96.24 Dilation and manipulation of enterostomy stoma

96.25 Therapeutic distention of bladder

Intermittent distention of bladder

96.26 Manual reduction of rectal prolapse

96.27 Manual reduction of hernia

96.28 Manual reduction of enterostomy prolapse



96.29 Reduction of intussusception of alimentary tract

With:

- fluoroscopy
- ionizing radiation enema
- ultrasonography guidance

Hydrostatic reduction

Pneumatic reduction

Excludes: intra-abdominal manipulation of intestine, not otherwise specified ([46.80](#))

96.3 Nonoperative alimentary tract irrigation, cleaning, and local instillation

96.31 Gastric cooling

Gastric hypothermia

96.32 Gastric freezing

96.33 Gastric lavage

96.34 Other irrigation of (nasogastric) tube

96.35 Gastric gavage

96.36 Irrigation of gastrostomy or enterostomy

96.37 Proctoclysis

96.38 Removal of impacted feces

Removal of impaction:
by flushing manually

96.39 Other transanal enema

Rectal irrigation

Excludes: reduction of intussusception of alimentary tract by ionizing radiation enema ([96.29](#))

96.4 Nonoperative irrigation, cleaning, and local instillation of other digestive and genitourinary organs

96.41 Irrigation of cholecystostomy and other biliary tube

96.42 Irrigation of pancreatic tube

96.43 Digestive tract instillation, except gastric gavage

96.44 Vaginal douche

96.45 Irrigation of nephrostomy and pyelostomy

96.46 Irrigation of ureterostomy and ureteral catheter

96.47 Irrigation of cystostomy

96.48 Irrigation of other indwelling urinary catheter

96.49 Other genitourinary instillation

Insertion of prostaglandin suppository

96.5 Other nonoperative irrigation and cleaning

96.51 Irrigation of eye

Irrigation of cornea

Excludes: irrigation with removal of foreign body ([98.21](#))



- 96.52 **Irrigation of ear**
Irrigation with removal of cerumen
- 96.53 **Irrigation of nasal passages**
- 96.54 **Dental scaling, polishing, and debridement**
Dental prophylaxis
Plaque removal
- 96.55 **Tracheostomy toilette**
- 96.56 **Other lavage of bronchus and trachea**
Excludes: diagnostic bronchoalveolar lavage (BAL) ([33.24](#))
whole lung lavage ([33.99](#))
- 96.57 **Irrigation of vascular catheter**
- 96.58 **Irrigation of wound catheter**
- 96.59 **Other irrigation of wound**
Wound cleaning NOS
Excludes: debridement ([86.22](#), [86.27-86.28](#))

96.6 Enteral infusion of concentrated nutritional substances

96.7 Other continuous invasive mechanical ventilation

- Includes: Endotracheal respiratory assistance
BiPAP delivered through endotracheal tube or tracheostomy (invasive interface)
CPAP delivered through endotracheal tube or tracheostomy (invasive interface)
Invasive positive pressure ventilation [IPPV]
Mechanical ventilation through invasive interface That by tracheostomy
Weaning of an intubated (endotracheal tube) patient
- Excludes:* non-invasive bi-level positive airway pressure [BiPAP] ([93.90](#))
continuous negative pressure ventilation [CNP] (iron lung) (cuirass) ([93.99](#))
non-invasive continuous positive airway pressure [CPAP] ([93.90](#))
intermittent positive pressure breathing [IPPB] ([93.91](#))
non-invasive positive pressure (NIPPV) ([93.90](#))
that by face mask ([93.90-93.99](#))
that by nasal cannula ([93.90-93.99](#))
that by nasal catheter ([93.90-93.99](#))

- Code also any associated:
endotracheal tube insertion ([96.04](#))
tracheostomy ([31.1-31.29](#))

Note: Endotracheal Intubation

To calculate the number of hours (duration) of continuous mechanical ventilation during a hospitalization, begin the count from the start of the (endotracheal) intubation. The duration ends with (endotracheal) extubation.

If a patient is intubated prior to admission, begin counting the duration from the time of the admission. If a patient is transferred (discharged) while intubated, the duration would end at the time of transfer (discharge).

For patients who begin on (endotracheal) intubation and subsequently have a tracheostomy performed for mechanical ventilation, the duration begins with the (endotracheal) intubation and ends when the mechanical ventilation is turned off (after the weaning period).

Tracheostomy

To calculate the number of hours of continuous mechanical ventilation during a hospitalization, begin counting the duration when mechanical ventilation is started. The duration ends when the mechanical ventilator is turned off (after the weaning period).

If a patient has received a tracheostomy prior to admission and is on mechanical ventilation at the time of admission, begin counting the duration from the time of admission. If a patient is transferred (discharged) while still on mechanical ventilation via tracheostomy, the duration would end at the time of the transfer (discharge).

- 96.70** Continuous invasive mechanical ventilation of unspecified duration
Invasive mechanical ventilation NOS
- 96.71** Continuous invasive mechanical ventilation for less than 96 consecutive hours
- 96.72** Continuous invasive mechanical ventilation for 96 consecutive hours or more

97 Replacement and removal of therapeutic appliances

97.0 Nonoperative replacement of gastrointestinal appliance

- 97.01 Replacement of (nasogastric) or esophagostomy tube
- 97.02 Replacement of gastrostomy tube
- 97.03 Replacement of tube or enterostomy device of small intestine
- 97.04 Replacement of tube or enterostomy device of large intestine
- 97.05 Replacement of stent (tube) in biliary or pancreatic duct

97.1 Nonoperative replacement of musculoskeletal and integumentary system appliance

- 97.11 Replacement of cast on upper limb
- 97.12 Replacement of cast on lower limb
- 97.13 Replacement of other cast
- 97.14 Replacement of other device for musculoskeletal immobilization
Splinting
Strapping
- 97.15 Replacement of wound catheter
- 97.16 Replacement of wound packing or drain

Excludes: repacking of:
dental wound ([97.22](#))
vulvar wound ([97.26](#))

97.2 Other nonoperative replacement

- 97.21 Replacement of nasal packing
- 97.22 Replacement of dental packing
- 97.23 Replacement of tracheostomy tube
- 97.24 Replacement and refitting of vaginal diaphragm
- 97.25 Replacement of other vaginal pessary
- 97.26 Replacement of vaginal or vulvar packing or drain
- 97.29 Other nonoperative replacements

97.3 Nonoperative removal of therapeutic device from head and neck

- 97.31 Removal of eye prosthesis
Excludes: removal of ocular implant (16.71)
removal of orbital implant (16.72)
- 97.32 Removal of nasal packing
- 97.33 Removal of dental wiring
- 97.34 Removal of dental packing
- 97.35 Removal of dental prosthesis
- 97.36 Removal of other external mandibular fixation device
- 97.37 Removal of tracheostomy tube
- 97.38 Removal of sutures from head and neck
- 97.39 Removal of other therapeutic device from head and neck
Excludes: removal of skull tongs (02.94)

97.4 Nonoperative removal of therapeutic device from thorax

- 97.41 Removal of thoracotomy tube or pleural cavity drain
- 97.42 Removal of mediastinal drain
- 97.43 Removal of sutures from thorax
- 97.44 Nonoperative removal of heart assist system
Explantation [removal] of circulatory assist device
Explantation [removal] of percutaneous external heart assist device
Intra-aortic balloon pump [IABP]
Removal of extrinsic heart assist device
Removal of pVAD
Removal of percutaneous heart assist device
- 97.49 Removal of other device from thorax
Excludes: Endoscopic removal of bronchial device(s) or substances (33.78)

97.5 Nonoperative removal of therapeutic device from digestive system

- 97.51 Removal of gastrostomy tube
- 97.52 Removal of tube from small intestine
- 97.53 Removal of tube from large intestine or appendix
- 97.54 Removal of cholecystostomy tube

97.55 Removal of T-tube, other bile duct tube, or liver tube

Removal of bile duct stent

97.56 Removal of pancreatic tube or drain

97.59 Removal of other device from digestive system

Removal of rectal packing

97.6 Nonoperative removal of therapeutic device from urinary system

97.61 Removal of pyelostomy and nephrostomy tube

97.62 Removal of ureterostomy tube and ureteral catheter

97.63 Removal of cystostomy tube

97.64 Removal of other urinary drainage device

Removal of indwelling urinary catheter

97.65 Removal of urethral stent

97.69 Removal of other device from urinary system

97.7 Nonoperative removal of therapeutic device from genital system

97.71 Removal of intrauterine contraceptive device

97.72 Removal of intrauterine pack

97.73 Removal of vaginal diaphragm

97.74 Removal of other vaginal pessary

97.75 Removal of vaginal or vulvar packing

97.79 Removal of other device from genital tract

Removal of sutures

97.8 Other nonoperative removal of therapeutic device

97.81 Removal of retroperitoneal drainage device

97.82 Removal of peritoneal drainage device

97.83 Removal of abdominal wall sutures

97.84 Removal of sutures from trunk, not elsewhere classified

97.85 Removal of packing from trunk, not elsewhere classified

97.86 Removal of other device from abdomen

97.87 Removal of other device from trunk

97.88 Removal of external immobilization device

Removal of:

brace

cast

splint

97.89 Removal of other therapeutic device

98 Nonoperative removal of foreign body or calculus

98.0 Removal of intraluminal foreign body from digestive system without incision

Excludes: removal of therapeutic device (97.51-97.59)

98.01 Removal of intraluminal foreign body from mouth without incision



New code



Revised code



4th digit required

98.02 Removal of intraluminal foreign body from esophagus without incision

98.03 Removal of intraluminal foreign body from stomach and small intestine without incision

98.04 Removal of intraluminal foreign body from large intestine without incision

98.05 Removal of intraluminal foreign body from rectum and anus without incision

98.1 Removal of intraluminal foreign body from other sites without incision

Excludes: removal of therapeutic device ([97.31-97.49](#), [97.61-97.89](#))

98.11 Removal of intraluminal foreign body from ear without incision

98.12 Removal of intraluminal foreign body from nose without incision

98.13 Removal of intraluminal foreign body from pharynx without incision

98.14 Removal of intraluminal foreign body from larynx without incision

98.15 Removal of intraluminal foreign body from trachea and bronchus without incision

Excludes: Endoscopic removal of bronchial device(s) or substances ([33.78](#))

98.16 Removal of intraluminal foreign body from uterus without incision

Excludes: removal of intrauterine contraceptive device ([97.71](#))

98.17 Removal of intraluminal foreign body from vagina without incision

98.18 Removal of intraluminal foreign body from artificial stoma without incision

98.19 Removal of intraluminal foreign body from urethra without incision

98.2 Removal of other foreign body without incision

Excludes: removal of intraluminal foreign body ([98.01-98.19](#))

98.20 Removal of foreign body, not otherwise specified

98.21 Removal of superficial foreign body from eye without incision

98.22 Removal of other foreign body without incision from head and neck

Removal of embedded foreign body from eyelid or conjunctiva without incision

98.23 Removal of foreign body from vulva without incision

98.24 Removal of foreign body from scrotum or penis without incision

98.25 Removal of other foreign body without incision from trunk except scrotum, penis, or vulva

98.26 Removal of foreign body from hand without incision

98.27 Removal of foreign body without incision from upper limb, except hand

98.28 Removal of foreign body from foot without incision

98.29 Removal of foreign body without incision from lower limb, except foot

98.5 Extracorporeal shockwave lithotripsy [ESWL]

Lithotriptor tank procedure

Disintegration of stones by extracorporeal induced shockwaves

That with insertion of stent

98.51 Extracorporeal shockwave lithotripsy [ESWL] of the kidney, ureter and/or bladder

98.52 Extracorporeal shockwave lithotripsy [ESWL] of the gallbladder and/or bile duct

98.59 Extracorporeal shockwave lithotripsy of other sites

99 Other nonoperative procedures

99.0 Transfusion of blood and blood components

Use additional code for that done via catheter or cutdown ([38.92-38.94](#))

99.00 Perioperative autologous transfusion of whole blood or blood components

Intraoperative blood collection

Postoperative blood collection

Salvage

99.01 Exchange transfusion

Transfusion:

exsanguination

replacement

99.02 Transfusion of previously collected autologous blood

Blood component

99.03 Other transfusion of whole blood

Transfusion:

blood NOS

hemodilution

NOS

99.04 Transfusion of packed cells

99.05 Transfusion of platelets

Transfusion of thrombocytes

99.06 Transfusion of coagulation factors

Transfusion of antihemophilic factor

Excludes: infusion of 4-Factor Prothrombin Complex Concentrate (00.96)

99.07 Transfusion of other serum

Transfusion of plasma

Excludes: injection [transfusion] of:

antivenin (99.16)

gamma globulin (99.14)

99.08 Transfusion of blood expander

Transfusion of Dextran



99.09 **Transfusion of other substance**

Transfusion of:
blood surrogate
granulocytes

Excludes: transplantation [transfusion] of bone marrow (41.00-41.09)

99.1 Injection or infusion of therapeutic or prophylactic substance

Includes: injection or infusion given:
hypodermically acting locally or systemically
intramuscularly acting locally or systemically
intravenously acting locally or systemically

99.10 **Injection or infusion of thrombolytic agent**

Alteplase
Anistreplase
Retepase
Streptokinase
Tenecteplase
Tissue plasminogen activator (TPA)
Urokinase

*Excludes: aspirin --omit code
GP IIB/IIIa platelet inhibitor (99.20)
heparin (99.19)
SuperSaturated oxygen therapy (00.49)
warfarin --omit code*

99.11 **Injection of Rh immune globulin**

Injection of:
Anti-D (Rhesus) globulin
RhoGAM

99.12 **Immunization for allergy**

Desensitization

99.13 **Immunization for autoimmune disease**

99.14 **Injection or infusion of immunoglobulin [®]**

Injection of immune sera
injection or infusion of gamma globulin

99.15 **Parenteral infusion of concentrated nutritional substances**

Hyperalimentation
Total parenteral nutrition [TPN]
Peripheral parenteral nutrition [PPN]

99.16 **Injection of antidote**

Injection of:
antivenin
heavy metal antagonist

99.17 **Injection of insulin**

99.18 **Injection or infusion of electrolytes**

99.19 **Injection of anticoagulant**

Excludes: infusion of drotrecogin alfa (activated) (00.11)

99.2 Injection or infusion of other therapeutic or prophylactic substance

Includes: injection or infusion given:
 hypodermically acting locally or systemically
 intramuscularly acting locally or systemically
 intravenously acting locally or systemically

Use additional code for:

injection (into):

breast (85.92)
 bursa (82.94, 83.96)
 intraperitoneal (cavity) (54.97)
 intrathecal (03.92)
 joint (76.96, 81.92)
 kidney (55.96)
 liver (50.94)
 orbit (16.91)
 other sites --see Alphabetic Index

perfusion:

NOS (39.97)
 intestine (46.95, 46.96)
 kidney (55.95)
 liver (50.93)
 total body (39.96)

Excludes: SuperSaturated oxygen therapy (00.49)

99.20 Injection or infusion of platelet inhibitor

Glycoprotein IIB/IIIa inhibitor
 GP IIB/IIIa inhibitor
 GP IIB-IIIa inhibitor

*Excludes: infusion of heparin (99.19)
 injection or infusion of thrombolytic agent (99.10)*

99.21 Injection of antibiotic

Excludes: injection or infusion of oxazolidinone class of antibiotics (00.14)

99.22 Injection of other anti-infective

Excludes: injection or infusion of oxazolidinone class of antibiotics (00.14)

99.23 Injection of steroid

Injection of cortisone
 Subdermal implantation of progesterone

99.24 Injection of other hormone

99.25 Injection or infusion of cancer chemotherapeutic substance

Chemoembolization
Injection or infusion of antineoplastic agent

Use additional code for disruption of blood brain barrier, if performed [BBBD] ([00.19](#))

Excludes: immunotherapy, antineoplastic ([00.15](#), [99.28](#))
implantation of chemotherapeutic agent ([00.10](#))
injection of radioisotope ([92.28](#))
injection or infusion of biological response modifier [BRM] as an antineoplastic agent ([99.28](#))
intravenous infusion of clofarabine ([17.70](#))

99.26 Injection of tranquilizer

99.27 Iontophoresis

99.28 Injection or infusion of biological response modifier [BRM] as an antineoplastic agent

Low-dose interleukin-2 (IL-2) therapy
Infusion of cintredekin besudotox
Immunotherapy, antineoplastic
Interleukin therapy
Tumor vaccine

Excludes: high-dose infusion interleukin-2 [IL-2] ([00.15](#))

99.29 Injection or infusion of other therapeutic or prophylactic substance

Excludes: administration of neuroprotective agent ([99.75](#))
immunization ([99.31-99.59](#))
injection of sclerosing agent into:
 esophageal varices ([42.33](#))
 hemorrhoids ([49.42](#))
 veins ([39.92](#))
injection or infusion of human B-type natriuretic peptide (hBNP) ([00.13](#))
injection or infusion of nesiritide ([00.13](#))
injection or infusion of platelet inhibitor ([99.20](#))
injection or infusion of thrombolytic agent ([99.10](#))
infusion of blood brain barrier disruption substance ([00.19](#))
uterine artery embolization without coils ([68.25](#))

99.3 Prophylactic vaccination and inoculation against certain bacterial diseases

99.31 Vaccination against cholera

99.32 Vaccination against typhoid and paratyphoid fever

Administration of TAB vaccine

99.33 Vaccination against tuberculosis

Administration of BCG vaccine

99.34 Vaccination against plague

99.35 Vaccination against tularemia

99.36 Administration of diphtheria toxoid

Excludes: administration of:
 diphtheria antitoxin ([99.58](#))
 diphtheria-tetanus-pertussis, combined ([99.39](#))

99.37 Vaccination against pertussis

Excludes: administration of diphtheria tetanus-pertussis, combined ([99.39](#))

99.38 Administration of tetanus toxoid

Excludes: administration of:
diphtheria-tetanus-pertussis, combined ([99.39](#))
tetanus antitoxin ([99.56](#))

99.39 Administration of diphtheria-tetanus- pertussis, combined

99.4 Prophylactic vaccination and inoculation against certain viral diseases

99.41 Administration of poliomyelitis vaccine

99.42 Vaccination against smallpox

99.43 Vaccination against yellow fever

99.44 Vaccination against rabies

99.45 Vaccination against measles

Excludes: administration of measles-mumps rubella vaccine ([99.48](#))

99.46 Vaccination against mumps

Excludes: administration of measles-mumps rubella vaccine ([99.48](#))

99.47 Vaccination against rubella

Excludes: administration of measles-mumps rubella vaccine ([99.48](#))

99.48 Administration of measles-mumps-rubella vaccine

99.5 Other vaccination and inoculation

99.51 Prophylactic vaccination against the common cold

99.52 Prophylactic vaccination against influenza

99.53 Prophylactic vaccination against arthropod- borne viral encephalitis

99.54 Prophylactic vaccination against other arthropod-borne viral diseases

99.55 Prophylactic administration of vaccine against other diseases

Vaccination against:

anthrax

brucellosis

Rocky Mountain spotted fever

Staphylococcus

Streptococcus

typhus

99.56 Administration of tetanus antitoxin

99.57 Administration of botulism antitoxin

99.58 Administration of other antitoxins

Administration of:

diphtheria antitoxin

gas gangrene antitoxin

scarlet fever antitoxin



99.59 Other vaccination and inoculation

Vaccination NOS

Excludes: injection of:

gamma globulin ([99.14](#))

Rh immune globulin ([99.11](#))

immunization for:

allergy ([99.12](#))

autoimmune disease ([99.13](#))

99.6 Conversion of cardiac rhythm

Excludes: open chest cardiac:

electric stimulation ([37.91](#))

massage ([37.91](#))

99.60 Cardiopulmonary resuscitation, not otherwise specified

99.61 Atrial cardioversion

99.62 Other electric countershock of heart

Cardioversion:

NOS

external

Conversion to sinus rhythm

Defibrillation

External electrode stimulation

99.63 Closed chest cardiac massage

Cardiac massage NOS

Manual external cardiac massage

99.64 Carotid sinus stimulation

99.69 Other conversion of cardiac rhythm

99.7 Therapeutic apheresis or other injection, administration, or infusion of other therapeutic or prophylactic substance

99.71 Therapeutic plasmapheresis

Excludes: extracorporeal immunoadsorption [ECI] [99.76](#)

99.72 Therapeutic leukopheresis

Therapeutic leukocytapheresis

99.73 Therapeutic erythrocytapheresis

Therapeutic erythropheresis

99.74 Therapeutic plateletpheresis

99.75 Administration of neuroprotective agent

99.76 Extracorporeal immunoadsorption

Removal of antibodies from plasma with protein A columns

99.77 Application or administration of adhesion barrier substance

99.78 Aquapheresis

Plasma water removal

Ultrafiltration [for water removal]

Excludes: hemodiafiltration ([39.95](#))

hemodialysis ([39.95](#))

therapeutic plasmapheresis ([99.71](#))

99.79 Other

Apheresis (harvest) of stem cells

99.8 Miscellaneous physical procedures

99.81 Hypothermia (central) (local)

Excludes: gastric cooling ([96.31](#))
gastric freezing ([96.32](#))
that incidental to open heart surgery ([39.62](#))

99.82 Ultraviolet light therapy

Actinotherapy

99.83 Other phototherapy

Phototherapy of the newborn

Excludes: extracorporeal photochemotherap ([99.88](#))
photocoagulation of retinal lesion ([14.23-14.25](#),
[14.33-14.35](#), [14.53-14.55](#))

99.84 Isolation

Isolation after contact with infectious disease
Protection of individual from his surroundings
Protection of surroundings from individual

99.85 Hyperthermia for treatment of cancer

Hyperthermia (adjunct therapy) induced by microwave, ultrasound,
low energy radio frequency, probes (interstitial), or other means
in the treatment of cancer

Code also any concurrent chemotherapy or radiation therapy

99.86 Non-invasive placement of bone growth stimulator

Transcutaneous (surface) placement of pads or patches for
stimulation to aid bone healing

Excludes: insertion of invasive or semi invasive bone growth
stimulators (device) (percutaneous electrodes)
([78.90-78.99](#))

99.88 Therapeutic photopheresis

Extracorporeal photochemotherapy
Extracorporeal photopheresis

Excludes: other phototherapy ([99.83](#))
ultraviolet light therap ([99.82](#))

99.9 Other miscellaneous procedures

99.91 Acupuncture for anesthesia

99.92 Other acupuncture

Excludes: that with smouldering mox ([93.35](#))

99.93 Rectal massage (for levator spasm)

99.94 Prostatic massage

99.95 Stretching of foreskin

99.96 Collection of sperm for artificial insemination

99.97 Fitting of denture

99.98 Extraction of milk from lactating breast

99.99 Other

Leech therapy



New code



Revised code



4th digit required

Index to Procedures

A

Abbe operation

- construction of vagina [70.61](#)
- with graft or prosthesis [70.63](#)
- intestinal anastomosis—see Anastomosis, intestine

Abciximab, infusion [99.20](#)**Abdominocentesis** [54.91](#)**Abdominohysterectomy** [68.49](#)

- laparoscopic 68.41

Abdominoplasty [86.83](#)**Abdominoscopy** [54.21](#)**Abdominouterotomy** [68.0](#)

- obstetrical [74.99](#)

Abduction, arytenoid [31.69](#)**AbioCor® total replacement heart** [37.52](#)**Ablation**

- biliary tract (lesion) by ERCP [51.64](#)
- endometrial (hysteroscopic) [68.23](#)
- inner ear (cryosurgery) (ultrasound) [20.79](#)
- by injection [20.72](#)

lesion

- esophagus [42.39](#)
- endoscopic [42.33](#)
- heart
 - by peripherally inserted catheter [37.34](#)

- endovascular approach [37.34](#)
- maze procedure (Cox-maze) endovascular approach [37.34](#)
- open approach [37.33](#)
- thoracoscopic approach [37.37](#)

intestine

- large [45.49](#)
- endoscopic [45.43](#)

large intestine [45.49](#)

- endoscopic [45.43](#)

liver [50.26](#)

- laparoscopic [50.25](#)
- open 50.23
- percutaneous [50.24](#)

lung [32.26](#)

- bronchoscopic thermoplasty [32.27](#)
- open [32.23](#)
- percutaneous [32.24](#)
- thoracoscopic [32.25](#)

renal [55.35](#)

- laparoscopic [55.34](#)
- open 55.32
- percutaneous [55.33](#)

pituitary [07.69](#)

by

- Cobalt-60 [92.32](#)
- implantation (strontium-yttrium) (Y) NEC [07.68](#)
- transfrontal approach [07.64](#)

Ablation---Cont.

- transphenoidal approach [07.65](#)
- proton beam (Bragg peak) [92.33](#)

prostate

by

- cryoablation [60.62](#)
- laser, transurethral [60.21](#)
- radical cryosurgical ablation (RCSA) [60.62](#)
- radiofrequency thermotherapy [60.97](#)
- transurethral needle ablation (TUNA) [60.97](#)

tissue

- heart --see ablation, lesion, heart
- liver --see Ablation, lesion, liver
- lung --see Ablation, lesion, lung
- renal --see Ablation, lesion, renal

Abortion, therapeutic [69.51](#)

by

- aspiration curettage [69.51](#)
- dilation and curettage [69.01](#)
- hysterectomy—see Hysterectomy
- hysterotomy [74.91](#)
- insertion
 - laminaria [69.93](#)
 - prostaglandin suppository [96.49](#)
 - intra-amniotic injection (saline) [75.0](#)

Abrasion

- corneal epithelium [11.41](#)
- for smear or culture [11.21](#)

epicardial surface [36.39](#)

- pleural [34.6](#)
- skin [86.25](#)

Abscission, cornea [11.49](#)**Absorptiometry photon** (dual) (single) [88.98](#)**Aburel operation** (intra-amniotic injection for abortion) [75.0](#)**Accouchement forcé** [73.99](#)**Acetabulectomy** [77.85](#)**Acetabuloplasty NEC** [81.40](#)

- with prosthetic implant [81.52](#)

Achillorrhaphy [83.64](#)

- delayed [83.62](#)

Achillotomomy [83.11](#)

- plastic [83.85](#)

Achillotomy [83.11](#)

- plastic [83.85](#)

Acid peel, skin [86.24](#)**Acromionectomy** [77.81](#)**Acromioplasty** [81.83](#)

- for recurrent dislocation of shoulder [81.82](#)
- partial replacement [81.81](#)
- total replacement, NEC [81.80](#)

- other [81.80](#)
- reverse [81.88](#)

Actinotherapy [99.82](#)

- Activities of daily living (ADL)**
 therapy [93.83](#)
 training for the blind [93.78](#)
- Acupuncture** [99.92](#)
 with smouldering moxa [93.35](#)
 for anesthesia [99.91](#)
- Adams operation**
 advancement of round ligament [69.22](#)
 crushing of nasal septum [21.88](#)
 excision of palmar fascia [82.35](#)
- Adenectomy** --see *also* Excision, by site
 prostate NEC [60.69](#)
 retropubic [60.4](#)
- Adenoidectomy** (without tonsillectomy) [28.6](#)
 with tonsillectomy [28.3](#)
- Adhesiolysis** --see *also* Lysis, adhesions
 for collapse of lung [33.39](#)
 middle ear [20.23](#)
- Adipectomy** [86.83](#)
- Adjustment**
 cardiac pacemaker program
 (reprogramming) --omit code
 cochlear prosthetic device (external
 components) [95.49](#)
 dental [99.97](#)
 gastric restrictive device (laparoscopic)
[44.98](#)
 occlusal [24.8](#)
 orthopedic device (noninvasive)
 external fixator --omit code
 spectacles [95.31](#)
- Administration** (of) --see *also* Injection
 Activase® [99.10](#)
 adhesion barrier substance [99.77](#)
 Alteplase (tPA, generic) [99.10](#)
 Anistreplase (tPA, generic) [99.10](#)
 antitoxins NEC [99.58](#)
 botulism [99.57](#)
 diphtheria [99.58](#)
 gas gangrene [99.58](#)
 scarlet fever [99.58](#)
 tetanus [99.56](#)
 Bender Visual-Motor Gestalt test [94.02](#)
 Benton Visual Retention test [94.02](#)
 DrotAA [00.11](#)
 Eminase® [99.10](#)
 inhaled nitric oxide [00.12](#)
 intelligence test or scale (Stanford-Binet)
 (Wechsler) (adult) (children) [94.01](#)
 Minnesota Multiphasic Personality
 Inventory (MMPI) [94.02](#)
 MMPI (Minnesota Multiphasic
 Personality Inventory) [94.02](#)
 neuroprotective agent [99.75](#)
 Proleukin® (low-dose) [99.28](#)
 high-dose [00.15](#)
 psychologic test [94.02](#)
 Retavase® [99.10](#)
 Reteplase (tPA, generic) [99.10](#)
- Administration**---Cont.
 Stanford-Binet test [94.01](#)
 Streptase® [99.10](#)
 Streptokinase (tPA, generic) [99.10](#)
 Tenecteplase (tPA, generic) [99.10](#)
 TNKase™ [99.10](#)
 toxoid
 diphtheria [99.36](#)
 with tetanus and pertussis, combined
 (DTP) [99.39](#)
 tetanus [99.38](#)
 with diphtheria and pertussis,
 combined (DTP) [99.39](#)
 vaccine --see *also* Vaccination
 BCG [99.33](#)
 measles-mumps-rubella (MMR) [99.48](#)
 poliomyelitis [99.41](#)
 TAB [99.32](#)
 Wechsler
 Intelligence Scale (adult) (children) [94.01](#)
 Memory Scale [94.02](#)
 Xigris® [00.11](#)
- Adrenalectomy** (unilateral) [07.22](#)
 with partial removal of remaining gland [07.29](#)
 bilateral [07.3](#)
 partial [07.29](#)
 subtotal [07.29](#)
 complete [07.3](#)
 partial NEC [07.29](#)
 remaining gland [07.3](#)
 subtotal NEC [07.29](#)
 total [07.3](#)
- Adrenorrhaphy** [07.44](#)
- Adrenalotomy** (with drainage) [07.41](#)
- Advancement**
 extraocular muscle [15.12](#)
 multiple (with resection or recession) [15.3](#)
 eyelid muscle [08.59](#)
 eye muscle [15.12](#)
 multiple (with resection or recession) [15.3](#)
 graft --see Graft
 leaflet (heart) [35.10](#)
 pedicle (flap) [86.72](#)
 profundus tendon (Wagner) [82.51](#)
 round ligament [69.22](#)
 tendon [83.71](#)
 hand [82.51](#)
 profundus (Wagner) [82.51](#)
 Wagner (profundus tendon) [82.51](#)
- AESOP® (Automated Endoscopic System for
 Optimal Positioning)** --see category [17.4](#)
- Albee operation**
 bone peg, femoral neck [78.05](#)
 graft for slipping patella [78.06](#)
 sliding inlay graft, tibia [78.07](#)
- Albert operation** (arthrodesis of knee) [81.22](#)
- Aldridge (-Studdiford) operation**
 (urethral sling) [59.5](#)

Alexander operation

- prostatectomy
 - perineal [60.62](#)
 - suprapubic [60.3](#)
- shortening of round ligaments [69.22](#)

Alexander-Adams operation (shortening of round ligaments) [69.22](#)**Alimentation, parenteral** [99.29](#)**Allograft** --see Graft**Almoor operation** (extrapetrosal drainage) [20.22](#)**Altemeier operation** (perineal rectal pull-through) [48.49](#)**Alveolectomy** (interradicular) (intraseptal) (radical) (simple) (with graft) (with implant) [24.5](#)**Alveoloplasty** (with graft or implant) [24.5](#)**Alveotomy** (apical) [24.0](#)**Ambulatory cardiac monitoring**(ACM) [89.50](#)**Ammon operation** (dacryocystotomy) [09.53](#)**Amniocentesis**(transuterine)(diagnostic) [75.1](#)

- with intra-amniotic injection of saline [75.0](#)

Amniography [87.81](#)**Amnioinfusion** [75.37](#)**Amnioscopy, internal** [75.31](#)**Amniotomy** [73.09](#)

- to induce labor [73.01](#)

Amputation (cineplastic) (closed flap)

- (guillotine) (kineplastic) (open) [84.91](#)
- abdominopelvic [84.19](#)
- above-elbow [84.07](#)
- above-knee (AK) [84.17](#)
- ankle (disarticulation) [84.13](#)
 - through malleoli of tibia & fibula [84.14](#)
- arm NEC [84.00](#)
 - through
 - carpals [84.03](#)
 - elbow (disarticulation) [84.06](#)
 - forearm [84.05](#)
 - humerus [84.07](#)
 - shoulder (disarticulation) [84.08](#)
 - wrist (disarticulation) [84.04](#)
 - upper [84.07](#)
- Batch-Spittler-McFaddin(knee disarticulation) [84.16](#)
- below-knee (BK) NEC [84.15](#)
 - conversion into above-knee amputation [84.17](#)
- Boyd (hip disarticulation) [84.18](#)
- Callander's (knee disarticulation) [84.16](#)
- carpals [84.03](#)
- cervix [67.4](#)
- Chopart's (midtarsal) [84.12](#)
- clitoris [71.4](#)
- Dieffenbach (hip disarticulation) [84.18](#)
- Dupuytren's(shoulder disarticulation)[84.08](#)
- ear, external [18.39](#)
- elbow (disarticulation) [84.06](#)

Amputation---Cont.

- finger, except thumb [84.01](#)
 - thumb [84.02](#)
- foot (middle) [84.12](#)
- forearm [84.05](#)
- forefoot [84.12](#)
- forequarter [84.09](#)
- Gordon-Taylor (hindquarter) [84.19](#)
- Gritti-Stokes (knee disarticulation) [84.16](#)
- Guyon (ankle) [84.13](#)
- hallux [84.11](#)
- hand [84.03](#)
- Hey's (foot) [84.12](#)
- hindquarter [84.19](#)
- hip (disarticulation) [84.18](#)
- humerus [84.07](#)
- interscapulothoracic [84.09](#)
- interthoracoscapular [84.09](#)
- King-Steelquist (hindquarter) [84.19](#)
- Kirk (thigh) [84.17](#)
- knee (disarticulation) [84.16](#)
- Kutler (revision of current traumatic amputation of finger) [84.01](#)
- Larry (shoulder disarticulation) [84.08](#)
- leg NEC [84.10](#)
 - above knee (AK) [84.17](#)
 - below knee (BK) [84.15](#)
 - through
 - ankle (disarticulation) [84.13](#)
 - femur (AK) [84.17](#)
 - foot [84.12](#)
 - hip (disarticulation) [84.18](#)
 - tibia and fibula (BK) [84.15](#)
- Lisfranc
 - foot [84.12](#)
 - shoulder (disarticulation) [84.08](#)
- Littlewood (forequarter) [84.09](#)
- lower limb NEC
 - see also Amputation, leg [84.10](#)
- Mazet (knee disarticulation) [84.16](#)
- metacarpal [84.03](#)
- metatarsal [84.11](#)
 - head (bunionectomy) [77.59](#)
- metatarsophalangeal (joint) [84.11](#)
- midtarsal [84.12](#)
- nose [21.4](#)
- penis (circle) (complete) (flap) (partial) (radical) [64.3](#)
- Pirogoff's (ankle amputation through malleoli of tibia and fibula) [84.14](#)
- ray
 - finger [84.01](#)
 - foot [84.11](#)
 - toe (metatarsal head) [84.11](#)
- root (tooth) (apex) [23.73](#)
 - with root canal therapy [23.72](#)
- shoulder (disarticulation) [84.08](#)
- Sorondo-Ferre (hindquarter) [84.19](#)
- S. P. Rogers (knee disarticulation) [84.16](#)

Amputation--Cont.

- supracondylar, above-knee [84.17](#)
- supramalleolar, foot [84.14](#)
- Syme's (ankle amputation through malleoli of tibia and fibula) [84.14](#)
- thigh [84.17](#)
- thumb [84.02](#)
- toe (through metatarsophalangeal joint) [84.11](#)
- transcarpal [84.03](#)
- transmetatarsal [84.12](#)
- upper limb NEC--*see also* Amputation, arm [84.00](#)
- wrist (disarticulation) [84.04](#)

Amygdalectomy [01.59](#)

Amygdalectomy [01.39](#)

Amygdalectomy [01.39](#)

Analysis

- cardiac rhythm device (CRT-D) (CRT-P) (AICD) (pacemaker) -*see* Interrogation character [94.03](#)
- gastric [89.39](#)
- psychologic [94.31](#)
- transactional group [94.44](#)
- individual [94.39](#)

Anastomosis

- abdominal artery to coronary artery [36.17](#)
- accessory-facial nerve [04.72](#)
- accessory-hypoglossal nerve [04.73](#)
- anus (with formation of endorectal ileal pouch) [45.95](#)
- aorta (descending)-pulmonary(artery) [39.00](#)
- aorta-renal artery [39.24](#)
- aorta-subclavian artery [39.22](#)
- aortoceliac [39.26](#)
- aorto(ilio)femoral [39.25](#)
- aortomesenteric [39.26](#)
- appendix [47.99](#)
- arteriovenous NEC [39.29](#)
- for renal dialysis [39.27](#)
- artery (suture of distal to proximal end) [39.31](#)
- with
 - bypass graft [39.29](#)
 - extracranial-intracranial[EC-IC] [39.28](#)
 - excision or resection of vessel --*see* Arteriectomy, with anastomosis, by site
 - revision [39.49](#)
- bile ducts [51.39](#)
- bladder NEC [57.88](#)
- with
 - isolated segment of intestine [57.87](#) [45.50]
 - colon (sigmoid) [57.87](#) [45.52]
 - ileum [57.87](#) [45.51]
 - open loop of ileum [57.87](#) [45.51]
 - to intestine [57.88](#)

Anastomosis--Cont.

- ileum [57.87](#) [45.51]
- bowel--*see also* Anastomosis,intestine [45.90](#)
- bronchotracheal [33.48](#)
- bronchus [33.48](#)
- carotid-subclavian artery [39.22](#)
- caval-mesenteric vein [39.1](#)
- caval-pulmonary artery [39.21](#)
- cervicoesophageal [42.59](#)
- colohypopharyngeal (intrathoracic) [42.55](#)
- antesternal or antethoracic [42.65](#)
- common bile duct [51.39](#)
- common pulmonary trunk and left atrium (posterior wall) [35.82](#)
- cystic bile duct [51.39](#)
- cystocolic [57.88](#)
- epididymis to vas deferens [63.83](#)
- esophagocolic (intrathoracic) NEC [42.56](#)
- with interposition [42.55](#)
- antesternal or antethoracic NEC [42.66](#)
- with interposition [42.65](#)
- esophagocologastric (intrathoracic) [42.55](#)
- antesternal or antethoracic [42.65](#)
- esophagoduodenal(intrathoracic)NEC [42.54](#)
- with interposition [42.53](#)
- esophagoenteric (intrathoracic) NEC --*see also* Anastomosis, esophagus, to intestinal segment [42.54](#)
- antesternal or antethoracic NEC --*see also* Anastomosis, esophagus, antesternal, to intestinal segment [42.64](#)
- esophagoesophageal (intrathoracic) [42.51](#)
- antesternal or antethoracic [42.61](#)
- esophagogastric (intrathoracic) [42.52](#)
- antesternal or antethoracic [42.62](#)
- esophagus (intrapleural) (intrathoracic) (retrosternal) NEC [42.59](#)
- with
 - gastrectomy (partial) [43.5](#)
 - complete or total [43.99](#)
 - interposition (of) NEC [42.58](#)
 - colon [42.55](#)
 - jejunum [42.53](#)
 - small bowel [42.53](#)
- antesternal or antethoracic NEC [42.69](#)
- with
 - interposition (of) NEC [42.68](#)
 - colon [42.65](#)
 - jejunal loop [42.63](#)
 - small bowel [42.63](#)
 - rubber tube [42.68](#)
- to intestinal segment NEC [42.64](#)
- with interposition [42.68](#)
- colon NEC [42.66](#)
- with interposition [42.65](#)
- small bowel NEC [42.64](#)
- with interposition [42.63](#)
- to intestinal segment(intrathoracic) NEC [42.54](#)

Anastomosis--Cont.

- with interposition [42.58](#)
- antesternal or antethoracic NEC [42.64](#)
 - with interposition [42.68](#)
- colon (intrathoracic) NEC [42.56](#)
 - with interposition [42.55](#)
 - antesternal or antethoracic [42.66](#)
 - with interposition [42.65](#)
- small bowel NEC [42.54](#)
 - with interposition [42.53](#)
 - antesternal or antethoracic [42.64](#)
 - with interposition [42.63](#)
- facial-accessory nerve [04.72](#)
- facial-hypoglossal nerve [04.71](#)
- fallopian tube [66.73](#)
 - by reanastomosis [66.79](#)
- gallbladder [51.35](#)
 - to
 - hepatic ducts [51.31](#)
 - intestine [51.32](#)
 - pancreas [51.33](#)
 - stomach [51.34](#)
- gastroepiploic artery to coronary artery [36.17](#)
- hepatic duct [51.39](#)
- hypoglossal-accessory nerve [04.73](#)
- hypoglossal-facial nerve [04.71](#)
- ileal loop to bladder [57.87](#) [[45.51](#)]
- ileoanal [45.95](#)
- ileorectal [45.93](#)
- inferior vena cava and portal vein [39.1](#)
- internal mammary artery (to)
 - coronary artery (single vessel) [36.15](#)
 - double vessel [36.16](#)
 - myocardium [36.2](#)
- intestine [45.90](#)
 - large-to-anus [45.95](#)
 - large-to-large [45.94](#)
 - large-to-rectum [45.94](#)
 - large-to-small [45.93](#)
 - small-to-anus [45.95](#)
 - small-to-large [45.93](#)
 - small-to-rectal stump [45.92](#)
 - small-to-small [45.91](#)
- intrahepatic [51.79](#)
- intrathoracic vessel NEC [39.23](#)
- kidney (pelvis) [55.86](#)
- lacrimal sac to conjunctiva [09.82](#)
- left-to-right (systemic-pulmonary artery) [39.0](#)
- lymphatic (channel) (peripheral) [40.9](#)
- mesenteric-caval [39.1](#)
- mesocaval [39.1](#)
- nasolacrimal [09.81](#)
- nerve (cranial) (peripheral) NEC [04.74](#)
 - accessory-facial [04.72](#)
 - accessory-hypoglossal [04.73](#)
 - hypoglossal-facial [04.71](#)

Anastomosis--Cont.

- pancreas (duct) (to) [52.96](#)
 - bile duct [51.39](#)
 - gall bladder [51.33](#)
 - intestine [52.96](#)
 - jejunum [52.96](#)
 - stomach [52.96](#)
- pleurothecal (with valve) [03.79](#)
- portacaval [39.1](#)
- portal vein to inferior vena cava [39.1](#)
- pulmonary-aortic (Pott's) [39.0](#)
- pulmonary artery and superior vena cava [39.21](#)
- pulmonary-innominate artery (Blalock) [39.0](#)
- pulmonary-subclavian artery (Blalock-Taussig) [39.0](#)
- pulmonary vein and azygos vein [39.23](#)
- pyeloleocutaneous [56.51](#)
- pyeloureterovesical [55.86](#)
- radial artery [36.19](#)
- rectum, rectal NEC [48.74](#)
 - stump to small intestine [45.92](#)
- renal (pelvis) [55.86](#)
 - vein and splenic vein [39.1](#)
- renoportal [39.1](#)
- salpingohecal (with valve) [03.79](#)
- splenic to renal veins [39.1](#)
- splenorenal (venous) [39.1](#)
 - arterial [39.26](#)
- subarachnoid-peritoneal (with valve) [03.71](#)
- subarachnoid-ureteral (with valve) [03.72](#)
- subclavian-aortic [39.22](#)
- superior vena cava to pulmonary artery [39.21](#)
- systemic-pulmonary artery [39.0](#)
- thoracic artery (to)
 - coronary artery (single) [36.15](#)
 - double [36.16](#)
 - myocardium [36.2](#)
- ureter (to) NEC [56.79](#)
 - bladder [56.74](#)
 - colon [56.71](#)
 - ileal pouch (bladder) [56.51](#)
 - ileum [56.71](#)
 - intestine [56.71](#)
 - skin [56.61](#)
- ureterocalyceal [55.86](#)
- ureterocolic [56.71](#)
- ureterovesical [56.74](#)
- urethra (end-to-end) [58.44](#)
- vas deferens [63.82](#)
- veins (suture of proximal to distal end) (with bypass graft) [39.29](#)
 - with excision or resection of vessel --see Phlebectomy, with anastomosis, by site
 - mesenteric to vena cava [39.1](#)

Anastomosis --veins ---*Cont.*
 portal to inferior vena cava [39.1](#)
 revision [39.49](#)
 splenic and renal [39.1](#)
 ventricle, ventricular (intracerebral) (with valve) --*see also* Shunt, ventricular [02.22](#)
 ventriculoatrial (with valve) [02.32](#)
 ventriculocaval (with valve) [02.32](#)
 ventriculomastoid (with valve) [02.31](#)
 ventriculopleural (with valve) [02.33](#)
 vesicle --*see* Anastomosis, bladder

Anderson operation (tibial lengthening) [78.37](#)

Anel operation (dilation of lacrimal duct) [09.42](#)

Anesthesia
 acupuncture for [99.91](#)
 cryoanalgesia nerve (cranial) (peripheral) [04.2](#)
 spinal --*omit code*

Aneurysmectomy [38.60](#)
 with
 anastomosis [38.30](#)
 abdominal
 artery [38.36](#)
 vein [38.37](#)
 aorta (arch)(ascending)(descending) [38.34](#)
 head and neck NEC [38.32](#)
 intracranial NEC [38.31](#)
 lower limb
 artery [38.38](#)
 vein [38.39](#)
 thoracic NEC [38.35](#)
 upper limb (artery) (vein) [38.33](#)
 graft replacement (interposition) [38.40](#)
 abdominal
 aorta
 endovascular approach [39.71](#)
 fenestrated (branching) graft [39.78](#)
 open approach [38.44](#)
 Zenith® Renu™ AAA graft [39.71](#)
 artery [38.46](#)
 vein [38.47](#)
 aorta (arch)(ascending)(descending thoracic)
 abdominal [38.44](#)
 thoracic [38.45](#) [[38.44](#)]
 thoracoabdominal [38.45](#) [[38.44](#)]
 head and neck NEC [38.42](#)
 intracranial NEC [38.41](#)
 lower limb
 artery [38.48](#)
 vein [38.49](#)
 thoracic NEC [38.45](#)
 upper limb (artery) (vein) [38.43](#)

Aneurysmectomy ---*Cont.*
 abdominal
 artery [38.66](#)
 vein [38.67](#)
 aorta (arch)(ascending)(descending) [38.64](#)
 atrial, auricular [37.32](#)
 head and neck NEC [38.62](#)
 heart [37.32](#)
 intracranial NEC [38.61](#)
 lower limb
 artery [38.68](#)
 vein [38.69](#)
 sinus of Valsalva [35.39](#)
 thoracic NEC [38.65](#)
 upper limb (artery) (vein) [38.63](#)
 ventricle (myocardium) [37.32](#)

Aneurysmoplasty --*see* Aneurysmorrhaphy

Aneurysmorrhaphy NEC [39.52](#)
 by or with
 anastomosis --*see* Aneurysmectomy, with anastomosis, by site
 clipping [39.51](#)
 coagulation [39.52](#)
 electrocoagulation [39.52](#)
 endovascular graft
 abdominal aorta [39.71](#)
 fenestrated (branching) graft [39.78](#)
 lower extremity artery(s) [39.79](#)
 thoracic aorta [39.73](#)
 upper extremity artery(s) [39.79](#)
 excision or resection --*see also* Aneurysmectomy, by site
 with
 anastomosis --*see* Aneurysmectomy, with anastomosis, by site
 graft replacement --*see* Aneurysmectomy, with graft replacement, by site
 filipuncture [39.52](#)
 graft replacement --*see* Aneurysmectomy, with graft replacement, by site
 methyl methacrylate [39.52](#)
 suture [39.52](#)
 wiring [39.52](#)
 wrapping [39.52](#)
 Matas' [39.52](#)

Aneurysmotomy --*see* Aneurysmectomy

Angiectomy
 with
 anastomosis [38.30](#)
 abdominal
 artery [38.36](#)
 vein [38.37](#)
 aorta (arch) (ascending) (descending) [38.34](#)
 head and neck NEC [38.32](#)
 intracranial NEC [38.31](#)
 lower limb
 artery [38.38](#)
 vein [38.39](#)

Angiectomy-with -anast--Cont.

- thoracic vessel NEC [38.35](#)
 - upper limb (artery) (vein) [38.33](#)
 - graft replacement (interposition) [38.40](#)
 - abdominal
 - aorta [38.44](#)
 - artery [38.46](#)
 - vein [38.47](#)
 - aorta (arch) (ascending)
 - (descending thoracic)
 - abdominal [38.44](#)
 - thoracic [38.45](#)
 - thoracoabdominal [38.45](#) [[38.44](#)]
 - head and neck NEC [38.42](#)
 - intracranial NEC [38.41](#)
 - lower limb
 - artery [38.48](#)
 - vein [38.49](#)
 - thoracic vessel NEC [38.45](#)
 - upper limb (artery) (vein) [38.43](#)
- Angiocardiography** (selective) [88.50](#)
- carbon dioxide (negative contrast) [88.58](#)
 - combined right and left heart [88.54](#)
 - intra-operative **coronary** fluorescence vascular [88.59](#)
 - left heart (aortic valve) (atrium) (ventricle) (ventricular outflow tract) [88.53](#)
 - combined with right heart [88.54](#)
 - right heart (atrium) (pulmonary valve) (ventricle) (ventricular outflow tract) [88.52](#)
 - combined with left heart [88.54](#)
 - SPY, **coronary** [88.59](#)
 - vena cava (inferior) (superior) [88.51](#)
- Angiography** (arterial) --see also
- Arteriography [88.40](#)
 - by C.A.T. --see Scan, C.A.T., by site
 - by computed tomography --see Scan, C.A.T., by site
 - by **magnetic resonance - see Imaging, magnetic resonance, by site**
 - by radioisotope --see Scan, radioisotope, by site
 - by ultrasound --see Ultrasonography, by site
 - basilar [88.41](#)
 - brachial [88.49](#)
 - carotid (internal) [88.41](#)
 - celiac [88.47](#)
 - cerebral (posterior circulation) [88.41](#)
 - coronary NEC [88.57](#)
 - intra-operative fluorescence vascular [88.59](#)
 - eye (fluorescein) [95.12](#)
 - femoral [88.48](#)
 - heart [88.50](#)
 - intra-abdominal NEC [88.47](#)
 - intracranial [88.41](#)
 - intrathoracic vessels NEC [88.44](#)

Angiography ---Cont.

- lower extremity NEC [88.48](#)
 - neck [88.41](#)
 - non-coronary, intra-operative fluorescence** [17.71](#)
 - placenta [88.46](#)
 - pulmonary [88.43](#)
 - renal [88.45](#)
 - specified artery NEC [88.49](#)
 - transfemoral [88.48](#)
 - upper extremity NEC [88.49](#)
 - veins --see Phlebography
 - vertebral [88.41](#)
- Angioplasty** (laser)--see also Repair, blood vessel

Note: Also use [00.40](#), [00.41](#), [00.42](#), or [00.43](#) to show the total number of vessels treated. Use code [00.44](#) once to show procedure on a bifurcated vessel. In addition, use [00.45](#), [00.46](#), [00.47](#), or [00.48](#) to show the number of vascular stents inserted.

- balloon (percutaneous transluminal) NEC [39.50](#)
 - coronary artery [00.66](#)
 - coronary [36.09](#)
 - open chest approach [36.03](#)
 - percutaneous transluminal (balloon) [00.66](#)
 - percutaneous transluminal (balloon) (single vessel)
 - basilar [00.62](#)
 - carotid [00.61](#)
 - cerebrovascular
 - extracranial** [00.61](#)
 - carotid [00.61](#)
 - coronary (balloon)) [00.66](#)
 - extracranial** [00.61](#)
 - femoropopliteal [39.50](#)
 - iliac [39.50](#)
 - intracranial [00.62](#)
 - lower extremity NOS [39.50](#)
 - mesenteric [39.50](#)
 - peripheral NEC [39.50](#)
 - renal [39.50](#)
 - subclavian [39.50](#)
 - upper extremity NOS [39.50](#)
 - vertebral [00.61](#)
 - intracranial portion** [00.62](#)
 - specified site NEC [39.50](#)
 - cerebrovascular
 - extracranial** [00.61](#)
 - intracranial** [00.62](#)
 - peripheral [39.50](#)
- Angiorrhaphy** [39.30](#)
- artery [39.31](#)
 - vein [39.32](#)
- Angioscopy, percutaneous** [38.22](#)
- eye (fluorescein) [95.12](#)

Angiotomy [38.00](#)
 abdominal
 artery [38.06](#)
 vein [38.07](#)
 aorta (arch) (ascending) (descending) [38.04](#)
 head and neck NEC [38.02](#)
 intracranial NEC [38.01](#)
 lower limb
 artery [38.08](#)
 vein [38.09](#)
 thoracic NEC [38.05](#)
 upper limb (artery) (vein) [38.03](#)
Angiotripsy [39.98](#)
Angioplasty, production of --see Arthrodesis
Annuloplasty (heart) (posteromedial) [35.33](#)
Anoplasty [49.79](#)
 with hemorrhoidectomy [49.46](#)
Anoscopy [49.21](#)
Antibiogram --see Examination, microscopic
Antiemetic filter, vena cava [38.7](#)
Antiphobic treatment [94.39](#)
Antrectomy
 mastoid [20.49](#)
 maxillary [22.39](#)
 radical [22.31](#)
 pyloric [43.6](#)
Antrostomy --see Antrotomy
Antrotomy (exploratory) (nasal sinus) [22.2](#)
 Caldwell-Luc (maxillary sinus) [22.39](#)
 with removal of membrane lining [22.31](#)
 intranasal [22.2](#)
 with external approach (Caldwell-Luc) [22.39](#)
 radical [22.31](#)
 maxillary (simple) [22.2](#)
 with Caldwell-Luc approach [22.39](#)
 with removal of membrane lining [22.31](#)
 external (Caldwell-Luc approach) [22.39](#)
 with removal of membrane lining [22.31](#)
 radical (with removal of membrane lining) [22.31](#)
Antrum window operation
 --see Antrotomy, maxillary
Aorticopulmonary window operation [39.59](#)
Aortogram, aortography (abdominal)
 (retrograde) (selective) (translumbar) [88.42](#)
Aortoplasty (aortic valve) (gusset type) [35.11](#)
Aortotomy [38.04](#)
Apexcardiogram (with ECG lead) [89.57](#)
Apherisis, therapeutic --see category [99.7](#)
Apicectomy
 lung [32.39](#)
 thorascopic [32.30](#)
 petrous pyramid [20.59](#)
 tooth (root) [23.73](#)
 with root canal therapy [23.72](#)

Apicoectomy [23.73](#)
 with root canal therapy [23.72](#)
Apicolysis (lung) [33.39](#)
Apicostomy, alveolar [24.0](#)
Aponeurectomy [83.42](#)
 hand [82.33](#)
Aponeurorrhaphy
 --see also Suture, tendon [83.64](#)
 hand--see also Suture, tendon, hand [82.45](#)
Aponeurotomy [83.13](#)
 hand [82.11](#)
Appendectomy (with drainage) [47.09](#)
 incidental [47.19](#)
 laparoscopic [47.11](#)
 laparoscopic [47.01](#)
Appendicectomy (with drainage) [47.09](#)
 incidental [47.19](#)
 laparoscopic [47.11](#)
 laparoscopic [47.01](#)
Appendicoceostomy [47.91](#)
Appendicoenterostomy [47.91](#)
Appendicolysis [54.59](#)
 with appendectomy [47.09](#)
 laparoscopic [47.01](#)
 other [47.09](#)
 laparoscopic [54.51](#)
Appendicostomy [47.91](#)
 closure [47.92](#)
Appendicotomy [47.2](#)
Application
 adhesion barrier substance [99.77](#)
 anti-shock trousers [93.58](#)
 arch bars (orthodontic) [24.7](#)
 for immobilization (fracture) [93.55](#)
 barrier substance, adhesion [99.77](#)
 Barton's tongs (skull) (with synchronous skeletal traction) [02.94](#)
 bone growth stimulator (surface) (transcutaneous) [99.86](#)
 bone morphogenetic protein (Infuse™) (OP-1™) (recombinant) (rhBMP) [84.52](#)
 Bryant's traction [93.44](#)
 with reduction of fracture or dislocation --see Reduction, fracture and Reduction, dislocation
 Buck's traction [93.46](#)
 caliper tongs (skull) (with synchronous skeletal traction) [02.94](#)
 cast (fiberglass) (plaster) (plastic) NEC [93.53](#)
 with reduction of fracture or dislocation --see Reduction, fracture and Reduction, dislocation
 spica [93.51](#)
 cervical collar [93.52](#)
 with reduction of fracture or dislocation --see Reduction, fracture and Reduction, dislocation

Application--Cont.

- clamp, cerebral aneurysm (Crutchfield) (Silverstone) [93.51](#)
- croupette, croup tent [93.94](#)
- crown (artificial) [23.41](#)
- Crutchfield tongs (skull) (with synchronous skeletal traction) [02.94](#)
- Dunlop's traction [93.44](#)
 - with reduction of fracture or dislocation --see Reduction, fracture and Reduction, dislocation
- elastic stockings [93.59](#)
- electronic gaiter [93.59](#)
- external fixator device (bone) [78.10](#)
 - carpal, metacarpal [78.14](#)
 - clavicle [78.11](#)
 - computer assisted (dependent) [84.73](#)
 - femur [78.15](#)
 - fibula [78.17](#)
 - humerus [78.12](#)
 - hybrid device or system [84.73](#)
 - Ilizarov type [84.72](#)
 - monoplane system or device [84.71](#)
 - patella [78.16](#)
 - pelvic [78.19](#)
 - phalanges (foot) (hand) [78.19](#)
 - radius [78.13](#)
 - ring device or system [84.72](#)
 - scapula [78.11](#)
 - Sheffield type [84.72](#)
 - specified site NEC [78.19](#)
 - tarsal, metatarsal [78.18](#)
 - thorax (ribs) (sternum) [78.11](#)
 - tibia [78.17](#)
 - ulna [78.13](#)
 - vertebrae [78.19](#)
- forceps, with delivery --see Delivery, forceps
- graft --see Graft
- gravity (G-) suit [93.59](#)
- intermittent pressure device [93.59](#)
- Jewett extension brace [93.59](#)
- Jobst pumping unit (reduction of edema) [93.59](#)
- Lyman Smith traction [93.44](#)
 - with reduction of fracture or dislocation --see Reduction, fracture and Reduction, dislocation
- MAST (military anti-shock trousers) [93.58](#)
- Minerva jacket [93.52](#)
- minifixator device (bone) --see category [78.1](#)
- neck support (molded) [93.52](#)
- obturator (orthodontic) [24.7](#)
- orthodontic appliance (obturator) (wiring) [24.7](#)
- pelvic sling [93.44](#)
 - with reduction of fracture or dislocation --see Reduction, fracture and Reduction, dislocation
- peridontal splint (orthodontic) [24.7](#)

Application--Cont.

- plaster jacket [93.51](#)
- Minerva [93.52](#)
- pressure
 - dressing (bandage) (Gibney) (Robert Jones') (Shanz) [93.56](#)
 - trousers (anti-shock) (MAST) [93.58](#)
 - prosthesis for missing ear [18.71](#)
 - Russell's traction [93.44](#)
 - with reduction of fracture or dislocation --see Reduction, fracture and Reduction, dislocation
 - splint, for immobilization (plaster) (pneumatic) (tray) [93.54](#)
 - with fracture reduction --see Reduction, fracture
 - stereotactic head frame [93.59](#)
 - strapping (non-traction) [93.59](#)
 - substance, adhesion barrier [99.77](#)
 - Thomas collar [93.52](#)
 - with reduction of fracture or dislocation --see Reduction, fracture and Reduction, dislocation
- traction
 - with reduction of fracture or dislocation --see Reduction, fracture and Reduction, dislocation
 - adhesive tape (skin) [93.46](#)
 - boot [93.46](#)
 - Bryant's [93.44](#)
 - Buck's [93.46](#)
 - Cotrel's [93.42](#)
 - Dunlop's [93.44](#)
 - gallows [93.46](#)
 - Lyman Smith [93.44](#)
 - Russell's [93.44](#)
 - skeletal NEC [93.44](#)
 - intermittent [93.43](#)
 - skin, limbs NEC [93.46](#)
 - spinal NEC [93.42](#)
 - with skull device (halo) (caliper) (Crutchfield) (Gardner-Wells) (Vinke) (tongs) [93.41](#)
 - with synchronous insertion [02.94](#)
 - Thomas' splint [93.45](#)
 - Unna's paste boot [93.53](#)
 - vasopneumatic device [93.58](#)
 - Velpeau dressing [93.59](#)
 - Vinke tongs (skull) (with synchronous skeletal traction) [02.94](#)
 - wound dressing NEC [93.57](#)
- Aquapheresis** [99.78](#)
- Arc lamp** --see Photocoagulation
- Arcuplasty** [81.66](#)
- Arrest**
 - bone growth (epiphyseal) [78.20](#)
 - by stapling --see Stapling, epiphyseal plate
 - femur [78.25](#)
 - fibula [78.27](#)

Arrest -bone growth---Cont.

- humerus [78.22](#)
- radius [78.23](#)
- tibia [78.27](#)
- ulna [78.23](#)
- cardiac, induced (anoxic)(circulatory)[39.63](#)
- circulatory, induced (anoxic) [39.63](#)
- hemorrhage --see Control, hemorrhage

Arslan operation(fenestration of inner ear)
[20.61](#)

Arteriectomy [38.60](#)

with

- anastomosis [38.30](#)
- abdominal [38.36](#)
- aorta (arch) (ascending)
(descending) [38.34](#)
- head and neck NEC [38.32](#)
- intracranial NEC [38.31](#)
- lower limb [38.38](#)
- thoracic NEC [38.35](#)
- upper limb [38.33](#)
- graft replacement (interposition) [38.40](#)
- abdominal
- aorta [38.44](#)
- aorta (arch) (ascending)
(descending thoracic)
(thoracic)
- abdominal [38.44](#)
- thoracic [38.45](#)
- thoracoabdominal [38.45](#) [[38.44](#)]
- head and neck NEC [38.42](#)
- intracranial NEC [38.41](#)
- lower limb [38.48](#)
- thoracic NEC [38.45](#)
- upper limb [38.43](#)
- abdominal [38.66](#)
- aorta (arch) (ascending)(descending) [38.64](#)
- head and neck NEC [38.62](#)
- intracranial NEC [38.61](#)
- lower-limb [38.68](#)
- thoracic NEC [38.65](#)
- upper limb [38.63](#)

Arteriography (contrast) (fluoroscopic)
(retrograde) [88.40](#)

by

- radioisotope --see Scan, radioisotope
- ultrasound(Doppler)
--see Ultrasonography, by site
- aorta (arch) (ascending) (descending) [88.42](#)
- basilar [88.41](#)
- brachial [88.49](#)
- carotid (internal) [88.41](#)
- cerebral (posterior circulation) [88.41](#)
- coronary (direct) (selective) NEC [88.57](#)
- double catheter technique (Judkins)
(Ricketts and Abrams) [88.56](#)
- intra-operative fluorescence vascular
[88.59](#)
- single catheter technique (Sones) [88.55](#)

Arteriography---Cont.

- Doppler (ultrasonic) --see
Ultrasono-graphy, by site
- femoral [88.48](#)
- head and neck [88.41](#)
- intra-abdominal NEC [88.47](#)
- intrathoracic NEC [88.44](#)
- lower extremity [88.48](#)
- placenta [88.46](#)
- pulmonary [88.43](#)
- SPY, coronary 88.59
- radioisotope --see Scan, radioisotope
- renal [88.45](#)
- specified site NEC [88.49](#)
- superior mesenteric artery [88.47](#)
- transfemoral [88.48](#)
- ultrasound --see Ultrasonography, by site
- upper extremity [88.49](#)

Arterioplasty --see Repair, artery

Arteriorrhaphy [39.31](#)

Arteriotomy [38.00](#)

- abdominal [38.06](#)
- aorta (arch) (ascending) (descending)[38.04](#)
- head and neck NEC [38.02](#)
- intracranial NEC [38.01](#)
- lower limb [38.08](#)
- thoracic NEC [38.05](#)
- upper limb [38.03](#)

Arteriovenostomy [39.29](#)

- for renal dialysis [39.27](#)

Arthrectomy [80.90](#)

- ankle [80.97](#)
- elbow [80.92](#)
- foot and toe [80.98](#)
- hand and finger [80.94](#)
- hip [80.95](#)
- intervertebral disc --see category [80.5](#)
- knee [80.96](#)
- semilunar cartilage [80.6](#)
- shoulder [80.91](#)
- specified site NEC [80.99](#)
- spine NEC [80.99](#)
- wrist [80.93](#)

Arthrocentesis [81.91](#)

- for arthrography --see Arthrogram

Arthrodesis (compression) (extra-articular)
(intra-articular) (with bone graft) (with
fixation device) [81.20](#)

- ankle [81.11](#)
- carporadial [81.25](#)
- cricoaarytenoid [31.69](#)
- elbow [81.24](#)
- finger [81.28](#)
- foot NEC [81.17](#)
- hip [81.21](#)
- interphalangeal
- finger [81.28](#)
- toe NEC [77.58](#)
- claw toe repair [77.57](#)

Arthrodesis-interphal---*Cont.*

- hammer toe repair [77.56](#)
- ischiofemoral [81.21](#)
- knee [81.22](#)
- lumbosacral, lumbar NEC [81.08](#)
 - ALIF (anterior lumbar interbody fusion) [81.06](#)
 - anterior **column** (interbody) anterolateral (**anterior**) technique [81.06](#)
 - axial lumbar interbody fusion [AxiaLIF]** [81.08](#)
 - direct lateral interbody fusion [DLIF]** [81.06](#)
 - extreme lateral interbody fusion [XLIF]** [81.06](#)
 - facet** [81.07](#)
 - lateral transverse process technique [81.07](#)
 - PLIF (posterior lumbar interbody fusion) [81.08](#)
 - posterior technique [81.08](#)
 - TLIF (transforaminal lumbar interbody fusion) [81.08](#)
- McKeever (metatarsophalangeal) [81.16](#)
- metacarpocarpal [81.26](#)
- metacarpophalangeal [81.27](#)
- metatarsophalangeal [81.16](#)
- midtarsal [81.14](#)
- pantalari [81.11](#)
- sacroiliac [81.08](#)
- shoulder [81.23](#)
- specified joint NEC [81.29](#)
- spinal --*see also* Fusion, spinal [81.00](#)
- subtalar [81.13](#)
- tarsometatarsal [81.15](#)
- tibiotalar [81.11](#)
- toe NEC [77.58](#)
 - claw toe repair [77.57](#)
 - hammer toe repair [77.56](#)
- triple [81.12](#)
- wrist [81.26](#)

Arthroendoscopy --*see* Arthroscopy**Arthroereisis**, subtalar joint [81.18](#)**Arthrogram, arthrography** [88.32](#)temporomandibular [87.13](#)**Arthrolysis** [93.26](#)**Arthroplasty** (with fixation device) (with traction) [81.96](#)ankle [81.49](#)carpals [81.75](#)with prosthetic implant [81.74](#)carpocarpal, carpometacarpal [81.75](#)with prosthetic implant [81.74](#)Carroll and Taber (proximal interphalangeal joint) [81.72](#)cup (partial hip) [81.52](#)Curtis (interphalangeal joint) [81.72](#)**Arthroplasty** --*Cont.*elbow [81.85](#)with prosthetic replacement (partial) (total) [81.84](#)femoral head NEC [81.40](#)with prosthetic implant [81.52](#)finger(s) [81.72](#)with prosthetic implant [81.71](#)foot (metatarsal) with joint replacement [81.57](#)Fowler (metacarpophalangeal joint) [81.72](#)

hand (metacarpophalangeal)

(interphalangeal) [81.72](#)with prosthetic implant [81.71](#)hip (with bone graft) [81.40](#)cup (partial hip) [81.52](#)femoral head NEC [81.40](#)with prosthetic implant [81.52](#)with total replacement [81.51](#)partial replacement [81.52](#)total replacement [81.51](#)interphalangeal joint [81.72](#)with prosthetic implant [81.71](#)Kessler (carpometacarpal joint) [81.74](#)knee --*see also* Repair, knee [81.47](#)

prosthetic replacement

(bicompartamental) (hemijoint)

(partial) (total) (tricompartamental)

(unicompartamental) [81.54](#)revision [81.85](#)metacarpophalangeal joint [81.72](#)with prosthetic implant [81.71](#)shoulder [81.83](#)prosthetic replacement (partial) [81.81](#)total, NEC [81.80](#)other [81.80](#)reverse [81.88](#)for recurrent dislocation [81.82](#)temporomandibular [76.5](#)toe NEC [77.58](#)with prosthetic replacement [81.57](#)for hallux valgus repair [77.59](#)wrist [81.75](#)with prosthetic implant [81.74](#)total replacement [81.73](#)**Arthroscopy** [80.20](#)ankle [80.27](#)elbow [80.22](#)finger [80.24](#)foot [80.28](#)hand [80.24](#)hip [80.25](#)knee [80.26](#)shoulder [80.21](#)specified site NEC [80.29](#)toe [80.28](#)wrist [80.23](#)**Arthrostomy** --*see also* Arthrotomy [80.10](#)

Arthrotomy [80.10](#)

as operative approach --omit code
with

arthrography --see Arthrogram
arthroscopy --see Arthroscopy
injection of drug [81.92](#)
removal of prosthesis without
replacement --see Removal,
prosthesis, joint structures

ankle [80.17](#)

elbow [80.12](#)

foot and toe [80.18](#)

hand and finger [80.14](#)

hip [80.15](#)

knee [80.16](#)

shoulder [80.11](#)

specified site NEC [80.19](#)

spine [80.19](#)

wrist [80.13](#)

Artificial

heart [37.52](#)

AbioCor® [37.52](#)

CardioWest™ (TAH-t) [37.52](#)

insemination [69.92](#)

kidney [39.95](#)

rupture of membranes [73.09](#)

Arytenoidectomy [30.29](#)

Arytenoidopexy [31.69](#)

Asai operation (larynx) [31.75](#)

Aspiration

abscess --see Aspiration, by site

anterior chamber, eye (therapeutic) [12.91](#)

diagnostic [12.21](#)

aqueous (eye) (humor) (therapeutic) [12.91](#)

diagnostic [12.21](#)

ascites [54.91](#)

Bartholin's

gland(cyst)(percutaneous) [71.21](#)

biopsy --see Biopsy, by site

bladder (catheter) [57.0](#)

percutaneous (needle) [57.11](#)

bone marrow (for biopsy) [41.31](#)

from donor for transplant [41.91](#)

stem cell [99.79](#)

branchial cleft cyst [29.0](#)

breast [85.91](#)

bronchus [96.05](#)

with lavage [96.56](#)

bursa (percutaneous) [83.94](#)

hand [82.92](#)

calculus, bladder [57.0](#)

cataract [13.3](#)

with

phacoemulsification [13.41](#)

phacofragmentation [13.43](#)

posterior route [13.42](#)

chest [34.91](#)

cisternal [01.01](#)

cranial (puncture) [01.09](#)

Aspiration---Cont.

craniobuccal pouch [07.72](#)

craniopharyngioma [07.72](#)

cul-de-sac (abscess) [70.0](#)

curettage, uterus [69.59](#)

after abortion or delivery [69.52](#)

diagnostic [69.59](#)

to terminate pregnancy [69.51](#)

cyst --see Aspiration, by site

diverticulum, pharynx [29.0](#)

endotracheal [96.04](#)

with lavage [96.56](#)

extradural [01.09](#)

eye (anterior chamber) (therapeutic)

[12.91](#)

diagnostic [12.21](#)

fallopian tube [66.91](#)

fascia [83.95](#)

hand [82.93](#)

gallbladder (percutaneous) [51.01](#)

hematoma --see also Aspiration, by site

obstetrical [75.92](#)

incisional [75.91](#)

hydrocele, tunica vaginalis [61.91](#)

hygroma --see Aspiration, by site

hyphema [12.91](#)

hypophysis [07.72](#)

intracranial space (epidural) (extradural)

(subarachnoid) (subdural)

(ventricular) [01.09](#)

through previously implanted catheter

or reservoir (Ommaya) (Rickham)

[01.02](#)

joint [81.91](#)

for arthrography --see Arthrogram

kidney (cyst) (pelvis) (percutaneous)

(therapeutic) [55.92](#)

diagnostic [55.23](#)

liver (percutaneous) [50.91](#)

lung (percutaneous) (puncture) (needle)

(trocar) [33.93](#)

middle ear [20.09](#)

with intubation [20.01](#)

muscle [83.95](#)

hand [82.93](#)

nail [86.01](#)

nasal sinus [22.00](#)

by puncture [22.01](#)

through natural ostium [22.02](#)

nasotracheal [96.04](#)

with lavage [96.56](#)

orbit, diagnostic [16.22](#)

ovary [65.91](#)

percutaneous --see Aspiration, by site

pericardium (wound) [37.0](#)

pituitary gland [07.72](#)

pleural cavity [34.91](#)

prostate (percutaneous) [60.91](#)

Rathke's pouch [07.72](#)

Aspiration --*Cont.*

- seminal vesicles [60.71](#)
- seroma --*see* Aspiration, by site
- skin [86.01](#)
- soft tissue NEC [83.95](#)
 - hand [82.93](#)
- spermatocele [63.91](#)
- spinal (puncture) [03.31](#)
- spleen (cyst) [41.1](#)
- stem cell [99.79](#)
- subarachnoid space (cerebral) [01.09](#)
- subcutaneous tissue [86.01](#)
- subdural space (cerebral) [01.09](#)
- tendon [83.95](#)
 - hand [82.93](#)
- testis [62.91](#)
- thymus [07.92](#)
- thorascopic [07.95](#)
- thyroid (field) (gland) [06.01](#)
 - postoperative [06.02](#)
- trachea [96.04](#)
 - with lavage [96.56](#)
 - percutaneous [31.99](#)
 - tunica vaginalis (hydrocele) (percutaneous) [61.91](#)
- vitreous (and replacement) [14.72](#)
 - diagnostic [14.11](#)

Assessment

- fitness to testify [94.11](#)
- mental status [94.11](#)
- nutritional status [89.39](#)
- personality [94.03](#)
- temperament [94.02](#)
- vocational [93.85](#)

Assistance

- cardiac --*see also* Resuscitation, cardiac
 - extracorporeal circulation [39.61](#)
- endotracheal respiratory --*see* category [96.7](#)
 - hepatic, extracorporeal [50.92](#)
 - respiratory (endotracheal) (mechanical) --*see* Ventilation, mechanical [96.7](#)

Asymmetrogammagram

- see* Scan, radioisotope

Atherectomy

- cerebrovascular
 - percutaneous
 - extracranial vessel(s) [17.53](#)
 - intracranial vessel(s) [17.54](#)
- coronary
 - percutaneous transluminal [17.55](#)
 - peripheral (nancronary) [17.56](#)

Atriocommissurotomy (mitral valve) [35.12](#)**Atrioplasty** NEC [37.99](#)

- combined with repair of valvular and ventricular septal defects --*see* Repair, endocardial cushion defect septum (heart) NEC [35.71](#)

Atrioseptopexy --*see also* Repair, atrial septal defect [35.71](#)**Atrioseptoplasty** --*see also* Repair, atrial septal defect [35.71](#)**Atrioseptostomy** (balloon) [35.41](#)**Atriotomy** [37.11](#)**Atrioventriculostomy** (cerebral-heart) [02.32](#)**Attachment**

- abutment (screw) for prosthetic ear device
 - percutaneous [20.99](#)
- eye muscle
 - orbicularis oculi to eyebrow [08.36](#)
 - rectus to frontalis [15.9](#)
- pedicle (flap) graft [86.74](#)
 - hand [86.73](#)
 - lip [27.57](#)
 - mouth [27.57](#)
- pharyngeal flap (for cleft palate repair) [27.62](#)
 - secondary or subsequent [27.63](#)
- prosthetic ear device, abutment [20.99](#)
- retina --*see* Reattachment, retina

Atticoantrostomy (ear) [20.49](#)**Atticoantrotomy** (ear) [20.49](#)**Atticotomy** (ear) [20.23](#)**Audiometry** (Bekesy 5-tone) (impedance) (stapedial reflex response) (subjective) [95.41](#)**Augmentation**

- bladder [57.87](#)
- breast --*see* Mammoplasty, augmentation
- buttock ("fanny-lift") [86.89](#)
- chin [76.68](#)
- genioplasty [76.68](#)
- mammoplasty --*see* Mammoplasty, augmentation
- outflow tract (pulmonary valve) (gusset type) [35.26](#)
 - in total repair of tetralogy of Fallot [35.81](#)
- vocal cord(s) [31.0](#)

Auriculectomy [18.39](#)**Autograft** --*see* Graft**Autologous** --*see* Blood, transfusion**Autopsy** [89.8](#)**Autotransfusion** (whole blood) [99.02](#)

- see* Blood, transfusion

Autotransplant, autotransplantation

- see also* Reimplantation
- adrenal tissue (heterotopic) (orthotopic) [07.45](#)
- kidney [55.61](#)
- lung --*see* Transplant, transplantation, lung [33.5](#)
- ovary [65.72](#)
 - laparoscopic [65.75](#)
- pancreatic tissue [52.81](#)

ICD-9-CM INDEX TO PROCEDURES (FY15)

Autotransplant ---Cont

parathyroid tissue (heterotopic)
(orthotopic) [06.95](#)
thyroid tissue (heterotopic) (orthotopic)
[06.94](#)
tooth [23.5](#)

Avulsion, nerve (cranial) (peripheral) NEC

[04.07](#)
acoustic [04.01](#)
phrenic [33.31](#)
sympathetic [05.29](#)
Azygography [88.63](#)

B

- Bacterial smear** --see Examination, microscopic
- Baffes operation** (interatrial transposition of venous return) [35.91](#)
- Baffle, atrial or interatrial** [35.91](#)
- Balanoplasty** [64.49](#)
- Baldy-Webster operation** (uterine suspension) [69.22](#)
- Ballistocardiography** [89.59](#)
- Balloon**
angioplasty --see Angioplasty, balloon pump, intra-aortic [37.61](#)
systostomy (atrial) [35.41](#)
- Ball operation**
herniorrhaphy--see Repair, hernia,inguinal undercutting [49.02](#)
- Bandage** [93.37](#)
elastic [93.56](#)
- Banding**
gastric [44.68](#)
vertical [44.68](#)
pulmonary artery [38.85](#)
- Bankhart operation** (capsular repair into glenoid, for shoulder dislocation) [81.82](#)
- Bardenheurer operation** (ligation of innominate artery) [38.85](#)
- Barium swallow** [87.61](#)
- Barkan operation** (goniotomy) [12.52](#)
with goniotomy [12.53](#)
- Barr operation** (transfer of tibialis posterior tendon) [83.75](#)
- Barsky operation**(closure of cleft hand)[82.82](#)
- Basal metabolic rate** [89.39](#)
- Basiotripsy** [73.8](#)
- Bassett operation** (vulvectomy with inguinal lymph node dissection) [71.5](#) [40.3](#)
- Bassini operation**--see Repair, hernia,inguinal
- Batch-Spittler-McFaddin operation** (knee disarticulation) [84.16](#)
- Batista operation** (partial ventriculectomy) (ventricular reduction) (ventricular remodeling) [37.35](#)
- Bearing surface, hip**
ceramic-on-ceramic [00.76](#)
ceramic-on-polyethylene [00.77](#)
metal-on-metal [00.75](#)
metal on polyethylene [00.74](#)
oxidized zirconium -on-polyethylene [00.77](#)
- Beck operation**
aorta-coronary sinus shunt [36.39](#)
epicardial poudrage [36.39](#)
- Beck-Jianu operation** (permanent gastrostomy) [43.19](#)
- Behavior modification** [94.33](#)
- Bell-Beutner operation** (subtotal abdominal hysterectomy) [68.39](#)
laparoscopic [68.31](#)
- Belsey operation** (esophagogastric sphincter) [44.65](#)
- Benenenti operation** (rotation of bulbous urethra) [58.49](#)
- Bere operation** (levator resection of eyelid) [08.33](#)
- Bicuspidization of heart valve** [35.10](#)
aortic [35.11](#)
mitral [35.12](#)
- Bicycle dynamometer** [93.01](#)
- Biesenberger operation** (size reduction of breast, bilateral) [85.32](#)
unilateral [85.31](#)
- Bifurcation, bone** --see also Osteotomy [77.30](#)
- Bigelow operation** (litholapaxy) [57.0](#)
- Bililite therapy** (ultraviolet) [99.82](#)
- Billroth I operation** (partial gastrectomy with gastroduodenostomy) [43.6](#)
- Billroth II operation** (partial gastrectomy with gastrojejunostomy) [43.7](#)
- Binnie operation** (hepatopexy) [50.69](#)
- Biofeedback, psychotherapy** [94.39](#)
- Biopsy**
abdominal wall [54.22](#)
adenoid [28.11](#)
adrenal gland NEC [07.11](#)
closed [07.11](#)
open [07.12](#)
percutaneous (aspiration) (needle) [07.11](#)
alveolus [24.12](#)
anus [49.23](#)
appendix [45.26](#)
artery (any site) [38.21](#)
aspiration --see Biopsy, by site
bile ducts [51.14](#)
closed (endoscopic) [51.14](#)
open [51.13](#)
percutaneous (needle) [51.12](#)
bladder [57.33](#)
closed [57.33](#)
open [57.34](#)
transurethral [57.33](#)
blood vessel (any site) [38.21](#)
bone [77.40](#)
carpal, metacarpal [77.44](#)
clavicle [77.41](#)
facial [76.11](#)
femur [77.45](#)
fibula [77.47](#)
humerus [77.42](#)

Biopsy -bone ---Cont.

marrow [41.31](#)
 patella [77.46](#)
 pelvic [77.49](#)
 phalanges (foot) (hand) [77.49](#)
 radius [77.43](#)
 scapula [77.41](#)
 specified site NEC [77.49](#)
 tarsal, metatarsal [77.48](#)
 thorax (ribs) (sternum) [77.41](#)
 tibia [77.47](#)
 ulna [77.43](#)
 vertebrae [77.49](#)
 bowel --see Biopsy, intestine
 brain NEC [01.13](#)
 closed [01.13](#)
 open [01.14](#)
 percutaneous (needle) [01.13](#)
 breast [85.11](#)
 blind [85.11](#)
 closed [85.11](#)
 open [85.12](#)
 percutaneous (needle) (Vimm-Silverman) [85.11](#)
 bronchus NEC [33.24](#)
 brush [33.24](#)
 closed (endoscopic) [33.24](#)
 open [33.25](#)
 transbronchoscopic needle
 aspiration (TBNA) [33.24](#)
 Wang needle (transbronchoscopic) [33.24](#)
 washings [33.24](#)
 bursa [83.21](#)
 cardioesophageal (junction) [44.14](#)
 closed (endoscopic) [44.14](#)
 open [44.15](#)
 cecum [45.25](#)
 brush [45.25](#)
 closed (endoscopic) [45.25](#)
 open [45.26](#)
 cerebral meninges NEC [01.11](#)
 closed [01.11](#)
 open [01.12](#)
 percutaneous (needle) [01.11](#)
 cervix (punch) [67.12](#)
 conization (sharp) [67.2](#)
 chest wall [34.23](#)
 clitoris [71.11](#)
 colon [45.25](#)
 brush [45.25](#)
 closed (endoscopic) [45.25](#)
 open [45.26](#)
 conjunctiva [10.21](#)
 cornea [11.22](#)
 cul-de-sac [70.23](#)
 diaphragm [34.27](#)
 duodenum [45.14](#)
 brush [45.14](#)

Biopsy - duodenum ---Cont.

closed (endoscopic) [45.14](#)
 open [45.15](#)
 ear (external) [18.12](#)
 middle or inner [20.32](#)
 endocervix [67.11](#)
 endometrium NEC [68.16](#)
 by
 aspiration curettage [69.59](#)
 dilation and curettage [69.09](#)
 closed (endoscopic) [68.16](#)
 open [68.13](#)
 epididymis [63.01](#)
 esophagus [42.24](#)
 closed (endoscopic) [42.24](#)
 open [42.25](#)
 extraocular muscle or tendon [15.01](#)
 eye [16.23](#)
 muscle (oblique) (rectus) [15.01](#)
 eyelid [08.11](#)
 fallopian tube [66.11](#)
 fascia [83.21](#)
 fetus [75.33](#)
 gallbladder [51.12](#)
 closed (endoscopic) [51.14](#)
 open [51.13](#)
 percutaneous (needle) [51.12](#)
 ganglion (cranial) (peripheral) NEC [04.11](#)
 closed [04.11](#)
 open [04.12](#)
 percutaneous (needle) [04.11](#)
 sympathetic nerve [05.11](#)
 gum [24.11](#)
 heart [37.25](#)
 hypophysis --see also Biopsy, pituitary
 gland [07.15](#)
 ileum [45.14](#)
 brush [45.14](#)
 closed (endoscopic) [45.14](#)
 open [45.15](#)
 intestine NEC [45.27](#)
 large [45.25](#)
 brush [45.25](#)
 closed (endoscopic) [45.25](#)
 open [45.26](#)
 small [45.14](#)
 brush [45.14](#)
 closed (endoscopic) [45.14](#)
 open [45.15](#)
 intra-abdominal mass [54.24](#)
 closed [54.24](#)
 percutaneous (needle) [54.24](#)
 iris [12.22](#)
 jejunum [45.14](#)
 brush [45.14](#)
 closed (endoscopic) [45.14](#)
 open [45.15](#)
 joint structure (aspiration) [80.30](#)
 ankle [80.37](#)

Biopsy -joint structure ---Cont.

elbow [80.32](#)
 foot and toe [80.38](#)
 hand and finger [80.34](#)
 hip [80.35](#)
 knee [80.36](#)
 shoulder [80.31](#)
 specified site NEC [80.39](#)
 spine [80.39](#)
 wrist [80.33](#)
 kidney [55.23](#)
 closed [55.23](#)
 open [55.24](#)
 percutaneous (aspiration) (needle) [55.23](#)
 labia [71.11](#)
 lacrimal
 gland [09.11](#)
 sac [09.12](#)
 larynx [31.43](#)
 brush [31.43](#)
 closed (endoscopic) [31.43](#)
 open [31.45](#)
 lip [27.23](#)
 liver [50.11](#)
 closed [50.11](#)
 laparoscopic [50.14](#)
 open [50.12](#)
 percutaneous (aspiration) (needle) [50.11](#)
 transjugular [50.13](#)
 transvenous [50.13](#)
 lung NEC [33.27](#)
 brush [33.24](#)
 closed (percutaneous) (needle) [33.26](#)
 brush [33.24](#)
 endoscopic [33.27](#)
 brush [33.24](#)
 endoscopic [33.27](#)
 brush [33.24](#)
 open [33.28](#)
 transbronchial [33.27](#)
 transthoracic [33.26](#)
 thoracoscopic [33.20](#)
 lymphatic structure (channel) (node) (vessel) [40.11](#)
 mediastinum NEC [34.25](#)
 closed [34.25](#)
 open [34.26](#)
 percutaneous (needle) [34.25](#)
 meninges (cerebral) NEC [01.11](#)
 closed [01.11](#)
 open [01.12](#)
 percutaneous (needle) [01.11](#)
 spinal [03.32](#)
 mesentery [54.23](#)
 mouth NEC [27.24](#)
 muscle [83.21](#)
 extraocular [15.01](#)

Biopsy - muscle ---Cont.

ocular [15.01](#)
 nasopharynx [29.12](#)
 nerve (cranial) (peripheral) NEC [04.11](#)
 closed [04.11](#)
 open [04.12](#)
 percutaneous (needle) [04.11](#)
 sympathetic [05.11](#)
 nose, nasal [21.22](#)
 sinus [22.11](#)
 closed (endoscopic) (needle) [22.11](#)
 open [22.12](#)
 ocular muscle or tendon [15.01](#)
 omentum
 closed [54.24](#)
 open [54.23](#)
 percutaneous (needle) [54.24](#)
 orbit [16.23](#)
 by aspiration [16.22](#)
 ovary [65.12](#)
 by aspiration [65.11](#)
 laparoscopic [65.13](#)
 palate (bony) [27.21](#)
 soft [27.22](#)
 pancreas [52.11](#)
 closed (endoscopic) [52.11](#)
 open [52.12](#)
 percutaneous (aspiration) (needle) [52.11](#)
 pancreatic duct [52.14](#)
 closed (endoscopic) [52.14](#)
 parathyroid gland [06.13](#)
 penis [64.11](#)
 perianal tissue [49.22](#)
 pericardium [37.24](#)
 periprostatic [60.15](#)
 perirectal tissue [48.26](#)
 perirenal tissue [59.21](#)
 peritoneal implant
 closed [54.24](#)
 open [54.23](#)
 percutaneous (needle) [54.24](#)
 peritoneum
 closed [54.24](#)
 open [54.23](#)
 percutaneous (needle) [54.24](#)
 periurethral tissue [58.24](#)
 perivesical tissue [59.21](#)
 pharynx, pharyngeal [29.12](#)
 pineal gland [07.17](#)
 pituitary gland [07.15](#)
 transfrontal approach [07.13](#)
 transsphenoidal approach [07.14](#)
 pleura, pleural [34.24](#)
 thoracoscopic [34.20](#)
 prostate NEC [60.11](#)
 closed (transurethral) [60.11](#)
 open [60.12](#)
 percutaneous (needle) [60.11](#)
 transrectal [60.11](#)

Biopsy---Cont.

rectum [48.24](#)
brush [48.24](#)
closed (endoscopic) [48.24](#)
open [48.25](#)
retroperitoneal tissue [54.24](#)
salivary gland or duct [26.11](#)
closed (needle) [26.11](#)
open [26.12](#)
scrotum [61.11](#)
seminal vesicle NEC [60.13](#)
closed [60.13](#)
open [60.14](#)
percutaneous (needle) [60.13](#)
sigmoid colon [45.25](#)
brush [45.25](#)
closed (endoscopic) [45.25](#)
open [45.26](#)
sinus, nasal [22.11](#)
closed (endoscopic) (needle) [22.11](#)
open [22.12](#)
skin (punch) [86.11](#)
skull [01.15](#)
soft palate [27.22](#)
soft tissue NEC [86.11](#)
closed (needle) (punch) [86.11](#)
open [83.21](#)
spermatic cord [63.01](#)
sphincter of Oddi [51.14](#)
closed (endoscopic) [51.14](#)
open [51.13](#)
spinal cord (meninges) [03.32](#)
spleen [41.32](#)
closed [41.32](#)
open [41.33](#)
percutaneous (aspiration) (needle) [41.32](#)
stomach [44.14](#)
brush [44.14](#)
closed (endoscopic) [44.14](#)
open [44.15](#)
subcutaneous tissue (punch) [86.11](#)
supraglottic mass [29.12](#)
sympathetic nerve [05.11](#)
tendon [83.21](#)
extraocular [15.01](#)
ocular [15.01](#)
testis NEC [62.11](#)
closed [62.11](#)
open [62.12](#)
percutaneous (needle) [62.11](#)
thymus [07.16](#)
thyroid gland NEC [06.11](#)
closed [06.11](#)
open [06.12](#)
percutaneous(aspiration) (needle) [06.11](#)
tongue [25.01](#)
closed (needle) [25.01](#)
open [25.02](#)

Biopsy---Cont.

tonsil [28.11](#)
trachea [31.44](#)
brush [31.44](#)
closed (endoscopic) [31.44](#)
open [31.45](#)
tunica vaginalis [61.11](#)
umbilicus [54.22](#)
ureter [56.33](#)
closed (percutaneous) [56.32](#)
endoscopic [56.33](#)
open [56.34](#)
transurethral [56.33](#)
urethra [58.23](#)
uterus, uterine (endometrial) [68.16](#)
by
aspiration curettage [69.59](#)
dilation and curettage [69.09](#)
closed (endoscopic) [68.16](#)
ligaments [68.15](#)
closed (endoscopic) [68.15](#)
open [68.14](#)
open [68.13](#)
uvula [27.22](#)
vagina [70.24](#)
vas deferens [63.01](#)
vein (any site) [38.21](#)
vulva [71.11](#)
BiPAP [93.90](#)
delivered by
endotracheal tube --see category [96.7](#)
tracheostomy --see category [96.7](#)
BIS (bispectral index) monitoring
[00.94](#) [[89.14](#)]
Bischoff operation
(ureteroneocystostomy) [56.74](#)
Bisection --see also Excision
hysterectomy [68.39](#)
laparoscopic [68.31](#)
ovary [65.29](#)
laparoscopic [65.25](#)
stapes foot plate [19.19](#)
with incus replacement [19.11](#)
Bischoff operation (spinal myelotomy) [03.29](#)
Blalock operation (systemic-pulmonary
anastomosis) [39.0](#)
Blalock-Hanlon operation (creation of atrial
septal defect) [35.42](#)
Blalock-Taussig operation
(subclavian-pulmonary anastomosis)
[39.0](#)
Blascovic operation (resection and
advancement of levator palpebrae
superioris) [08.33](#)
Blepharectomy [08.20](#)
Blepharoplasty --see also
Reconstruction, eyelid [08.70](#)
extensive [08.44](#)

- Blepharorrhaphy** [08.52](#)
 division or severing [08.02](#)
- Blepharotomy** [08.09](#)
- Blind rehabilitation therapy NEC** [93.78](#)
- Block**
 caudal --see Injection, spinal celiac ganglion or plexus [05.31](#)
 dissection
 breast
 bilateral [85.46](#)
 unilateral [85.45](#)
 bronchus [32.6](#)
 larynx [30.3](#)
 lymph nodes [40.50](#)
 neck [40.40](#)
 vulva [71.5](#)
 epidural, spinal --see Injection, spinal gasserian ganglion [04.81](#)
 intercostal nerves [04.81](#)
 intrathecal --see injection, spinal nerve (cranial) (peripheral) NEC [04.81](#)
 paravertebral stellate ganglion [05.31](#)
 peripheral nerve [04.81](#)
 spinal nerve root (intrathecal)
 --see Injection, spinal
 stellate (ganglion) [05.31](#)
 subarachnoid, spinal --see Injection, spinal sympathetic nerve [05.31](#)
 trigeminal nerve [04.81](#)
- Blood**
 flow study, Doppler-type (ultrasound)
 --see Ultrasonography
 patch, spine (epidural) [03.95](#)
 transfusion
 antihemophilic factor [99.06](#)
 autologous
 collected prior to surgery [99.02](#)
 intraoperative [99.00](#)
 perioperative [99.00](#)
 postoperative [99.00](#)
 previously collected [99.02](#)
 salvage [99.00](#)
 blood expander [99.08](#)
 blood surrogate [99.09](#)
 coagulation factors [99.06](#)
 exchange [99.01](#)
 granulocytes [99.09](#)
 hemodilution [99.03](#)
 other substance [99.09](#)
 packed cells [99.04](#)
 plasma [99.07](#)
 platelets [99.05](#)
 serum, other [99.07](#)
 thrombocytes [99.05](#)
- Blount operation**
 femoral shortening (with blade plate) [78.25](#)
 by epiphyseal stapling [78.25](#)
- Boari operation** (bladder flap) [56.74](#)
- Bobb operation** (cholelithotomy) [51.04](#)
- Bone**
 age studies [88.33](#)
 mineral density study [88.98](#)
- Bonney operation** (abdominal hysterectomy) [68.49](#)
 laparoscopic [68.41](#)
- Borthen operation** (iridotaxis) [12.63](#)
- Bost operation**
 plantar dissection [80.48](#)
 radiocarpal fusion [81.26](#)
- Bosworth operation**
 arthroplasty for acromioclavicular separation [81.83](#)
 fusion of posterior lumbar and lumbosacral spine [81.08](#)
 for pseudarthrosis [81.38](#)
 Resection of radial head ligaments (for tennis elbow) [80.92](#)
 shelf procedure, hip [81.40](#)
- Bottle repair of hydrocele, tunica-vaginalis** [61.2](#)
- Boyd operation** (hip disarticulation) [84.18](#)
- Brachytherapy**
 intravascular [92.27](#)
- Brauer operation** (cardiolysis) [37.10](#)
- Breech extraction** --see Extraction, breech
- Bricker operation** (ileoureterostomy) [56.51](#)
- Brisement (forcé)** [93.26](#)
- Bristow operation** (repair of shoulder dislocation) [81.82](#)
- Brock operation** (pulmonary valvotomy) [35.03](#)
- Brockman operation** (soft tissue release for clubfoot) [83.84](#)
- Bronchogram, bronchography** [87.32](#)
 endotracheal [87.31](#)
 transcricoid [87.32](#)
- Bronchoplasty** [33.48](#)
- Bronchorrhaphy** [33.41](#)
- Bronchoscopy NEC** [33.23](#)
 with biopsy [33.24](#)
 lung [33.27](#)
 brush [33.24](#)
 fiberoptic [33.22](#)
 with biopsy [33.24](#)
 lung [33.27](#)
 brush [33.24](#)
 through tracheostomy [33.21](#)
 with biopsy [33.24](#)
 lung [33.27](#)
 brush [33.24](#)
- Bronchspirometry** [89.38](#)
- Bronchostomy** [33.0](#)
 closure [33.42](#)
- Bronchotomy** [33.0](#)
- Browne (-Denis) operation**
 (hypospadias repair) [58.45](#)
- Brunschwig operation** (temporary gastrostomy) [43.19](#)

Buckling, scleral [14.49](#)

- with
 - air tamponade [14.49](#)
 - implant (silicone) (vitreous) [14.41](#)
 - resection of sclera [14.49](#)
 - vitrectomy [14.49](#)
 - vitreous implant (silicone) [14.41](#)

Bunionectomy (radical) [77.59](#)

- with
 - arthrodesis [77.52](#)
 - osteotomy of first metatarsal [77.51](#)
 - resection of joint with prosthetic implant [77.59](#)
 - soft tissue correction NEC [77.53](#)

Bunnell operation (tendon transfer) [82.56](#)**Burch procedure** (retropubic urethral suspension for urinary stress incontinence) [59.5](#)**Burgess operation**(amputation of ankle) [84.14](#)**Burn dressing** [93.57](#)**Burr holes** [01.24](#)**Bursectomy** [83.5](#)

- hand [82.31](#)

Bursocentesis [83.94](#)

- hand [82.92](#)

Bursotomy [83.03](#)

- hand [83.03](#)

Burying of fimbriae in uterine wall [66.97](#)**Bypass**

- abdominal - coronary artery [36.17](#)
- aortocoronary (catheter stent) (with prosthesis) (with saphenous vein graft) (with vein graft) [36.10](#)
- one coronary vessel [36.11](#)
- two coronary vessels [36.12](#)
- three coronary vessels [36.13](#)
- four coronary vessels [36.14](#)
- arterial (graft) (mandril grown graft) (vein graft) NEC [39.29](#)
- carotid-cerebral [39.28](#)
- carotid-vertebral [39.28](#)
- extracranial-intracranial [EC-IC] [39.28](#)
- intra-abdominal NEC [39.26](#)
- intrathoracic NEC [39.23](#)
- peripheral NEC [39.29](#)
- cardiopulmonary [39.61](#)
- open [39.61](#)
- percutaneous (closed) [39.66](#)
- carotid-cerebral [39.28](#)
- carotid-vertebral [39.28](#)
- coronary --see also Bypass, aortocoronary [36.10](#)
- extracranial-intracranial [EC-IC] [39.28](#)
- gastric [44.39](#)
- high [44.31](#)
- laparoscopic [44.38](#)
- Printen and Mason [44.31](#)

Bypass ---Cont.

- gastroduodenostomy (jaboulay's) [44.39](#)
- laparoscopic [44.38](#)
- percutaneous [endoscopic] [44.32](#)
- gastroenterostomy [44.39](#)
- laparoscopic [44.38](#)
- gastroepiploic - coronary artery [36.17](#)
- gastrogastrostomy [44.39](#)
- laparoscopic [44.38](#)
- graft, pressurized treatment [00.16](#)
- heart-lung (complete) (partial) [39.61](#)
- open [39.61](#)
- percutaneous (closed) [39.66](#)
- high gastric [44.31](#)
- ileo-jejunal [45.91](#)
- internal mammary-coronary artery (single) [36.13](#)
- double vessel [36.16](#)
- jejunal-ileum [45.91](#)
- pulmonary [39.61](#)
- open [39.61](#)
- percutaneous (closed) [39.66](#)
- shunt
 - intestine
 - large-to-large [45.94](#)
 - small-to-large [45.93](#)
 - small-to-small [45.91](#)
 - stomach [44.39](#)
 - high gastric [44.31](#)
 - laparoscopic [44.38](#)
- terminal ileum [45.93](#)
- vascular (arterial) (graft) (mandril grown graft) (vein graft) NEC [39.29](#)
- aorta-carotid-brachial [39.22](#)
- aorta-iliac-femoral [39.25](#)
- aorta-renal [39.24](#)
- aorta-subclavian-carotid [39.22](#)
- aortic-superior mesenteric [39.26](#)
- aortocarotid [39.22](#)
- aortoceliac [39.26](#)
- aortocoronary --see also Bypass, aortocoronary [36.10](#)
- aortofemoral [39.25](#)
- aortofemoral-popliteal [39.25](#)
- aortoiliac [39.25](#)
- to popliteal [39.25](#)
- aortoiliofemoral [39.25](#)
- aortomesenteric [39.26](#)
- aortopopliteal [39.25](#)
- aortorenal [39.24](#)
- aortosubclavian [39.22](#)
- axillary-brachial [39.29](#)
- axillary-femoral (superficial) [39.29](#)
- axillofemoral (superficial) [39.29](#)
- carotid-cerebral [39.28](#)
- carotid-vertebral [39.28](#)
- carotid to subclavian artery [39.22](#)
- common hepatic-common iliac-renal [39.26](#)

Bypass---Cont.

coronary --see also Bypass,
aortocoronary [36.10](#)
extracranial-intracranial [EC-IC] [39.28](#)
femoral-femoral [39.29](#)
femoroperoneal [39.29](#)
femoropopliteal (reversed saphenous
vein) (saphenous) [39.29](#)
femorotibial (anterior) (posterior) [39.29](#)
iliofemoral [39.25](#)
ilioiliac [39.26](#)
internal mammary-coronary
artery (single) [36.15](#)
double vessel [36.16](#)
intra-abdominal (arterial) NEC [39.26](#)
venous NEC [39.1](#)
intrathoracic NEC [39.23](#)
peripheral artery NEC [39.29](#)
popliteal-tibial [39.29](#)
renal artery [39.24](#)
splenorenal (venous) [39.1](#)
arterial [39.26](#)
subclavian-axillary [39.29](#)
subclavian-carotid [39.22](#)
subclavian-subclavian [39.22](#)
Y graft to renal arteries [39.24](#)

C

- Caldwell operation** (sulcus extension) [24.91](#)
Caldwell-Luc operation (maxillary sinusotomy) [22.39](#)
 with removal of membrane lining [22.31](#)
Calibration, urethra [89.29](#)
Calicectomy (renal) [55.4](#)
Callander operation (knee disarticulation) [84.16](#)
Caloric test, vestibular function [95.44](#)
Calycectomy (renal) [55.4](#)
Calyco-ileoneocystostomy [55.86](#)
Calycotomy (renal) [55.11](#)
Campbell operation
 bone block, ankle [81.11](#)
 fasciotomy (iliac crest) [83.14](#)
 reconstruction of anterior cruciate ligament [81.45](#)
Campimetry [95.05](#)
Canaliculodacryocystorhinostomy [09.81](#)
Canaliculoplasty [09.73](#)
Canaliculorhinostomy [09.81](#)
Canaloplasty, external auditory meatus [18.6](#)
Cannulation --see also Insertion, catheter
 ampulla of Vater [51.99](#)
 antrum [22.01](#)
 arteriovenous [39.93](#)
 artery [38.91](#)
 caval-mesenteric vein [39.1](#)
 cisterna chyli [40.61](#)
 Eustachian tube [20.8](#)
 lacrimal apparatus [09.42](#)
 lymphatic duct, left (thoracic) [40.61](#)
 nasal sinus (by puncture) [22.01](#)
 through natural ostium [22.02](#)
 pancreatic duct [52.92](#)
 by retrograde endoscopy (ERP) [52.93](#)
 renoportal [39.1](#)
 sinus (nasal) (by puncture) [22.01](#)
 through natural ostium [22.02](#)
 splenorenal (venous) [39.1](#)
 arterial [39.26](#)
 thoracic duct (cervical approach) (thoracic approach) [40.61](#)
Cannulization --see Cannulation
Canthocystostomy [09.82](#)
Canthoplasty [08.59](#)
Canthorrhaphy [08.52](#)
 division or severing [08.02](#)
Canthotomy [08.51](#)
Capsulectomy
 joint --see also Arthroectomy [80.90](#)
 kidney [55.91](#)
 lens [13.65](#)
 with extraction of lens [13.51](#)
Capsulectomy ---Cont.
 ovary [65.29](#)
 laparoscopic [65.25](#)
Capsulo-iridectomy [13.65](#)
Capsuloplasty --see Arthroplasty
Capsulorrhaphy [81.96](#)
 with arthroplasty --see Arthroplasty
 ankle [81.94](#)
 foot [81.94](#)
 lower extremity NEC [81.95](#)
 upper extremity [81.93](#)
Capsulotomy
 joint --see also Division, joint capsule [80.40](#)
 for claw toe repair [77.57](#)
 lens [13.64](#)
 with
 discission of lens [13.2](#)
 removal of foreign body [13.02](#)
 by magnet extraction [13.01](#)
Cardiac
 mapping [37.27](#)
 massage (external) (closed chest) [99.63](#)
 open chest [37.91](#)
 retraining [93.36](#)
Cardiac support device (CSD) [37.41](#)
Cardiectomy (stomach) [43.5](#)
Cardiocentesis [37.0](#)
Cardiography --see also Angiocardiology [88.50](#)
Cardiolysis [37.10](#)
Cardiomyopexy [36.39](#)
Cardiomyotomy [42.7](#)
Cardio-omentopexy [36.39](#)
Cardiopericardiopexy [36.39](#)
Cardioplasty (stomach and esophagus) [44.65](#)
 stomach alone [44.66](#)
 laparoscopic [44.67](#)
Cardioplegia [39.63](#)
Cardiopneumopexy [36.39](#)
Cardiorrhaphy [37.49](#)
Cardioschisis [37.12](#)
Cardiosplenopexy [36.39](#)
Cardiotomy (exploratory) [37.11](#)
Cardiovalvulotomy --see Valvulotomy, heart
Cardioversion (external) [99.62](#)
 atrial [99.61](#)
CardioWest™ Total Temporary Artificial Heart (TAH-t) [37.52](#)
Carotid pulse tracing with ECG lead [89.56](#)
Carpectomy (partial) [77.84](#)
 total [77.94](#)
Carroll and Taber arthroplasty (proximal interphalangeal joint) [81.72](#)

- Casting** (for immobilization) NEC [93.53](#)
with fracture-reduction --see Reduction,
fracture
- Castration**
female (oophorectomy, bilateral) [65.51](#)
laparoscopic [65.53](#)
male [62.41](#)
- C.A.T.** (computerized axial
tomography) --see also Scan,
C.A.T. [88.38](#)
- Catheterization** --see also Insertion, catheter
arteriovenous [39.93](#)
artery [38.91](#)
bladder, indwelling [57.94](#)
percutaneous (cystostomy) [57.17](#)
suprapubic NEC [57.18](#)
bronchus [96.05](#)
with lavage [96.56](#)
cardiac (right) [37.21](#)
combined left and right [37.23](#)
left [37.22](#)
combined with right heart [37.23](#)
right [37.21](#)
combined with left heart [37.23](#)
central venous NEC [38.93](#)
peripherally inserted central
catheter (PICC) [38.93](#)
chest [34.04](#)
revision (with lysis of adhesions) [34.04](#)
thoracoscopic [34.06](#)
thoracoscopic [34.06](#)
Eustachian tube [20.8](#)
heart (right) [37.21](#)
combined left and right [37.23](#)
left [37.22](#)
combined with right heart [37.23](#)
right [37.21](#)
combined with left heart [37.23](#)
hepatic vein [38.93](#)
inferior vena cava [38.93](#)
intercostal space (with water seal), for
drainage [34.04](#)
revision (with lysis of adhesions) [34.04](#)
thoracoscopic [34.06](#)
thoracoscopic [34.06](#)
lacrimonasal duct [09.44](#)
laryngeal [96.05](#)
nasolacrimal duct [09.44](#)
pancreatic cyst [52.01](#)
renal vein [38.93](#)
Swan-Ganz (pulmonary) [89.64](#)
transtracheal for oxygenation [31.99](#)
umbilical vein [38.92](#)
ureter (to kidney) [59.8](#)
for retrograde pyelogram [87.74](#)
urethra, indwelling [57.94](#)
vein NEC [38.93](#)
for renal dialysis [38.95](#)
- Cattell operation** (herniorrhaphy) [53.51](#)
- Cauterization** --see also Destruction,
lesion, by site
anus NEC [49.39](#)
endoscopic [49.31](#)
Bartholin's gland [71.24](#)
broad ligament [69.19](#)
bronchus [32.09](#)
endoscopic [32.01](#)
canaliculi [09.73](#)
cervix [67.32](#)
chalazion [08.25](#)
choroid plexus [02.14](#)
conjunctiva [10.33](#)
lesion [10.32](#)
cornea (fistula) (ulcer) [11.42](#)
ear, external [18.29](#)
endometrial implant --see Excision, lesion,
by site
entropion [08.41](#)
esophagus [42.39](#)
endoscopic [42.33](#)
eyelid [08.25](#)
for entropion or ectropion [08.41](#)
fallopian tube [66.61](#)
by endoscopy (hysteroscopy)
(laparoscopy) [66.29](#)
hemorrhoids [49.43](#)
iris [12.41](#)
lacrimal
gland [09.21](#)
punctum [09.72](#)
for eversion [09.71](#)
sac [09.6](#)
larynx [30.09](#)
liver [50.29](#)
lung [32.29](#)
endoscopic [32.28](#)
meibomian gland [08.25](#)
nose, for epistaxis (with packing) [21.03](#)
ovary [65.29](#)
laparoscopic [65.25](#)
palate (bony) [27.31](#)
pannus (superficial) [11.42](#)
pharynx [29.39](#)
punctum, lacrimal [09.72](#)
for eversion [09.71](#)
rectum [48.32](#)
radical [48.31](#)
round ligament [69.19](#)
sclera [12.84](#)
with iridectomy [12.62](#)
skin [86.3](#)
subcutaneous tissue [86.3](#)
tonsillar fossa [28.7](#)
urethra [58.39](#)
endoscopic [58.31](#)
uterosacral ligament [69.19](#)
uterotubal ostia [66.61](#)
uterus [68.29](#)

- Cauterization** ---Cont.
 vagina [70.33](#)
 vocal cords [30.09](#)
 vulva [71.3](#)
- Cavernoscopy** [34.21](#)
- Cavernostomy** [33.1](#)
- Cavernotomy, kidney** [55.39](#)
- Cavography** (inferior vena cava) [88.51](#)
- CCM** (implantation of cardiac contractility modulation)
 rechargeable pulse generator only [17.52](#)
 total system [17.51](#)
- Cecectomy** (with resection of terminal ileum)
 laparoscopic [17.32](#)
 open and other [45.72](#)
- Cecil operation** (urethral reconstruction) [58.46](#)
- Cecocoloplicopexy** [46.63](#)
- Cecocolostomy** [45.94](#)
- Cecofixation** [46.64](#)
- Ceco-ileostomy** [45.93](#)
- Cecopexy** [46.64](#)
- Cecoplication** [46.62](#)
- Cecorrhaphy** [46.75](#)
- Cecosigmoidostomy** [45.94](#)
- Cecostomy** (tube)--see also Colostomy [46.10](#)
- Cecotomy** [45.03](#)
- Celiocentesis** [54.91](#)
- Celioscopy** [54.21](#)
- Celiotomy, exploratory** [54.11](#)
- Cell block and Papanicolaou smear**
 --see Examination, microscopic
- CentriMag® acute circulatory support device** [37.62](#)
- Cephalogram** [87.17](#)
 dental [87.12](#)
 orthodontic [87.12](#)
- Cephalometry, cephalometrics** [87.17](#)
 echo [88.78](#)
 orthodontic [87.12](#)
 ultrasound (sonar) [88.78](#)
 x-ray [87.81](#)
- Cephalotomy, fetus** [73.8](#)
- Cerclage**
 anus [49.72](#)
 cervix [67.51](#)
 transabdominal [67.51](#)
 transvaginal [67.59](#)
 isthmus uteri (cervix) [67.59](#)
 retinal reattachment --see also
 Buckling, scleral [14.49](#)
 sclera --see also Buckling, scleral [14.49](#)
- Cervicectomy** (with synchronous colporrhaphy) [67.4](#)
- Cervicoplasty** [67.69](#)
- Cesarean section** [74.99](#)
 classical [74.0](#)
 corporeal [74.0](#)
 extraperitoneal [74.2](#)
 fundal [74.0](#)
 laparotrachelotomy [74.1](#)
 Latzko [74.2](#)
 low cervical [74.1](#)
 lower uterine segment [74.1](#)
 peritoneal exclusion [74.4](#)
 specified type NEC [74.4](#)
 supravascular [74.2](#)
 transperitoneal [74.4](#)
 classical [74.0](#)
 low cervical [74.1](#)
 upper uterine segment [74.0](#)
 vaginal [74.4](#)
 Waters [74.2](#)
- Chamberlain procedure** --see Mediastinotomy
- Chandler operation** (hip fusion) [81.21](#)
- Change** --see also Replacement
 cast NEC [97.13](#)
 lower limb [97.12](#)
 upper limb [97.11](#)
 cystostomy catheter or tube [59.94](#)
 gastrostomy tube [97.02](#)
 length
 bone --see either category [78.2](#) Shortening,
 bone or category [78.3](#) Lengthening,
 bone
 muscle [83.85](#)
 hand [82.55](#)
 tendon [83.85](#)
 hand [82.55](#)
 nephrostomy catheter or tube [55.93](#)
 pyelostomy catheter or tube [55.94](#)
 splint [97.14](#)
 tracheostomy tube [97.23](#)
 ureterostomy catheter or tube [55.93](#)
 urethral catheter, indwelling [57.95](#)
- Character analysis, psychological** [94.03](#)
- Charles operation** (correction of lymphedema) [40.9](#)
- Charnley operation** (compression arthrodesis)
 ankle [81.11](#)
 hip [81.21](#)
 knee [81.22](#)
- Cheate-Henry operation** --see Repair, hernia, femoral
- Check**
 automatic implantable
 cardioverter/defibrillator (AICD) (interrogation only) [89.49](#)
 CRT-D (cardiac resynchronization defibrillator) (interrogation only) [89.49](#)
 CRT-P (cardiac resynchronization pacemaker) (interrogation only) [89.45](#)

Check ---Cont.

- pacemaker, artificial (cardiac)(function) (interrogation only)(rate) [89.45](#)
- amperage threshold [89.48](#)
- artifact wave form [89.46](#)
- electrode impedance [89.47](#)
- voltage threshold [89.48](#)
- vision NEC [95.09](#)
- Cheiloplasty** [27.59](#)
- Cheilorrhaphy** [27.51](#)
- Cheilostomatoplasty** [27.59](#)
- Cheilotomy** [27.0](#)
- Chemical peel, skin** [86.24](#)
- Chemocauterization** --see also Destruction, lesion, by site
 - corneal epithelium [11.41](#)
 - palate [27.31](#)
- Chemodectomy** [39.89](#)
- Chemoembolization** [99.25](#)
- Chemolysis**
 - nerve (peripheral) [04.2](#)
 - spinal canal structure [03.8](#)
- Chemoneurolysis** [04.2](#)
- Chemoneucleolysis** (nucleus pulposus) [80.52](#)
- Chemopallidectomy** [01.42](#)
- Chemo peel (skin)** [86.24](#)
- Chemosurgery**
 - esophagus [42.39](#)
 - endoscopic [42.33](#)
 - Mohs' [86.24](#)
 - skin (superficial) [86.24](#)
 - stomach [43.49](#)
 - endoscopic [43.41](#)
- Chemothalamectomy** [01.41](#)
- Chemotherapy** --see also Immunotherapy
 - Antabuse [94.25](#)
 - for cancer NEC [99.25](#)
 - brain wafer implantation [00.10](#)
 - CLO [17.70](#)
 - clofarabine [17.70](#)
 - CLOLAR® [17.70](#)
 - implantation of chemotherapeutic agent [00.10](#)
 - interstitial implantation [00.10](#)
 - intracavitary implantation [00.10](#)
 - wafer chemotherapy [00.10](#)
 - ithium [94.22](#)
 - methadone [94.25](#)
 - palate (bony) [27.31](#)
- Chevalier-Jackson operation** (partial laryngectomy) [30.29](#)
- Child operation** (radical subtotal pancreatectomy) [52.53](#)
- Cholangiocholangiostomy** [51.39](#)
- Cholangiocholecystocholedochectomy** [51.22](#)
- Cholangio-enterostomy** [51.39](#)
- Cholangiogastrostomy** [51.39](#)

- Cholangiogram** [87.54](#)
 - endoscopic retrograde (ERC) [51.11](#)
 - intraoperative [87.53](#)
 - intravenous [87.52](#)
 - percutaneous hepatic [87.51](#)
 - transhepatic [87.53](#)
- Cholangiography** --see also Cholangiogram [87.54](#)
- Cholangiojejunostomy** (intrahepatic) [51.39](#)
- Cholangiopancreatography, endoscopic retrograde (ERCP)** [51.10](#)
- Cholangiostomy** [51.59](#)
- Cholangiotomy** [51.59](#)
- Cholecystectomy** (total) [51.22](#)
 - partial [51.21](#)
 - laparoscopic [51.24](#)
 - total [51.22](#)
 - laparoscopic [51.23](#)
- Cholecystenterorrhaphy** [51.91](#)
- Cholecystoecostomy** [51.32](#)
- Cholecystocholangiogram** [87.59](#)
- Cholecystocolostomy** [51.32](#)
- Cholecystoduodenostomy** [51.32](#)
- Cholecystoenterostomy** (Winiwater) [51.32](#)
- Cholecystogastrostomy** [51.34](#)
- Cholecystogram** [87.59](#)
- Cholecystoileostomy** [51.32](#)
- Cholecystojejunostomy** (Roux-en-Y) (with jejunojejunostomy) [51.32](#)
- Cholecystopancreatostomy** [51.33](#)
- Cholecystopexy** [51.99](#)
- Cholecystorrhaphy** [51.91](#)
- Cholecystostomy** NEC [51.03](#)
 - by trocar [51.02](#)
- Cholecystotomy** [51.04](#)
 - percutaneous [51.01](#)
- Choledochotomy** [51.63](#)
- Choledochoduodenostomy** [51.36](#)
- Choledochointerostomy** [51.36](#)
- Choledochojejunostomy** [51.36](#)
- Choledocholithotomy** [51.41](#)
 - endoscopic [51.88](#)
- Choledocholithotripsy** [51.41](#)
 - endoscopic [51.88](#)
- Choledochopancreatostomy** [51.39](#)
- Choledochoplasty** [51.72](#)
- Choledochorrhaphy** [51.71](#)
- Choledochoscopy** [51.11](#)
- Choledochostomy** [51.51](#)
- Choledochotomy** [51.51](#)
- Cholelithotomy** [51.04](#)
- Chondrectomy** [80.90](#)
 - ankle [80.97](#)
 - elbow [80.92](#)
 - foot and toe [80.98](#)
 - hand and finger [80.94](#)
 - hip [80.95](#)
 - intervertebral cartilage --see category [80.5](#)

Chondrectomy--Cont

- knee (semilunar cartilage) [80.6](#)
- nasal (submucous) [21.5](#)
- semilunar cartilage (knee) [80.6](#)
- shoulder [80.91](#)
- specified site NEC [80.99](#)
- spine --see category [80.5](#)
- wrist [80.93](#)

Chondroplasty --see Arthroplasty**Chondrosternoplasty** (for pectus excavatum repair) [34.74](#)**Chondrotomy**--see also Division, cartilage [80.40](#)

- nasal [21.1](#)

Chopart operation (midtarsal amputation) [84.12](#)**Chordectomy, vocal** [30.22](#)**Chordotomy** (spinothlamic) (anterior) (posterior) NEC [03.29](#)

- percutaneous [03.21](#)
- stereotactic [03.21](#)

Ciliarotomy [12.55](#)**Ciliectomy** (ciliary body) [12.44](#)

- eyelid margin [08.20](#)

Cinch, cinching

- for scleral buckling --see also Buckling, scleral [14.49](#)
- ocular muscle (oblique) (rectus) [15.22](#)
- multiple (two or more muscles) [15.4](#)

Cineangiocardiology --see also

- Angiocardiology [88.50](#)

Cineplasty, cineplastic prosthesis

- amputation --see Amputation
- arm [84.44](#)
- biceps [84.44](#)
- extremity [84.40](#)
- lower [84.48](#)
- upper [84.44](#)
- leg [84.48](#)

Cineradiograph --see Radiography**Cingulotomy** (brain) (percutaneous radio-frequency) [01.32](#)**Circumcision** (male) [64.0](#)

- female [71.4](#)

CISH [classic infrafascial SEMM hysterectomy] [68.31](#)**Clagett operation** (closure of chest wall following open flap drainage) [34.72](#)**Clamp and cautery, hemorrhoids** [49.43](#)**Clamping**

- aneurysm (cerebral) [39.51](#)
- blood vessel --see Ligation, blood vessel
- ventricular shunt [02.43](#)

Clavicotomy [77.31](#)

- fetal [73.8](#)

Claviclectomy (partial) [77.81](#)

- total [77.91](#)

Clayton operation (resection of metatarsal heads and bases of phalanges) [77.88](#)**Cleaning, wound** [96.59](#)**Clearance**

- bladder (transurethral) [57.0](#)
- pelvic
 - female [68.8](#)
 - male [57.71](#)

- prescalene fat pad [40.21](#)

- renal pelvis (transurethral) [56.0](#)

- ureter (transurethral) [56.0](#)

Cleidotomy [77.31](#)

- fetal [73.8](#)

Cleft lift [86.21](#)**Clipping**

- aneurysm (basilar) (carotid) (cerebellar) (cerebellopontine) (communicating artery) (vertebral) [39.51](#)
- arteriovenous fistula [39.53](#)
- frenulum, frenum
 - labia (lips) [27.91](#)
 - lingual (tongue) [25.91](#)
- left atrial appendage [37.36](#)
- tip of uvula [27.72](#)

Clitoridectomy [71.4](#)**Clitoridotomy** [71.4](#)**Clivogram** [87.02](#)**Closure** --see also Repair

- abdominal wall [54.63](#)
- delayed (granulating wound) [54.62](#)
- secondary [54.61](#)
- tertiary [54.62](#)
- amputation stump, secondary [84.3](#)
- anular disc [80.54](#)
- with graft or prosthesis [80.53](#)
- anulus fibrosus [80.54](#)
- with graft or prosthesis [80.53](#)
- aorticopulmonary fenestration(fistula) [39.59](#)
- appendicostomy [47.92](#)
- artificial opening
 - bile duct [51.79](#)
 - bladder [57.82](#)
 - bronchus [33.42](#)
 - common duct [51.72](#)
 - esophagus [42.83](#)
 - gallbladder [51.92](#)
 - hepatic duct [51.79](#)
 - intestine [46.50](#)
 - large [46.52](#)
 - small [46.51](#)
 - kidney [55.82](#)
 - larynx [31.62](#)
 - rectum [48.72](#)
 - stomach [44.62](#)
 - thorax [34.72](#)
 - trachea [31.72](#)
 - ureter [56.83](#)
 - urethra [58.42](#)

Closure ---Cont.

atrial septal defect --see also Repair, atrial septal defect [35.71](#)
 with umbrella device(King-Mills type) [35.52](#)
 combined with repair of valvular and ventricular septal defects --see Repair, endocardial cushion defect
 bronchostomy [33.42](#)
 cecostomy [46.52](#)
 cholecystostomy [51.92](#)
 cleft hand [82.82](#)
 colostomy [46.52](#)
 cystostomy [57.82](#)
 diastema (alveolar) (dental) [24.8](#)
 disrupted abdominal wall (postoperative) [54.61](#)
 duodenostomy [46.51](#)
 encephalocele [02.12](#)
 endocardial cushion defect --see also Repair, endocardial cushion defect [35.73](#)
 enterostomy [46.50](#)
 esophagostomy [42.83](#)
 fenestration
 aorticopulmonary [39.59](#)
 septal, heart --see also Repair, heart, septum [35.70](#)
 filtering bleb, corneoscleral (post-glaucoma) [12.66](#)
 fistula
 abdominothoracic [34.83](#)
 anorectal [48.73](#)
 anovaginal [70.73](#)
 antrobuccal [22.71](#)
 anus [49.73](#)
 aorticopulmonary (fenestration) [39.59](#)
 aortoduodenal [39.59](#)
 appendix [47.92](#)
 biliary tract [51.79](#)
 bladder NEC [57.84](#)
 branchial cleft [29.52](#)
 bronchocutaneous [33.42](#)
 bronchoesophageal [33.42](#)
 bronchomediastinal [34.73](#)
 bronchopleural [34.73](#)
 bronchopleurocutaneous [34.73](#)
 bronchopleuromediastinal [34.73](#)
 bronchovisceral [33.42](#)
 bronchus [33.42](#)
 cecosigmoidal [46.76](#)
 cerebrospinal fluid [02.12](#)
 cervicoaural [18.79](#)
 cervicosigmoidal [67.62](#)
 cervicovesical [57.84](#)
 cervix [67.62](#)
 cholecystocolic [51.93](#)
 cholecystoduodenal [51.93](#)
 cholecystoenteric [51.93](#)
 cholecystogastric [51.93](#)

Closure -fistula ---Cont.

cholecystojejunal [51.93](#)
 cisterna chyli [40.63](#)
 colon [46.76](#)
 colovaginal [70.72](#)
 common duct [51.72](#)
 cornea [11.49](#)
 with lamellar graft (homograft) [11.62](#)
 autograft [11.61](#)
 diaphragm [34.83](#)
 duodenum [46.72](#)
 ear, middle [19.9](#)
 ear drum [19.4](#)
 enterocolic [46.74](#)
 enterocutaneous [46.74](#)
 enterouterine [69.42](#)
 enterovaginal [70.74](#)
 enterovesical [57.83](#)
 esophagobronchial [33.42](#)
 esophagocutaneous [42.84](#)
 esophagopleurocutaneous [34.73](#)
 esophagotracheal [31.73](#)
 esophagus NEC [42.84](#)
 fecal [46.79](#)
 gallbladder [51.93](#)
 gastric NEC [44.63](#)
 gastrocolic [44.63](#)
 gastroenterocolic [44.63](#)
 gastroesophageal [42.84](#)
 gastrojejunal [44.63](#)
 gastrojejunocolic [44.63](#)
 heart valve --see Repair, heart, valve
 hepatic duct [51.79](#)
 hepatopleural [34.73](#)
 hepatopulmonary [34.73](#)
 ileorectal [46.74](#)
 ileosigmoidal [46.74](#)
 ileovesical [57.83](#)
 ileum [46.74](#)
 in ano [49.73](#)
 intestine [46.79](#)
 large [46.76](#)
 small NEC [46.74](#)
 intestinocolonic [46.74](#)
 intestinoureteral [56.84](#)
 intestinouterine [69.42](#)
 intestinovaginal [70.74](#)
 intestinovesical [57.83](#)
 jejunum [46.74](#)
 kidney [55.83](#)
 lacrimal [09.99](#)
 laryngotracheal [31.62](#)
 larynx [31.62](#)
 lymphatic duct, left (thoracic) [40.63](#)
 mastoid (antrum) [19.9](#)
 mediastinobronchial [34.73](#)
 mediastinocutaneous [34.73](#)
 mouth (external) [27.53](#)
 nasal [21.82](#)

Closure -fistula ---Cont.

sinus [22.71](#)
 nasolabial [21.82](#)
 nasopharyngeal [21.82](#)
 oroantral [22.71](#)
 oronasal [21.82](#)
 oval window (ear) [20.93](#)
 pancreaticoduodenal [52.95](#)
 perilymph [20.93](#)
 perineorectal [48.73](#)
 perineosigmoidal [46.76](#)
 perineourethroscrotal [58.43](#)
 perineum [71.72](#)
 perirectal [48.93](#)
 pharyngoesophageal [29.53](#)
 pharynx NEC [29.53](#)
 pleura, pleural NEC [34.93](#)
 pleurocutaneous [34.73](#)
 pleuropericardial [37.49](#)
 pleuroperitoneal [34.83](#)
 pulmonoperitoneal [34.83](#)
 rectolabial [48.73](#)
 rectoureteral [56.84](#)
 rectourethral [58.43](#)
 rectovaginal [70.73](#)
 rectovesical [57.83](#)
 rectovesicovaginal [57.83](#)
 rectovulvar [48.73](#)
 rectum NEC [48.73](#)
 renal [55.83](#)
 reno-intestinal [55.83](#)
 round window [20.93](#)
 salivary (gland) (duct) [26.42](#)
 scrotum [61.42](#)
 sigmoidovaginal [70.74](#)
 sigmoidovesical [57.83](#)
 splenicocolic [41.95](#)
 stomach NEC [44.63](#)
 thoracic duct [40.63](#)
 thoracoabdominal [34.83](#)
 thoracogastric [34.83](#)
 thoracointestinal [34.83](#)
 thorax NEC [34.73](#)
 trachea NEC [31.73](#)
 tracheoesophageal [31.73](#)
 tympanic membrane --see also
 Tympanoplasty [19.4](#)
 umbilicourinary [57.51](#)
 ureter [56.84](#)
 ureterocervical [56.84](#)
 ureterorectal [56.84](#)
 ureterosigmoidal [56.84](#)
 ureterovaginal [56.84](#)
 ureterovesical [56.84](#)
 urethra [58.43](#)
 urethrerperineal [58.43](#)
 urethrerperineovesical [57.84](#)
 urethrerrectal [58.43](#)
 urethrerthroscrotal [58.43](#)

Closure -fistula ---Cont.

urethrovaginal [58.43](#)
 uteroenteric [69.42](#)
 uterointestinal [69.42](#)
 uterorectal [69.42](#)
 uteroureteric [56.84](#)
 uterovaginal [69.42](#)
 uterovesical [57.84](#)
 vagina [70.75](#)
 vaginocutaneous [70.75](#)
 vaginoenteric [70.74](#)
 vaginoperineal [70.75](#)
 vaginovesical [57.84](#)
 vesicocervicovaginal [57.84](#)
 vesicocolic [57.83](#)
 vesicocutaneous [57.84](#)
 vesicoenteric [57.83](#)
 vesicometrorectal [57.83](#)
 vesicoperineal [57.84](#)
 vesicorectal [57.83](#)
 vesicosigmoidal [57.83](#)
 vesicosigmoidovaginal [57.83](#)
 vesicoureteral [56.84](#)
 vesicoureterovaginal [56.84](#)
 vesicourethral [57.84](#)
 vesicourethrorectal [57.83](#)
 vesicouterine [57.84](#)
 vesicovaginal [57.84](#)
 vulva [71.72](#)
 vulvorectal [48.73](#)
 foramen ovale (patent) [35.71](#)
 with
 prosthesis(open heart technique)[35.51](#)
 closed heart technique [35.52](#)
 tissue graft [35.61](#)
 gastroduodenostomy [44.5](#)
 gastrojejunostomy [44.5](#)
 gastrostomy [44.62](#)
 ileostomy [46.51](#)
 jejunostomy [46.51](#)
 laceration --see also Suture, by site
 liver [50.61](#)
 laparotomy, delayed [54.62](#)
 meningocele (spinal) [03.51](#)
 cerebral [02.12](#)
 myelomeningocele [03.52](#)
 nephrostomy [55.82](#)
 palmar cleft [82.82](#)
 patent ductus arteriosus [38.85](#)
 pelviostomy [55.82](#)
 peptic ulcer (bleeding) (perforated) [44.40](#)
 perforation
 ear drum--see also Tympanoplasty [19.4](#)
 esophagus [42.82](#)
 nasal septum [21.88](#)
 tympanic membrane --see also
 Tympanoplasty [19.4](#)
 proctostomy [48.72](#)
 punctum, lacrimal (papilla) [09.91](#)

Closure ---Cont.

pylorostomy [55.82](#)
 rectostomy [48.72](#)
 septum defect (heart) --see also Repair,
 heart, septum [35.70](#)
 sigmoidostomy [46.52](#)
 skin (V-Y type) [86.59](#)
 stoma
 bile duct [51.79](#)
 bladder [57.82](#)
 bronchus [33.42](#)
 common duct [51.72](#)
 esophagus [42.83](#)
 gallbladder [51.92](#)
 hepatic duct [51.79](#)
 intestine [46.50](#)
 large [46.52](#)
 small [46.51](#)
 kidney [55.82](#)
 larynx [31.62](#)
 rectum [48.72](#)
 stomach [44.62](#)
 thorax [34.72](#)
 trachea [31.72](#)
 ureter [56.83](#)
 urethra [58.42](#)
 thoracostomy [34.72](#)
 tracheostomy [31.72](#)
 ulcer (bleeding) (peptic) (perforated) [44.40](#)
 duodenum [44.42](#)
 gastric [44.41](#)
 intestine (perforated) [46.79](#)
 skin [86.59](#)
 stomach [44.41](#)
 ureterostomy [56.83](#)
 urethrostomy [58.42](#)
 vagina [70.8](#)
 vascular
 percutaneous puncture --omit code
 vesicostomy [57.22](#)
 wound --see also Suture, by site
 with graft --see Graft
 with tissue adhesive [86.59](#)

Coagulation, electrocoagulation --see also
 Destruction,lesion, by site
 aneurysm (cerebral) (peripheral vessel)
 [39.52](#)
 arteriovenous fistula [39.53](#)
 brain tissue (incremental) (radiofrequency)
 [01.59](#)
 broad ligament [69.19](#)
 cervix [67.32](#)
 ear
 external [18.29](#)
 inner [20.79](#)
 middle [20.51](#)
 fallopian tube [66.61](#)
 gasserian ganglion [04.05](#)
 nose, for epistaxis (with packing) [21.03](#)

Coagulation, electrocoagulation ---Cont.

ovary [65.29](#)
 laparoscopic [65.25](#)
 pharynx (by diathermy) [29.39](#)
 prostatic bed [60.94](#)
 rectum (polyp) [48.32](#)
 radical [48.31](#)
 retina (for)
 destruction of lesion [14.21](#)
 reattachment [14.51](#)
 repair for tear [14.31](#)
 round ligament [69.19](#)
 semicircular canals [20.79](#)
 spinal cord (lesion) [03.4](#)
 urethrovesical junction,transurethral [57.49](#)
 uterosacral ligament [69.19](#)
 uterus [68.29](#)
 vagina [70.33](#)
 vulva [71.3](#)

Coating, aneurysm of brain [39.52](#)
Cobalt-60 therapy (treatment) [92.23](#)
Coccygectomy (partial) [77.89](#)
 total [77.99](#)
Coccygotomy [77.39](#)
"Cocked hat" procedure (metacarpal
 lengthening and transfer of local flap) [82.69](#)
Cockett operation (varicose vein)
 lower limb [38.59](#)
 upper limb [38.53](#)
Cody tack (perforation of footplate) [19.0](#)
Coffey operation (uterine suspension)
 (Meig's modification) [69.22](#)
Cole operation (anterior tarsal wedge
 osteotomy) [77.28](#)
Colectomy (partial) (segmental) (subtotal)
 cecum (with terminal ileum)
 laparoscopic [17.32](#)
 open and other [45.72](#)
 laparoscopic [17.39](#)
 left (Hartmann) (lower) (radical)
 laparoscopic [17.35](#)
 open and other [45.75](#)
 multiple segmental
 laparoscopic [17.31](#)
 open and other [45.71](#)
 open and other [45.79](#)
 right (radical)
 laparoscopic [17.33](#)
 open and other [45.73](#)
 sigmoid
 laparoscopic [17.36](#)
 open and other [45.76](#)
 terminal ileum with cecum
 laparoscopic [17.32](#)
 open and other [45.72](#)
 total
 laparoscopic [45.81](#)
 open [45.82](#)
 other [45.83](#)

- Colectomy** -total ---*Cont*
 unspecified [45.83](#)
 transverse
 laparoscopic [17.34](#)
 open and other [45.74](#)
- Collapse, lung, surgical** [33.39](#)
 by
 destruction of phrenic nerve [33.31](#)
 pneumoperitoneum [33.33](#)
 pneumothorax, artificially-induced [33.32](#)
 thoracoplasty [33.34](#)
- Collection, sperm for artificial insemination** [99.96](#)
- Collis-Nissen operation** (hiatal hernia repair with esophagogastroplasty) [53.80](#)
- Colocentesis** [45.03](#)
- Colocolostomy** [45.94](#)
 proximal to distal segment [45.79](#)
- Colocystoplasty** [57.87](#) [145.52](#)
- Colofixation** [46.64](#)
- Coloileotomy** [45.00](#)
- Colonna operation**
 adductor tenotomy (first stage) [83.12](#)
 hip arthroplasty (second stage) [81.40](#)
 reconstruction of hip (second stage) [81.40](#)
- Colonoscopy** [45.23](#)
 with
 biopsy [45.25](#)
 rectum [48.24](#)
 stent ---*see* Insertion, stent, colon
 fiberoptic (flexible) [45.23](#)
 intraoperative [45.21](#)
 through stoma (artificial) [45.22](#)
 transabdominal [45.21](#)
- Colopexy** [46.63](#)
- Coloplication** [46.64](#)
- Coloproctostomy** [45.94](#)
- Colorectosigmoidostomy** [45.94](#)
- Colorectostomy** [45.94](#)
- Colorrhaphy** [46.75](#)
- Coloscopy** --*see* Colonoscopy
- Colosigmoidostomy** [45.94](#)
- Colostomy** (ileo-ascending) (ileotransverse)
 (perineal) (transverse) [46.10](#)
 with anterior rectal resection [48.62](#)
 delayed opening [46.14](#)
 loop [46.03](#)
 permanent (magnetic) [46.13](#)
 temporary [46.11](#)
- Colotomy** [45.03](#)
- Colpectomy** [70.4](#)
- Colpoceliocentesis** [70.0](#)
- Colpocentesis** [70.0](#)
- Colpocleisis** (complete) (partial) [70.8](#)
- Colpohysterectomy** [68.59](#)
 laparoscopically assisted (LAVH) [68.51](#)
- Colpoperineoplasty** [70.79](#)
 with repair of urethrocele [70.51](#)
 with graft or prosthesis [70.53](#)
- Colpoperineorrhaphy** [70.71](#)
 following delivery [75.69](#)
- Colpopexy** [70.77](#)
 with graft or prosthesis [70.78](#)
- Colpoplasty** [70.79](#)
- Colpopoiesis** [70.61](#)
 vaginal constriction [70.61](#)
 with graft or prosthesis [70.63](#)
- Colporrhaphy** [70.71](#)
 anterior (cystocele repair) [70.51](#)
 with graft or prosthesis [70.54](#)
 for repair of
 cystocele [70.51](#)
 with rectocele [70.50](#)
 with graft or prosthesis [70.53](#)
 enterocele [70.92](#)
 with graft or prosthesis [70.93](#)
 rectocele [70.52](#)
 with cystocele [70.50](#)
 with graft or prosthesis [70.53](#)
 urethrocele [70.51](#)
 with graft or prosthesis [70.54](#)
 posterior (rectocele repair) [70.52](#)
 with graft or prosthesis [70.55](#)
- Colposcopy** [70.21](#)
- Colpotomy** [70.14](#)
 for pelvic peritoneal drainage [70.12](#)
- Commando operation** (radical glossectomy) [25.4](#)
- Commissurotomy**
 closed heart technique --*see* Valvulotomy, heart
 open heart technique --*see* Valvuloplasty, heart
- Compression, trigeminal nerve** [04.02](#)
- Conchectomy** [21.69](#)
- Conchotomy** [21.1](#)
- Conduction study, nerve** [89.15](#)
- Conduitogram, ileum** [87.78](#)
- Condylectomy** --*see* category [77.8](#)
 mandible [76.5](#)
- Condylotomy NEC** --*see also* Division,
 joint capsule [80.40](#)
 mandible (open) [76.62](#)
 closed [76.61](#)
- Conization**
 cervix (knife) (sharp) (biopsy) [67.2](#)
 by
 cryosurgery [67.33](#)
 electroconization [67.32](#)
- Conjunctivocystorhinostomy** [09.82](#)
 with insertion of tube or stent [09.83](#)
- Conjunctivodacryocystorhinostomy** (CDCR) [09.82](#)
 with insertion of tube or stent [09.83](#)
- Conjunctivodacryocystostomy** [09.82](#)
 with insertion of tube or stent [09.83](#)
- Conjunctivoplasty** [10.49](#)

- Conjunctivorhinostomy** [09.82](#)
with insertion of tube or stent [09.83](#)
- Constriction of globe, for scleral buckling**
--see also Buckling, scleral [14.49](#)
- Constriction**
auricle, ear (with graft) (with implant) [18.71](#)
ear
auricle (with graft) (with implant) [18.71](#)
meatus (osseous) (skin-lined) [18.6](#)
endorectal ileal pouch (J-pouch)
(H-pouch) (S-pouch) (with
anastomosis to anus) [45.95](#)
esophagus, artificial --see Anastomosis,
esophagus
ileal bladder (open) [56.51](#)
closed [57.87](#) [[45.51](#)]
ileal conduit [56.51](#)
larynx, artificial [31.75](#)
patent meatus (ear) [18.6](#)
penis (rib graft) (skin graft)
(myocutaneous flap) [64.43](#)
pharyngeal valve, artificial [31.75](#)
urethra [58.46](#)
vagina, artificial [70.61](#)
with graft or prosthesis [70.63](#)
venous valves (peripheral) [39.59](#)
- Consultation** [89.09](#)
comprehensive [89.07](#)
limited (single organ system) [89.06](#)
specified type NEC [89.08](#)
- Continuous positive airway pressure**
[CPAP] (non-invasive) [93.90](#)
delivered by
endotracheal tube --see category [96.7](#)
tracheostomy --see category [96.7](#)
- Control**
atmospheric pressure and composition
NEC [93.98](#)
antigen-free air conditioning [93.98](#)
decompression chamber [93.97](#)
mountain sanatorium [93.98](#)
epistaxis [21.00](#)
by
cauterization (and packing) [21.03](#)
coagulation (with packing) [21.03](#)
electrocoagulation (with packing)
[21.03](#)
excision of nasal mucosa with
grafting [21.07](#)
ligation of artery [21.09](#)
ethmoidal [21.04](#)
external carotid [21.06](#)
maxillary (transantral) [21.05](#)
packing (nasal) (anterior) [21.01](#)
posterior (and anterior) [21.02](#)
specified means NEC [21.09](#)
hemorrhage [39.98](#)
abdominal cavity [54.19](#)
adenoids (postoperative) [28.7](#)
- Control** - hemorrhage --Cont.
anus (postoperative) [49.95](#)
bladder (postoperative) [57.93](#)
chest [34.09](#)
colon [45.49](#)
endoscopic [45.43](#)
duodenum (ulcer) [44.49](#)
by
embolization (transcatheter) [44.44](#)
suture (ligation) [44.42](#)
endoscopic [44.43](#)
esophagus [42.39](#)
endoscopic [42.33](#)
gastric (ulcer) [44.49](#)
by
embolization (transcatheter) [44.44](#)
suture (ligation) [44.41](#)
endoscopic [44.43](#)
intrapleural [34.09](#)
postoperative (recurrent) [34.03](#)
laparotomy site [54.12](#)
nose --see also Control, epistaxis [21.00](#)
peptic (ulcer) [44.49](#)
by
embolization (transcatheter) [44.44](#)
suture (ligation) [44.40](#)
endoscopic [44.43](#)
pleura, pleural cavity [34.09](#)
postoperative (recurrent) [34.03](#)
postoperative NEC [39.98](#)
postvascular surgery [39.41](#)
prostate [60.94](#)
specified site NEC [39.98](#)
stomach --see Control, hemorrhage,
gastric
thorax NEC [34.09](#)
postoperative (recurrent) [34.03](#)
thyroid (postoperative) [06.02](#)
tonsils (postoperative) [28.7](#)
- Conversion**
anastomosis --see Revision, anastomosis
atrial rhythm (to sinus rhythm) [99.61](#)
cardiac rhythm NEC [99.69](#)
to sinus rhythm [99.62](#)
gastrostomy to jejunostomy
(endoscopic)
for feeding tube placement [46.32](#)
obstetrical position --see Version
- Cooling, gastric** [96.31](#)
- CorCap™** [37.41](#)
- Cordectomy, vocal** [30.22](#)
- Cordopexy, vocal** [31.69](#)
- Cordotomy**
spinal (bilateral) NEC [03.29](#)
percutaneous [03.21](#)
vocal [31.3](#)
- Corectomy** [12.12](#)
- Corelysis** [12.35](#)

- Coreoplasty** [12.35](#)
- Corneoconjunctivoplasty** [11.53](#)
- Corpectomy**, (vertebral) [80.99](#)
with disectomy [80.99](#)
- Correction** --see also Repair
atresia
 esophageal [42.85](#)
 by magnetic forces [42.99](#)
 external meatus (ear) [18.6](#)
 nasopharynx, nasopharyngeal [29.4](#)
 rectum [48.0](#)
 tricuspid [35.94](#)
atrial septal defect --see also Repair,
 atrial septal defect [35.71](#)
 combined with repair of valvular
 and ventricular septal defects
 --see Repair, endocardial
 cushion defect
blepharoptosis --see also Repair,
 blepharoptosis [08.36](#)
bunionette (with osteotomy) [77.54](#)
chordee [64.42](#)
claw toe [77.57](#)
cleft
 lip [27.54](#)
 palate [27.62](#)
clubfoot NEC [83.84](#)
coarctation of aorta
 with
 anastomosis [38.34](#)
 graft replacement [38.44](#)
cornea NEC [11.59](#)
 refractive NEC [11.79](#)
 epikeratophakia [11.76](#)
 keratomileusis [11.71](#)
 keratophakia [11.72](#)
 radial keratotomy [11.75](#)
esophageal atresia [42.85](#)
 by magnetic forces [42.99](#)
everted lacrimal punctum [09.71](#)
eyelid
 ptosis --see also Repair,
 blepharoptosis [08.36](#)
 retraction [08.38](#)
fetal defect [75.36](#)
forcible, of musculoskeletal deformity
 NEC [93.29](#)
hammer toe [77.56](#)
hydraulic pressure, open surgery for
 penile inflatable prosthesis [64.99](#)
 urinary artificial sphincter [58.99](#)
intestinal malrotation [46.80](#)
 large [46.82](#)
 small [46.81](#)
inverted uterus --see Repair, inverted
 uterus
lymphedema (of limb) [40.9](#)
 excision with graft [40.9](#)
 obliteration of lymphatics [40.9](#)
- Correction** -lymphedema---Cont.
 transplantation of autogenous
 lymphatics [40.9](#)
nasopharyngeal atresia [29.4](#)
overlapping toes [77.58](#)
palate (cleft) [27.62](#)
prognathism NEC [76.64](#)
prominent ear [18.5](#)
punctum (everted) [09.71](#)
spinal pseudarthrosis --see Refusion,
 spinal
 syndactyly [86.85](#)
tetralogy of Fallot
 one-stage [35.81](#)
 partial --see specific procedure
 total [35.81](#)
total anomalous pulmonary venous
 connection
 one-stage [35.82](#)
 partial --see specific procedure
 total [35.82](#)
transposition, great arteries, total [35.84](#)
tricuspid atresia [35.94](#)
truncus arteriosus
 one-stage [35.83](#)
 partial --see specific procedure
 total [35.83](#)
ureteropelvic junction [55.87](#)
ventricular septal defect --see also Repair,
 ventricular septal defect [35.72](#)
 combined with repair of valvular and
 atrial septal defects --see Repair,
 endocardial cushion defect
- Costectomy** [77.91](#)
 with lung excision --see Excision, lung
 associated with thoracic operation
 --omit code
- Costochondrectomy** [77.91](#)
 associated with thoracic operation
 --omit code
- Costosternoplasty** (pectus excavatum
 repair) [34.74](#)
- Costotomy** [77.31](#)
- Costotransversectomy** [77.91](#)
 associated with thoracic operation
 --omit code
- Counseling (for) NEC** [94.49](#)
 alcoholism [94.46](#)
 drug addiction [94.45](#)
 employers [94.49](#)
- Counseling** ---Cont.
 family (medical) (social) [94.49](#)
 marriage [94.49](#)
 ophthalmologic (with instruction) [95.36](#)
 pastoral [94.49](#)
- Countershock, cardiac** NEC [99.62](#)
- Craniotomy** (tibial wedge
 osteotomy) [77.27](#)

- CPAP** (continuous positive airway pressure) [93.90](#)
 delivered by
 endotracheal tube --see category [96.7](#)
 tracheostomy --see category [96.7](#)
- Craniectomy** [01.25](#)
 linear (opening of cranial suture) [02.01](#)
 reopening of site [01.23](#)
 strip (opening of cranial suture) [02.01](#)
- Cranioclasia, fetal** [73.8](#)
- Cranioplasty** [02.06](#)
 with synchronous repair of encephalocele [02.12](#)
- Craniotomy** [01.24](#)
 as operative approach --omit code
 fetal [73.8](#)
 for decompression of fracture [02.02](#)
 reopening of site [01.23](#)
- Craterization, bone** --see also Excision,
 lesion, bone [77.60](#)
- Crawford operation** (tarso-frontalis sling
 of eyelid) [08.32](#)
- Creation** --see also Formation
 cardiac device (defibrillator) (pacemaker)
 pocket
 with initial insertion of cardiac device
 --omit code
 new site (skin) (subcutaneous) [37.79](#)
 conduit
 apical-aortic (AAC) [35.93](#)
 ileal (urinary) [56.51](#)
 left ventricle and aorta [35.93](#)
 right atrium and pulmonary artery [35.94](#)
 right ventricle and pulmonary
 (distal) artery [35.92](#)
 in repair of
 pulmonary artery atresia [35.92](#)
 transposition of great vessels [35.92](#)
 truncus arteriosus [35.83](#)
 endorectal ileal pouch (J-pouch) (H-pouch)
 (S-pouch) (with anastomosis to anus)
[45.95](#)
 esophagogastric sphincteric competence
 NEC [44.66](#)
 laparoscopic [44.67](#)
 Hartmann pouch --see Colectomy, by site
 interatrial fistula [35.42](#)
 pericardial window [37.12](#)
 pleural window, for drainage [34.09](#)
 pocket
 cardiac device (defibrillator) (pacemaker)
 with initial insertion of cardiac
 device --omit code
 new site (skin)(subcutaneous) [37.79](#)
 loop recorder [37.79](#)
 thalamic stimulator pulse generator
 with initial insertion of battery
 package --omit code
 new site (skin)(subcutaneous) [86.09](#)
- Creation** --Cont.
 shunt --see also Shunt
 arteriovenous fistula, for dialysis [39.93](#)
 left-to-right (systemic to pulmonary
 circulation) [39.0](#)
 subcutaneous tunnel for esophageal
 anastomosis [42.86](#)
 with anastomosis --see Anastomosis,
 esophagus, antesternal
 syndactyly (finger) (toe) [86.89](#)
 thalamic stimulator pulse generator
 with initial insertion of battery package
 --omit code
 new site (skin)(subcutaneous) [86.09](#)
 tracheoesophageal fistula [31.95](#)
 window
 pericardial [37.12](#)
 pleura, for drainage [34.09](#)
- Crédé maneuver** [73.59](#)
- Cricoidectomy** [30.29](#)
- Cricothyrotomy** (for assistance in breathing)
[31.1](#)
- Cricothyroidectomy** [30.29](#)
- Cricothyrostomy** [31.1](#)
- Cricothyrotomy** (for assistance in
 breathing) [31.1](#)
- Cricotomy** (for assistance in breathing) [31.1](#)
- Cricotracheotomy** (for assistance in
 breathing) [31.1](#)
- Crisis intervention** [94.35](#)
- Croupette, croup tent** [93.94](#)
- Crown, dental** (ceramic) (gold) [23.41](#)
- Crushing**
 bone --see category [78.4](#)
 calculus
 bile (hepatic) passage [51.49](#)
 endoscopic [51.88](#)
 bladder (urinary) [57.0](#)
 pancreatic duct [52.09](#)
 endoscopic [52.94](#)
 fallopian tube --see also Ligation,
 fallopian tube [66.39](#)
 ganglion --see Crushing, nerve
 hemorrhoids [49.45](#)
 nasal septum [21.88](#)
 nerve (cranial) (peripheral) NEC [04.03](#)
 acoustic [04.01](#)
 auditory [04.01](#)
 phrenic [04.03](#)
 for collapse of lung [33.31](#)
 sympathetic [05.0](#)
 trigeminal [04.02](#)
 vestibular [04.01](#)
 vas deferens [63.71](#)
- Cryoablation** --see Ablation
- Cryoanalgesia nerve** (cranial) (peripheral) [04.2](#)
- Cryoanization, cervix** [67.33](#)
- Cryodestruction** --see Destruction, lesion, by site

Cryoextraction, lens --see also Extraction, cataract, intracapsular [13.19](#)
Cryohypophysectomy (complete) (total) --see also Hypophysectomy [07.69](#)
Cryoleucotomy [01.32](#)
Cryopexy, retinal --see Cryotherapy, retina
Cryoprostectomy [60.62](#)
Cryoretinopexy (for)
 reattachment [14.52](#)
 repair of tear or defect [14.32](#)
Cryosurgery --see Cryotherapy
Cryothalamectomy [01.41](#)
Cryotherapy --see also Destruction, lesion, by site
 bladder [57.59](#)
 brain [01.59](#)
 cataract [13.19](#)
 cervix [67.33](#)
 choroid --see Cryotherapy, retina
 ciliary body [12.72](#)
 corneal lesion (ulcer) [11.43](#)
 to reshape cornea [11.79](#)
 ear
 external [18.29](#)
 inner [20.79](#)
 esophagus [42.39](#)
 endoscopic [42.33](#)
 eyelid [08.25](#)
 hemorrhoids [49.44](#)
 iris [12.41](#)
 nasal turbinates [21.61](#)
 palate (bony) [27.31](#)
 prostate [60.62](#)
 retina (for)
 destruction of lesion [14.22](#)
 reattachment [14.52](#)
 repair of tear [14.32](#)
 skin [86.3](#)
 stomach [43.49](#)
 endoscopic [43.41](#)
 subcutaneous tissue [86.3](#)
 turbinates (nasal) [21.61](#)
 warts [86.3](#)
 genital [71.3](#)
Cryptectomy (anus) [49.39](#)
 endoscopic [49.31](#)
Cryptorchidectomy (unilateral) [62.3](#)
 bilateral [62.41](#)
Cryptotomy (anus) [49.39](#)
 endoscopic [49.31](#)
Cuirass [93.99](#)
Culdocentesis [70.0](#)
Culdoplasty [70.92](#)
 with graft or prosthesis [70.93](#)
Culdoscopy (exploration) (removal of foreign body or lesion) [70.22](#)
Culdotomy [70.12](#)
Culp-Deweerd operation (spiral flap pyeloplasty) [55.87](#)

Culp-Scardino operation (ureteral flap pyeloplasty) [55.87](#)
Culture (and sensitivity) --see Examination, microscopic
Curettag (with packing) (with secondary closure)--see also Dilatation and curettag
 adenoids [28.6](#)
 anus [49.39](#)
 endoscopic [49.31](#)
 bladder [57.59](#)
 transurethral [57.49](#)
 bone--see also Excision, lesion, bone [77.60](#)
 brain [01.59](#)
 bursa [83.39](#)
 hand [82.29](#)
 cartilage --see also Excision, lesion, joint [80.80](#)
 cerebral meninges [01.51](#)
 chalazion [08.25](#)
 conjunctiva (trachoma follicles) [10.33](#)
 corneal epithelium [11.41](#)
 for smear or culture [11.21](#)
 ear, external [18.29](#)
 eyelid [08.25](#)
 joint--see also Excision, lesion, joint [80.80](#)
 meninges (cerebral) [01.51](#)
 spinal [03.4](#)
 muscle [83.32](#)
 hand [82.22](#)
 nerve (peripheral) [04.07](#)
 sympathetic [05.29](#)
 sclera [12.84](#)
 skin [86.3](#)
 spinal cord (meninges) [03.4](#)
 subgingival [24.31](#)
 tendon [83.39](#)
 sheath [83.31](#)
 hand [82.21](#)
 uterus (with dilatation) [69.09](#)
 aspiration (diagnostic) NEC [69.59](#)
 after abortion or delivery [69.52](#)
 to terminate pregnancy [69.51](#)
 following delivery or abortion [69.02](#)
Curette evacuation, lens [13.2](#)
Curtis operation (interphalangeal joint arthroplasty) [81.72](#)
Cutaneolipectomy [86.83](#)
Cutdown, venous [38.94](#)
Cutting
 nerve (cranial) (peripheral) NEC [04.03](#)
 acoustic [04.01](#)
 auditory [04.01](#)
 root, spinal [03.1](#)
 sympathetic [05.0](#)
 trigeminal [04.02](#)
 vestibular [04.01](#)
 pedicle (flap) graft [86.71](#)
 pylorus (with wedge resection) [43.3](#)
 spinal nerve root [03.1](#)

Cutting --Cont

- ureterovesical orifice [56.1](#)
- urethral sphincter [58.5](#)
- CVP** (central venous pressure monitoring) [89.62](#)
- Cyclectomy (ciliary body)** [12.44](#)
 - eyelid margin [08.20](#)
- Cyclicotomy** [12.55](#)
- Cycloanemization** [12.74](#)
- Cyclocryotherapy** [12.72](#)
- Cyclodialysis** (initial) (subsequent) [12.55](#)
- Cyclodiathermy** (penetrating) (surface) [12.71](#)
- Cycloelectrolysis** [12.71](#)
- Cyclophotocoagulation** [12.73](#)
- Cyclotomy** [12.55](#)
- Cystectomy** --see also Excision, lesion, by site
 - gallbladder --see Cholecystectomy
 - urinary (partial) (subtotal) [57.6](#)
 - complete (with urethrectomy) [57.79](#)
 - radical [57.71](#)
 - with pelvic exenteration (female) [68.8](#)
 - total (with urethrectomy) [57.79](#)
- Cystocolostomy** [57.88](#)
- Cystogram, cystography NEC** [87.77](#)
- Cystolitholapaxy** [57.0](#)
- Cystolithotomy** [57.19](#)
- Cystometrogram** [89.22](#)
- Cystopexy NEC** [57.89](#)
- Cystoplasty NEC** [57.89](#)
- Cystoproctostomy** [57.88](#)
- Cystoprostatectomy, radical** [57.71](#)
- Cystopyelography** [87.74](#)
- Cystorrhaphy** [57.81](#)

- Cystoscopy** (transurethral) [57.32](#)
 - with biopsy [57.33](#)
 - for
 - control of hemorrhage
 - bladder [57.93](#)
 - prostate [60.94](#)
 - retrograde pyelography [87.74](#)
 - ileal conduit [56.35](#)
 - through stoma (artificial) [57.31](#)
- Cystostomy**
 - closed (suprapubic) (percutaneous) [57.17](#)
 - open (suprapubic) [57.18](#)
 - percutaneous (closed) (suprapubic) [57.17](#)
 - suprapubic
 - closed [57.17](#)
 - open [57.18](#)
- Cystotomy** (open) (for removal of calculi) [57.19](#)
- Cystourethrogram** (retrograde) (voiding) [87.76](#)
- Cystourethropexy** (by) [59.79](#)
 - levator muscle sling [59.71](#)
 - retropubic suspension [59.5](#)
 - suprapubic suspension [59.4](#)
- Cystourethroplasty** [57.85](#)
- Cystourethroscopy** [57.32](#)
 - with biopsy
 - bladder [57.33](#)
 - ureter [56.33](#)
- Cytology** --see Examination, microscopic

D

da Vinci® (S HD) Surgical System--see category [17.4](#)**Dacryoadenectomy** [09.20](#)partial [09.22](#)total [09.23](#)**Dacryoadenotomy** [09.0](#)**Dacryocystectomy** (complete) (partial) [09.6](#)**Dacryocystogram** [87.05](#)**Dacryocystorhinostomy** (DCR) (by intubation) (external) (intranasal) [09.81](#)**Dacryocystostomy** [09.53](#)**Dacryocystosyringotomy** [09.53](#)**Dacryocystotomy** [09.53](#)**Dahlman operation** (excision of esophageal diverticulum) [42.31](#)**Dana operation** (posterior rhizotomy) [03.1](#)**Danforth operation** (fetal) [73.8](#)**Darrach operation** (ulnar resection) [77.83](#)**Davis operation** (intubated ureterotomy) [56.2](#)**Deaf training** [95.49](#)**Debridement, NOS** [86.28](#)excisional, NOS [86.22](#)abdominal wall [54.3](#)
bone--see also Excision, lesion, bone [77.60](#)

fracture --see Debridement, open fracture

fracture

brain [01.59](#)burn (skin) [86.22](#)bursa [83.5](#)cerebral meninges [01.51](#)fascia [83.44](#)flap graft [86.75](#)graft (flap) (pedicle) [86.75](#)

heart valve (calcified)

--see Valvuloplasty, heart

infection (skin) [86.22](#)nail (bed) (fold) [86.27](#)

joint --see Excision, lesion, joint

meninges (cerebral) [01.51](#)spinal [03.4](#)muscle [83.45](#)hand [82.36](#)nail [86.27](#)nerve (peripheral) [04.07](#)open fracture (compound) [79.60](#)arm NEC [79.62](#)carpal, metacarpal [79.63](#)facial bone [76.2](#)femur [79.65](#)fibula [79.66](#)foot NEC [79.67](#)hand NEC [79.63](#)humerus [79.61](#)**Debridement-open fracture ---Cont.**leg NEC [79.66](#)

phalanges

foot [79.68](#)hand [79.64](#)radius [79.62](#)specified site NEC [79.69](#)tarsal, metatarsal [79.67](#)tibia [79.66](#)ulna [79.62](#)patella [79.66](#)pedicle graft [86.75](#)

skin or subcutaneous tissue (burn)

(infection) (wound) [86.28](#)

cardioverter/defibrillator

(automatic) pocket [37.79](#)graft [86.75](#)nail, nail bed, or nail fold [86.27](#)pacemaker pocket [37.79](#)

pocket

cardiac device NEC [37.79](#)cardiac pacemaker [37.79](#)

cardioverter/defibrillator

(automatic) [37.79](#)skull [01.25](#)compound fracture [02.02](#)spinal cord (meninges) [03.4](#)

tendon 83.39

wound (skin) [86.22](#)**nonexcisional, NOS** [86.28](#)burn (skin) [86.28](#)dental [96.54](#)infection (skin) [86.28](#)

skin or subcutaneous tissue (burn)

(infection) (wound) [86.28](#)ultrasonic, ultrasound [86.28](#)VersaJet™ [86.28](#)wound (skin) [86.28](#)**Decapitation, fetal** [73.8](#)**Decapsulation, kidney** [55.91](#)**Declotting** --see also Removal, thrombus arteriovenous cannula or shunt [39.49](#)**Decompression**anus (imperforate) [48.0](#)biliary tract [51.49](#)by intubation [51.43](#)endoscopic [51.87](#)percutaneous [51.98](#)brain [01.24](#)carpal tunnel [04.43](#)cauda equina [03.09](#)chamber [93.97](#)colon [96.08](#)by incision [45.03](#)endoscopic (balloon) [46.85](#)

Decompression ---Cont.

- common bile duct [51.42](#)
 - by intubation [51.43](#)
 - endoscopic [51.87](#)
 - percutaneous [51.98](#)
 - cranial [01.24](#)
 - for skull fracture [02.02](#)
 - endolymphatic sac [20.79](#)
 - ganglion (peripheral) NEC [04.49](#)
 - cranial NEC [04.42](#)
 - gastric [96.07](#)
 - heart [37.0](#)
 - intestine [96.08](#)
 - by incision [45.00](#)
 - endoscopic (balloon) [46.85](#)
 - intracranial [01.24](#)
 - labyrinth [20.79](#)
 - laminectomy [03.09](#)
 - laminotomy [03.09](#)
 - median nerve [04.43](#)
 - muscle [83.02](#)
 - hand [82.02](#)
 - nerve (peripheral) NEC [04.49](#)
 - auditory [04.42](#)
 - cranial NEC [04.42](#)
 - median [04.43](#)
 - trigeminal (root) [04.41](#)
 - orbit --see also Orbitotomy [16.09](#)
 - pancreatic duct [52.92](#)
 - endoscopic [52.93](#)
 - pericardium [37.0](#)
 - rectum [48.0](#)
 - skull fracture [02.02](#)
 - spinal cord (canal) [03.09](#)
 - tarsal tunnel [04.44](#)
 - tendon (sheath) [83.01](#)
 - hand [82.01](#)
 - thoracic outlet
 - by
 - myotomy (division of scalenus anticus muscle) [83.19](#)
 - tenotomy [83.13](#)
 - trigeminal (nerve root) [04.41](#)
- Decortication**
- arterial [05.25](#)
 - brain [01.51](#)
 - cerebral meninges [01.51](#)
 - heart [37.31](#)
 - kidney [55.91](#)
 - lung (partial) (total) [34.51](#)
 - thoroscopic [34.52](#)
 - nasal turbinates --see Turbinectomy
 - nose [21.89](#)
 - ovary [65.29](#)
 - laparoscopic [65.25](#)
 - periarterial [05.25](#)
 - pericardium [37.31](#)
 - ventricle, heart (complete) [37.31](#)
- Decoy, E2F** [00.16](#)

Deepening

- alveolar ridge [24.5](#)
- buccolabial sulcus [24.91](#)
- lingual sulcus [24.91](#)

Defatting, flap or pedicle graft [86.75](#)**Defibrillation,electric(external)(internal)**[99.62](#)

automatic cardioverter/defibrillator

--see category [37.9](#)**de Grandmont operation** (tarsectomy) [08.35](#)**Delaying of pedicle graft** [86.71](#)**Delivery** (with)assisted spontaneous [73.59](#)breech extraction (assisted) [72.52](#)partial [72.52](#)with forceps to aftercoming head [72.51](#)total [72.54](#)with forceps to aftercoming head [72.53](#)

unassisted (spontaneous delivery)

--omit code

cesarean section --see Cesarean section

Crédé maneuver [73.59](#)De Lee maneuver [72.4](#)forceps [72.9](#)

application to aftercoming head(Piper)

[72.6](#)

with breech extraction

partial [72.51](#)total [72.53](#)Barton's [72.4](#)failed [73.3](#)high [72.39](#)with episiotomy [72.31](#)low (outlet) [72.0](#)with episiotomy [72.1](#)mid [72.29](#)with episiotomy [72.21](#)outlet (low) [72.0](#)with episiotomy [72.1](#)rotation of fetal head [72.4](#)trial [73.3](#)instrumental NEC [72.9](#)specified NEC [72.8](#)key-in-lock rotation [72.4](#)Kielland rotation [72.4](#)Malstrom's extraction [72.79](#)with episiotomy [72.71](#)manually assisted (spontaneous) [73.59](#)spontaneous (unassisted) [73.59](#)assisted [73.59](#)vacuum extraction [72.79](#)with episiotomy [72.71](#)**Delorme operation**pericardiectomy [37.31](#)proctopexy [48.76](#)repair of prolapsed rectum [48.76](#)thoracoplasty [33.34](#)

Denervation

- aortic body [39.89](#)
- carotid body [39.89](#)
- facet, percutaneous (radiofrequency) [03.96](#)
- ovarian [65.94](#)
- paracervical uterine [69.3](#)
- uterosacral [69.3](#)

Denker operation (radical maxillary antrotomy) [22.31](#)

Dennis-Barco operation
--see Repair, hernia, femoral

Denonvillier operation (limited rhinoplasty) [21.86](#)

Densitometry, bone (serial) (radiographic) [88.98](#)

Depilation, skin [86.92](#)

Derlacki operation (tympanoplasty) [19.4](#)

Dermabond [86.59](#)

Dermabrasion (laser) [86.25](#)
for wound debridement [86.28](#)

Derotation --see Reduction, torsion

Desensitization

- allergy [99.12](#)
- psychologic [94.33](#)

Desmotomy --see also Division, ligament [80.40](#)

Destruction

- breast [85.20](#)
- chorioretinopathy --see also Destruction, lesion, choroid [14.29](#)
- ciliary body [12.74](#)
- epithelial downgrowth, anterior chamber [12.93](#)
- fallopian tube [66.39](#)

- with
 - crushing (and ligation) [66.31](#)
 - by endoscopy (laparoscopy) [66.21](#)
 - division (and ligation) [66.32](#)
 - by endoscopy (culdoscopy) (hysteroscopy) (laparoscopy) (peritoneoscopy) [66.22](#)
 - ligation [66.39](#)
 - with
 - crushing [66.31](#)
 - by endoscopy (laparoscopy) [66.21](#)
 - division [66.32](#)
 - by endoscopy (culdoscopy) (hysteroscopy) (laparoscopy) (peritoneoscopy) [66.22](#)

fetus [73.8](#)

hemorrhoids [49.49](#)

- by
 - cryotherapy [49.44](#)
 - sclerotherapy [49.42](#)

inner ear NEC [20.79](#)

- by injection [20.72](#)

Destruction ---Cont.

- intervertebral disc (NOS) [80.50](#)
 - by injection [80.52](#)
 - by other specified method [80.59](#)
 - herniated (nucleus pulposus) [80.51](#)
- lacrimal sac [09.6](#)
- LAA [37.36](#)
- left atrial appendage [37.36](#)
- lesion (local)
 - anus [49.39](#)
 - endoscopic [49.31](#)
 - Bartholin's gland [71.24](#)
 - by
 - aspiration [71.21](#)
 - excision [71.24](#)
 - incision [71.22](#)
 - marsupialization [71.23](#)
 - biliary ducts [51.69](#)
 - endoscopic [51.64](#)
 - bladder [57.59](#)
 - transurethral [57.49](#)
 - bone --see Excision, lesion, bone
 - bowel --see Destruction, lesion, intestine
 - brain (transtemporal approach) NEC [01.59](#)
 - by stereotactic radiosurgery [92.30](#)
 - cobalt 60 [92.32](#)
 - linear accelerator (LINAC) [92.31](#)
 - multi-source [92.32](#)
 - particle beam [92.33](#)
 - particulate [92.33](#)
 - radiosurgery NEC [92.39](#)
 - single source photon [92.31](#)
 - breast NEC [85.20](#)
 - bronchus NEC [32.09](#)
 - endoscopic [32.01](#)
 - cerebral NEC [01.59](#)
 - meninges [01.51](#)
 - cervix [67.39](#)
 - by
 - cauterization [67.32](#)
 - cryosurgery, cryoconization [67.33](#)
 - electroconization [67.32](#)
 - choroid [14.29](#)
 - by
 - cryotherapy [14.22](#)
 - diathermy [14.21](#)
 - implantation of radiation source [14.27](#)
 - photocoagulation [14.25](#)
 - laser [14.24](#)
 - xenon arc [14.23](#)
 - radiation therapy [14.26](#)
 - ciliary body (nonexcisional) [12.43](#)
 - by excision [12.44](#)
 - conjunctiva [10.32](#)
 - by excision [10.31](#)

Destruction -lesion (local) ---Cont.

cornea NEC [11.49](#)
 by
 cryotherapy [11.43](#)
 electrocauterization [11.42](#)
 thermocauterization [11.42](#)
 cul-de-sac [70.32](#)
 duodenum NEC [45.32](#)
 by excision [45.31](#)
 endoscopic [45.30](#)
 endoscopic [45.30](#)
 esophagus (chemosurgery)
 (cryosurgery) (electroresection)
 (fulguration) NEC [42.39](#)
 by excision [42.32](#)
 endoscopic [42.33](#)
 endoscopic [42.33](#)
 eye NEC [16.93](#)
 eyebrow [08.25](#)
 eyelid [08.25](#)
 excisional--see Excision, lesion, eyelid
 heart
 by catheter ablation [37.34](#)
 by endovascular approach [37.34](#)
 by open approach [37.33](#)
 by thoracoscopic approach [37.37](#)
 left atrial appendage [37.36](#)
 intestine (large) [45.49](#)
 by excision [45.41](#)
 endoscopic [45.43](#)
 polypectomy [45.42](#)
 endoscopic [45.43](#)
 polypectomy [45.42](#)
 small [45.34](#)
 by excision [45.33](#)
 intranasal [21.31](#)
 iris (nonexcisional) NEC [12.41](#)
 by excision [12.42](#)
 kidney [55.39](#)
 by marsupialization [55.31](#)
 lacrimal sac [09.6](#)
 larynx [30.09](#)
 liver [50.29](#)
 lung [32.29](#)
 endoscopic [32.28](#)
 meninges (cerebral) [01.51](#)
 spinal [03.4](#)
 nerve (peripheral) [04.07](#)
 sympathetic [05.29](#)
 nose [21.30](#)
 intranasal [21.31](#)
 specified NEC [21.32](#)
 ovary
 by
 aspiration [65.91](#)
 excision [65.29](#)
 laparoscopic [65.25](#)
 cyst by rupture (manual) [65.93](#)

Destruction -lesion (local) ---Cont.

palate (bony) (local) [27.31](#)
 wide [27.32](#)
 pancreas [52.22](#)
 by marsupialization [52.3](#)
 endoscopic [52.21](#)
 pancreatic duct [52.22](#)
 endoscopic [52.21](#)
 penis [64.2](#)
 pharynx (excisional) [29.39](#)
 pituitary gland
 by stereotactic radiosurgery [92.30](#)
 cobalt 60 [92.32](#)
 linear accelerator (LINAC) [92.31](#)
 multi-source [92.32](#)
 particle beam [92.33](#)
 particulate [92.33](#)
 radiosurgery NEC [92.39](#)
 single source photon [92.31](#)
 rectum (local) [48.32](#)
 by
 cryosurgery [48.34](#)
 electrocoagulation [48.32](#)
 excision [48.35](#)
 fulguration [48.32](#)
 laser (Argon) [48.33](#)
 polyp [48.36](#)
 radical [48.31](#)
 retina [14.29](#)
 by
 cryotherapy [14.22](#)
 diathermy [14.21](#)
 implantation of radiation source [14.27](#)
 photocoagulation [14.25](#)
 laser [14.24](#)
 xenon arc [14.23](#)
 radiation therapy [14.26](#)
 salivary gland NEC [26.29](#)
 by marsupialization [26.21](#)
 sclera [12.84](#)
 scrotum [61.3](#)
 skin NEC [86.3](#)
 sphincter of Oddi [51.69](#)
 endoscopic [51.64](#)
 spinal cord (meninges) [03.4](#)
 spleen [41.42](#)
 by marsupialization [41.41](#)
 stomach NEC [43.49](#)
 by excision [43.42](#)
 endoscopic [43.41](#)
 endoscopic [43.41](#)
 subcutaneous tissue NEC [86.3](#)
 testis [62.2](#)
 tongue [25.1](#)
 urethra (excisional) [58.39](#)
 endoscopic [58.31](#)
 uterus [68.29](#)

Destruction ---Cont.

- nerve (cranial) (peripheral) (by cryo-analgesia) (by radiofrequency) [04.2](#)
 - sympathetic, by injection of neurolytic agent [05.32](#)
 - neuroma
 - acoustic [04.01](#)
 - by craniotomy [04.01](#)
 - by stereotactic radiosurgery [92.30](#)
 - cobalt 60 [92.32](#)
 - linear accelerator (LINAC) [92.31](#)
 - multi-source [92.32](#)
 - particle beam [92.33](#)
 - particulate [92.33](#)
 - radiosurgery NEC [92.39](#)
 - single source photon [92.31](#)
 - cranial [04.07](#)
 - Morton's [04.07](#)
 - peripheral
 - Morton's [04.07](#)
 - prostate (prostatic tissue)
 - by
 - cryotherapy [60.62](#)
 - microwave [60.96](#)
 - radiofrequency [60.97](#)
 - transurethral microwave
 - thermotherapy (TUMT) [60.96](#)
 - transurethral needle ablation (TUNA) [60.97](#)
 - TULIP (transurethral (ultrasound) guided laser induced prostatectomy) [60.21](#)
 - TUMT (transurethral microwave thermotherapy) [60.96](#)
 - TUNA (transurethral needle ablation) [60.97](#)
 - semicircular canals, by injection [20.72](#)
 - tissue of heart -*see* [Excision, lesion, heart](#)
 - vestibule, by injection [20.72](#)
- Detachment, uterosacral ligaments** [69.3](#)
- Determination**
- mental status (clinical) (medico-legal) (psychiatric) NEC [94.11](#)
 - psychologic NEC [94.09](#)
 - vital capacity (pulmonary) [89.37](#)
- Detorsion**
- intestine (twisted) (volvulus) [46.80](#)
 - large [46.82](#)
 - endoscopic (balloon) [46.85](#)
 - small [46.81](#)
 - kidney [55.84](#)
 - ovary [65.95](#)
 - spermatic cord [63.52](#)
 - with orchiopexy [62.5](#)
 - testis [63.52](#)
 - with orchiopexy [62.5](#)

Detorsion ---Cont

- volvulus [46.80](#)
 - endoscopic (balloon) [46.85](#)
- Detoxification therapy** [94.25](#)
- alcohol [94.62](#)
 - with rehabilitation [94.63](#)
 - combined alcohol and drug [94.68](#)
 - with rehabilitation [94.69](#)
 - drug [94.65](#)
 - with rehabilitation [94.66](#)
 - combined alcohol and drug [94.68](#)
 - with rehabilitation [94.69](#)
- Devascularization, stomach** [44.99](#)
- Device**
- CorCap™ [37.41](#)
 - external fixator --*see* [Fixator, external](#)
- Dewebbing**
- esophagus [42.01](#)
 - syndactyly (fingers) (toes) [86.85](#)
- Dextrorotation** --*see* [Reduction, torsion](#)
- Dialysis**
- hemodiafiltration, hemofiltration (extracorporeal) [39.95](#)
 - kidney (extracorporeal) [39.95](#)
 - liver [50.92](#)
 - peritoneal [54.98](#)
 - renal (extracorporeal) [39.95](#)
- Diaphanoscopia**
- nasal sinuses [89.35](#)
 - skull (newborn) [89.16](#)
- Diaphysectomy** --*see* category [77.8](#)
- Diathermy** [93.34](#)
- choroid --*see* [Diathermy, retina](#)
 - nasal turbinates [21.61](#)
 - retina
 - for
 - destruction of lesion [14.21](#)
 - reattachment [14.51](#)
 - repair of tear [14.31](#)
 - surgical --*see* [Destruction, lesion, by site](#)
 - turbinates (nasal) [21.61](#)
- Dickson operation** (fascial transplant) [83.82](#)
- Dickson-Diveley operation** (tendon transfer and arthrodesis to correct claw toe) [77.57](#)
- Dieffenbach operation** (hip disarticulation) [84.18](#)
- Dilation**
- achalasia [42.92](#)
 - ampulla of Vater [51.81](#)
 - endoscopic [51.84](#)
 - anus, anal (sphincter) [96.23](#)
 - biliary duct
 - endoscopic [51.84](#)
 - pancreatic duct [52.99](#)
 - endoscopic [52.98](#)
 - percutaneous (endoscopy) [51.98](#)

Dilation -biliary duct ---*Cont.*

sphincter
 of Oddi [51.81](#)
 endoscopic [51.84](#)
 pancreatic [51.82](#)
 endoscopic [51.85](#)
 bladder [96.25](#)
 neck [57.92](#)
 bronchus [33.91](#)
 cervix (canal) [67.0](#)
 obstetrical [73.1](#)
 to assist delivery [73.1](#)
 choanae (nasopharynx) [29.91](#)
 colon (endoscopic) (balloon) [46.85](#)
 with insertion of colonic stent
 endoscopic [46.86](#)
 other [46.87](#)
 colostomy stoma [96.24](#)
 duodenum (endoscopic) (balloon) [46.85](#)
 with insertion of colonic stent
 endoscopic [46.86](#)
 other [46.87](#)
 endoscopic --see *Dilation*, by site
 enterostomy stoma [96.24](#)
 esophagus(by bougie)(by sound) [42.92](#)
 fallopian tube [66.96](#)
 foreskin (newborn) [99.95](#)
 frontonasal duct [96.21](#)
 gastrojejunostomy site, endoscopic [44.22](#)
 heart valve --see *Valvulotomy*, heart
 ileostomy stoma [96.24](#)
 ileum (endoscopic) (balloon) [46.85](#)
 with insertion of colonic stent
 endoscopic [46.86](#)
 other [46.87](#)
 intestinal stoma (artificial) [96.24](#)
 intestine (endoscopic) (balloon) [46.85](#)
 with insertion of colonic stent
 endoscopic [46.86](#)
 other [46.87](#)
 jejunum (endoscopic) (balloon) [46.85](#)
 with insertion of colonic stent
 endoscopic [46.86](#)
 other [46.87](#)
 lacrimal
 duct [09.42](#)
 punctum [09.41](#)
 larynx [31.98](#)
 lymphatic structure(s) (peripheral) [40.9](#)
 nares [21.99](#)
 nasolacrimal duct (retrograde) [09.43](#)
 with insertion of tube or stent [09.44](#)
 nasopharynx [29.91](#)
 pancreatic duct [52.99](#)
 endoscopic [52.98](#)
 pharynx [29.91](#)
 prostatic urethra (transurethral) (balloon)
[60.95](#)
 punctum, lacrimal papilla [09.41](#)

Dilation -sphincter ---*Cont.*

pylorus
 by incision [44.21](#)
 endoscopic [44.22](#)
 rectum [96.22](#)
 salivary duct [26.91](#)
 sphenoid ostia [22.52](#)
 sphincter
 anal [96.23](#)
 cardiac [42.92](#)
 of Oddi [51.81](#)
 endoscopic [51.84](#)
 pancreatic [51.82](#)
 endoscopic [51.85](#)
 pylorus, endoscopic [44.22](#)
 by incision [44.21](#)
 Stenson's duct [26.91](#)
 trachea [31.99](#)
 ureter [59.8](#)
 meatus [56.91](#)
 ureterovesical orifice [59.8](#)
 urethra [58.6](#)
 prostatic (transurethral) (balloon)
[60.95](#)
 urethrovesical junction [58.6](#)
 vagina (instrumental) (manual) NEC [96.16](#)
 vesical neck [57.92](#)
 Wharton's duct [26.91](#)
 Wirsung's duct [52.99](#)
 endoscopic [52.98](#)

Dilation and curettage,uterus (diagnostic)
[69.09](#)
 after
 abortion [69.02](#)
 delivery [69.02](#)
 to terminate pregnancy [69.01](#)

Diminution, ciliary body [12.74](#)

Disarticulation [84.91](#)
 ankle [84.13](#)
 elbow [84.06](#)
 finger, except thumb [84.01](#)
 thumb [84.02](#)
 hip [84.18](#)
 knee [84.16](#)
 shoulder [84.08](#)
 thumb [84.02](#)
 toe [84.11](#)
 wrist [84.04](#)

Discectomy --see *Discectomy*

Discision
 capsular membrane [13.64](#)
 cataract (Wheeler knife) (Ziegler knife)
[13.2](#)
 congenital [13.69](#)
 secondary membrane [13.64](#)
 iris [12.12](#)
 lens (capsule) (Wheeler knife) (Ziegler knife)
 (with capsulotomy) [13.2](#)
 orbitomaxillary, radical [16.51](#)

Discission ---Cont

- pupillary [13.2](#)
- secondary membrane (after cataract) [13.64](#)
- vitreous strands (posterior approach) [14.74](#)
- anterior approach [14.73](#)

Discogram, diskogram [87.21](#)

Discolysis (by injection) [80.52](#)

Dissectomy(dissectomy),**intervertebral** [80.51](#)

- with corpectomy [80.99](#)
- herniated (nucleus pulposus) [80.51](#)
- percutaneous [80.59](#)

Dispensing (with fitting)

- contact lens [95.32](#)
- low vision aids NEC [95.33](#)
- spectacles [95.31](#)

Disruption

- blood brain barrier via infusion [BBBD] [00.19](#)

Dissection --*see also* Excision

- aneurysm [38.60](#)
- artery-vein-nerve bundle [39.91](#)
- branchial cleft fistula or sinus [29.52](#)
- bronchus [32.1](#)
- femoral hernia [53.29](#)
- groin, radical [40.54](#)
- larynx block (en bloc) [30.3](#)
- mediastinum with pneumonectomy [32.59](#)
- thorascopic [32.50](#)
- neck, radical [40.40](#)
- with laryngectomy [30.4](#)
- bilateral [40.42](#)
- unilateral [40.41](#)
- orbital fibrous bands [16.92](#)
- pterygium (with reposition) [11.31](#)
- radical neck --*see* Dissection, neck, radical
- retroperitoneal NEC [59.00](#)
- thoracic structures (block) (en bloc) (radical) (brachial plexus, bronchus, lobe of lung, ribs, and sympathetic nerves) [32.6](#)
- vascular bundle [39.91](#)

Distention, bladder (therapeutic)

- (intermittent) [96.25](#)

Diversion

- biliopancreatic(BPD) [43.7](#) [[45.51](#)] [[45.91](#)]
- with duodenal switch [43.89](#)[[45.51](#)][[45.91](#)]
- urinary
 - cutaneous [56.61](#)
 - ileal conduit [56.51](#)
 - internal NEC [56.71](#)
 - ureter to
 - intestine [56.71](#)
 - skin [56.61](#)
 - uretero-ileostomy [56.51](#)

Diversional therapy [93.81](#)

Diverticulectomy

- bladder (suprapubic) [57.59](#)
- transurethral approach [57.49](#)

Diverticulectomy ---Cont.

- duodenum [45.31](#)
- endoscopic [45.30](#)
- esophagus [42.31](#)
- endoscopic [42.33](#)
- esophagomyotomy [42.7](#)
- hypopharyngeal (by cricopharyngeal myotomy) [29.32](#)
- intestine
 - large [45.41](#)
 - endoscopic [45.43](#)
 - small [45.33](#)
- kidney [55.39](#)
- Meckel's [45.33](#)
- pharyngeal (by cricopharyngeal myotomy) [29.32](#)
- pharyngoesophageal (by crico-pharyngeal myotomy) [29.32](#)
- stomach [43.42](#)
- endoscopic [43.41](#)
- urethra [58.39](#)
- endoscopic [58.31](#)

Division

- Achilles tendon [83.11](#)
- adductor tendon (hip) [83.12](#)
- adhesions --*see* Lysis, adhesions
- angle of mandible (open) [76.62](#)
- closed [76.61](#)
- anterior synechiae [12.32](#)
- aponeurosis [83.13](#)
- arcuate ligament (spine) --*omit code*
- arteriovenous fistula (with ligation) [39.53](#)
- artery (with ligation) [38.80](#)
- abdominal [38.86](#)
- aorta (arch) (ascending) (descending) [38.84](#)
- head and neck NEC [38.82](#)
- intracranial NEC [38.81](#)
- lower limb [38.88](#)
- thoracic NEC [38.85](#)
- upper limb [38.83](#)
- bladder neck [57.91](#)
- blepharorrhaphy [08.02](#)
- blood vessels, cornea [10.1](#)
- bone --*see also* Osteotomy [77.30](#)
- brain tissue [01.32](#)
- cortical adhesions [02.91](#)
- canaliculus [09.52](#)
- canthorrhaphy [08.02](#)
- cartilage [80.40](#)
- ankle [80.47](#)
- elbow [80.42](#)
- foot and toe [80.48](#)
- hand and finger [80.44](#)
- hip [80.45](#)
- knee [80.46](#)
- shoulder [80.41](#)
- specified site NEC [80.49](#)
- spine [80.49](#)

Division -cartilage ---Cont.

wrist [80.43](#)
 cerebral tracts [01.32](#)
 chordae tendineae [35.32](#)
 common wall between posterior left atrium and coronary sinus (with roofing of resultant defect with patch graft) [35.82](#)
 congenital web
 larynx [31.98](#)
 pharynx [29.54](#)
 endometrial synechiae [68.21](#)
 fallopian tube
 --see Ligation, fallopian tube
 fascia [83.14](#)
 hand [82.12](#)
 frenulum, frenum
 labial [27.91](#)
 lingual [25.91](#)
 tongue [25.91](#)
 ganglion, sympathetic [05.0](#)
 glossopharyngeal nerve [29.92](#)
 goniosynechiae [12.31](#)
 hypophyseal stalk --see also Hypophysectomy, partial [07.63](#)
 iliotibial band [83.14](#)
 isthmus
 horseshoe kidney [55.85](#)
 thyroid [06.91](#)
 joint capsule [80.40](#)
 ankle [80.47](#)
 elbow [80.42](#)
 foot and toe [80.48](#)
 hand and finger [80.44](#)
 hip [80.45](#)
 knee [80.46](#)
 shoulder [80.41](#)
 specified site NEC [80.49](#)
 wrist [80.43](#)
 labial frenum [27.91](#)
 lacrimal ductules [09.0](#)
 laryngeal nerve (external) (recurrent) (superior) [31.91](#)
 ligament [80.40](#)
 ankle [80.47](#)
 arcuate (spine) --omit code
 canthal [08.36](#)
 elbow [80.42](#)
 foot and toe [80.48](#)
 hand and finger [80.44](#)
 hip [80.45](#)
 knee [80.46](#)
 palpebrae [08.36](#)
 shoulder [80.41](#)
 specified site NEC [80.49](#)
 spine [80.49](#)
 arcuate --omit code
 flavum --omit code
 uterosacral [69.3](#)

Division -ligament ---Cont.

wrist [80.43](#)
 ligamentum flavum (spine) --omit code
 meninges (cerebral) [01.31](#)
 muscle [83.19](#)
 hand [82.19](#)
 nasolacrimal duct stricture (with drainage) [09.59](#)
 nerve (cranial) (peripheral) NEC [04.03](#)
 acoustic [04.01](#)
 adrenal gland [07.42](#)
 auditory [04.01](#)
 glossopharyngeal [29.92](#)
 lacrimal branch [05.0](#)
 laryngeal (external) (recurrent) (superior) [31.91](#)
 phrenic [04.03](#)
 for collapse of lung [33.31](#)
 root, spinal or intraspinal [03.1](#)
 sympathetic [05.0](#)
 tracts
 cerebral [01.32](#)
 spinal cord [03.29](#)
 percutaneous [03.21](#)
 trigeminal [04.02](#)
 vagus --see also Vagotomy [44.00](#)
 vestibular [04.01](#)
 otosclerotic process or material, middle ear [19.0](#)
 papillary muscle (heart) [35.31](#)
 patent ductus arteriosus [38.85](#)
 penile adhesions [64.93](#)
 posterior synechiae [12.33](#)
 pylorus (with wedge resection) [43.3](#)
 rectum (stricture) [48.91](#)
 scalenus anticus muscle [83.19](#)
 Skene's gland [71.3](#)
 soft tissue NEC [83.19](#)
 hand [82.19](#)
 sphincter
 anal (external) (internal) [49.59](#)
 left lateral [49.51](#)
 posterior [49.52](#)
 cardiac [42.7](#)
 of Oddi [51.82](#)
 endoscopic [51.85](#)
 pancreatic [51.82](#)
 endoscopic [51.85](#)
 spinal
 cord tracts [03.29](#)
 percutaneous [03.21](#)
 nerve root [03.1](#)
 symblepharon(with insertion of conformer) [10.5](#)
 synechiae
 endometrial [68.21](#)
 iris (posterior) [12.33](#)
 anterior [12.32](#)
 tarsorrhaphy [08.02](#)

Division ---Cont.

- tendon [83.13](#)
 - Achilles [83.11](#)
 - adductor (hip) [83.12](#)
 - hand [82.11](#)
- trabeculae carnae cordis (heart) [35.35](#)
- tympanum [20.23](#)
- uterosacral ligaments [69.3](#)
- vaginal septum [70.14](#)
- vas deferens [63.71](#)
- vein (with ligation) [38.80](#)
 - abdominal [38.87](#)
 - head and neck NEC [38.82](#)
 - intracranial NEC [38.81](#)
 - lower limb [38.89](#)
 - varicose [38.59](#)
 - thoracic NEC [38.85](#)
 - upper limb [38.83](#)
 - varicose [38.50](#)
 - abdominal [38.57](#)
 - head and neck NEC [38.52](#)
 - intracranial NEC [38.51](#)
 - lower limb [38.59](#)
 - thoracic NEC [38.55](#)
 - upper limb [38.53](#)
- vitreous, cicatricial bands (posterior approach) [14.74](#)
 - anterior approach [14.73](#)

Doleris operation (shortening of round ligaments) [69.22](#)

D'Ombrian operation (excision of pterygium with corneal graft) [11.32](#)

Domestic tasks therapy [93.83](#)

Dopplergram, Doppler flow mapping

--see also Ultrasonography

aortic arch [88.73](#)

intraoperative transcranial [00.94](#)

head and neck [88.71](#)

heart [88.72](#)

thorax NEC [88.73](#)

Dorrance operation (push-back operation for cleft palate) [27.62](#)

Dotter operation (transluminal angioplasty) [39.59](#)

Douche, vagina [96.44](#)

Douglas' operation (suture of tongue to lip for micrognathia) [25.59](#)

Downstream® System (AO therapy) (aqueous oxygen) [00.49](#)

Doyle operation (paracervical uterine denervation) [69.3](#)

Drainage

by

anastomosis --see Anastomosis

aspiration --see Aspiration

incision --see Incision

abdomen [54.19](#)

percutaneous [54.91](#)

Drainage -abscess ---Cont.

abscess --see also Drainage, by site and Incision, by site

appendix [47.2](#)

with appendectomy [47.09](#)

laparoscopic [47.01](#)

parapharyngeal(oral)(transcervical) [28.0](#)

peritonsillar (oral) (transcervical) [28.0](#)

retropharyngeal(oral)(transcervical) [28.0](#)

thyroid (field) (gland) [06.09](#)

percutaneous (needle) [06.01](#)

postoperative [06.02](#)

tonsil,tonsillar(oral)(transcervical) [28.0](#)

antecubital fossa [86.04](#)

appendix [47.91](#)

with appendectomy [47.09](#)

laparoscopic [47.01](#)

abscess [47.2](#)

with appendectomy [47.09](#)

laparoscopic [47.01](#)

axilla [86.04](#)

bladder (without incision) [57.0](#)

by indwelling catheter [57.94](#)

percutaneous suprapubic (closed) [57.17](#)

suprapubic NEC [57.18](#)

buccal space [27.0](#)

bursa [83.03](#)

by aspiration [83.94](#)

hand [82.92](#)

hand [82.03](#)

by aspiration [82.92](#)

radial [82.03](#)

ulnar [82.03](#)

cerebrum, cerebral (meninges) (ventricle)

(incision) (trephination) [01.39](#)

by

anastomosis --see Shunt, ventricular

aspiration [01.09](#)

through previously implanted

catheter [01.02](#)

chest (closed) [34.04](#)

open (by incision) [34.09](#)

thoracoscopic [34.06](#)

cranial sinus (incision) (trephination) [01.21](#)

by aspiration [01.09](#)

cul-de-sac [70.12](#)

by aspiration [70.0](#)

cyst --see also Drainage, by site and

Incision, by site

pancreas (by catheter) [52.01](#)

by marsupialization [52.3](#)

internal (anastomosis) [52.4](#)

pilonidal [86.03](#)

spleen, splenic(by marsupialization) [41.41](#)

duodenum (tube) [46.39](#)

by incision [45.01](#)

ear

external [18.09](#)

inner [20.79](#)

Drainage --ear ---Cont.

- middle (by myringotomy) [20.09](#)
 - with intubation [20.01](#)
- epidural space, cerebral (incision)
 - (trephination) [01.24](#)
 - by aspiration [01.09](#)
- extradural space, cerebral (incision)
 - (trephination) [01.24](#)
 - by aspiration [01.09](#)
- extraperitoneal [54.0](#)
- facial region [27.0](#)
- fascial compartments, head and neck [27.0](#)
- fetal hydrocephalic head (needling)
 - (trocar) [73.8](#)
- fluid (blood) (cerebrospinal) (CSF)
 - by
 - external ventricular drain (EVD) placement [02.21](#)
- gallbladder [51.04](#)
 - by
 - anastomosis [51.35](#)
 - aspiration [51.01](#)
 - incision [51.04](#)
- groin region(abdominal wall) (inguinal) [54.0](#)
 - skin [86.04](#)
 - subcutaneous tissue [86.04](#)
- hematoma --see Drainage, by site and
 - Incision, by site
- hydrocephalic head(needling)(trocar) [73.8](#)
- hypochondrium [54.0](#)
 - intra-abdominal [54.19](#)
- iliac fossa [54.0](#)
- infratemporal fossa [27.0](#)
- intracranial space (epidural)
 - (extradural) (incision)
 - (trephination) [01.24](#)
 - by aspiration [01.09](#)
- subarachnoid or subdural (incision)
 - (trephination) [01.31](#)
 - by aspiration [01.09](#)
- intraperitoneal [54.19](#)
 - percutaneous [54.91](#)
- kidney (by incision) [55.01](#)
 - by
 - anastomosis [55.86](#)
 - catheter [59.8](#)
 - pelvis (by incision) [55.11](#)
- liver [50.0](#)
 - by aspiration [50.91](#)
- Ludwig's angina [27.0](#)
- lung (by incision) [33.1](#)
 - by punch (needle) (trocar) [33.93](#)
- midpalmar space [82.04](#)
- mouth floor [27.0](#)
- mucocele, nasal sinus [22.00](#)
 - by puncture [22.01](#)
 - through natural ostium [22.02](#)

Drainage ---Cont.

- omentum [54.19](#)
 - percutaneous [54.91](#)
- ovary (aspiration) [65.91](#)
 - by incision [65.09](#)
 - laparoscopic [65.01](#)
- palmar space (middle) [82.04](#)
- pancreas (by catheter) [52.01](#)
 - by anastomosis [52.96](#)
- parapharyngeal [28.0](#)
- paronychia [86.04](#)
- parotid space [27.0](#)
- pelvic peritoneum (female) [70.12](#)
 - male [54.19](#)
- pericardium [37.0](#)
- perigastric [54.19](#)
 - percutaneous [54.91](#)
- perineum
 - female [71.09](#)
 - male [86.04](#)
- perisplenic tissue [54.19](#)
 - percutaneous [54.91](#)
- peritoneum [54.19](#)
 - pelvic (female) [70.12](#)
 - percutaneous [54.91](#)
- peritonsillar [28.0](#)
- pharyngeal space, lateral [27.0](#)
- pilonidal cyst or sinus [86.03](#)
- pleura (closed) [34.04](#)
 - open (by incision) [34.09](#)
- thoroscopic 34.06
- popliteal space [86.04](#)
- postural [93.99](#)
- postzygomatic space [27.0](#)
- pseudocyst, pancreas [52.3](#)
 - by anastomosis [52.4](#)
- pterygopalatine fossa [27.0](#)
- retropharyngeal [28.0](#)
- scrotum [61.0](#)
 - skin [86.04](#)
- spinal (canal) (cord) [03.09](#)
 - by anastomosis --see Shunt, spinal
- diagnostic [03.31](#)
- spleen [41.2](#)
 - cyst (by marsupialization) [41.41](#)
- subarachnoid space, cerebral
 - (incision) (trephination) [01.31](#)
 - by aspiration [01.09](#)
- subcutaneous tissue [86.04](#)
- subdiaphragmatic [54.19](#)
 - percutaneous [54.91](#)
- subdural space, cerebral (incision)
 - (trephination) [01.31](#)
 - by aspiration [01.09](#)
- subhepatic space [54.19](#)
 - percutaneous [54.91](#)
- sublingual space [27.0](#)
- submental space [27.0](#)

Drainage ---Cont.

- subphrenic space [54.19](#)
 - percutaneous [54.91](#)
- supraclavicular fossa [86.04](#)
- temporal pouches [27.0](#)
- tendon (sheath) [83.01](#)
 - hand [82.01](#)
- thenar space [82.04](#)
- thorax (closed) [34.04](#)
 - open (by incision) [34.09](#)
 - thoracoscopic 34.06
- thyroglossal tract (by incision) [06.09](#)
 - by aspiration [06.01](#)
- thyroid (field) (gland) (by incision) [06.09](#)
 - by aspiration [06.01](#)
 - postoperative [06.02](#)
- tonsil [28.0](#)
- tunica vaginalis [61.0](#)
- ureter (by catheter) [59.8](#)
 - by
 - anastomosis NEC --see also
 - Anastomosis, ureter [56.79](#)
 - incision [56.2](#)
 - ventricle (cerebral) (incision)
 - by
 - anastomosis --see Shunt, ventricular
 - aspiration [01.09](#)
 - through previously implanted catheter [01.02](#)
 - extracranial ventricular shunt -
 - see category [02.3](#)
 - vertebral column [03.09](#)

Drawing test [94.08](#)

Dressing

- burn [93.57](#)
- ulcer [93.56](#)
- wound [93.57](#)

Drilling

- bone --see also Incision, bone [77.10](#)
- ovary [65.99](#)

Drotrecogin alfa (activated), infusion [00.11](#)

Ductogram, mammary [87.35](#)

Duhamel operation (abdominoperineal pull-through) [48.65](#)

Duhrssen's

- incisions (cervix, to assist delivery) [73.93](#)
- operation (vaginofixation of uterus) [69.22](#)

Dunn operation (triple arthrodesis) [81.12](#)

Duodenectomy [45.62](#)

- with
 - gastrectomy --see Gastrectomy
 - pancreatectomy --see Pancreatectomy

Duodenocholedochotomy [51.51](#)

Duodenoduodenostomy [45.91](#)

- proximal to distal segment [45.62](#)

Duodenoileostomy [45.91](#)

Duodenojejunostomy [45.91](#)

Duodenorrhaphy [46.71](#)

Duodenoplasty [46.79](#)

Duodenoscopy [45.13](#)

- through stoma (artificial) [45.12](#)
- transabdominal (operative) [45.11](#)

Duodenostomy [46.39](#)

Duodenotomy [45.01](#)

Dupuytren operation

- fasciectomy [82.35](#)
- fasciotomy [82.12](#)
 - with excision [82.35](#)
- shoulder disarticulation [84.08](#)

Durabond [86.59](#)

Duraplasty [02.12](#)

Durham (-Caldwell) operation (transfer of biceps femoris tendon) [83.75](#)

DuToit and Roux operation (staple capsulorrhaphy of shoulder) [81.82](#)

DuVries operation (tenoplasty) [83.88](#)

Dwyer operation

- fasciotomy [83.14](#)
- soft tissue release NEC [83.84](#)
- wedge osteotomy, calcaneus [77.28](#)

E

- E2F decoy** [00.16](#)
- Eagleton operation** (extrapetrosal drainage) [20.22](#)
- ECG** --see Electrocardiogram
- Echocardiography** [88.72](#)
 intracardiac (heart chambers) (ICE) [37.28](#)
 intravascular (coronary vessels) [00.24](#)
 transesophageal [88.72](#)
 monitoring (Doppler)(ultrasound)[89.68](#)
- Echoencephalography** [88.71](#)
- Echography** --see Ultrasonography
- Echogynography** [88.79](#)
- Echoplacentogram** [88.78](#)
- ECMO** (extracorporeal membrane oxygenation) [39.65](#)
- Eden-Hybinette operation** (glenoid bone block) [78.01](#)
- Educational therapy** (bed-bound children) (handicapped) [93.82](#)
- EEG** (electroencephalogram) [89.14](#)
 monitoring (radiographic) (video) [89.19](#)
- Efler operation** (heart) [36.2](#)
- Effleurage** [93.39](#)
- EGD** (esophagogastroduodenoscopy) [45.13](#)
 with closed biopsy [45.16](#)
- Eggers operation**
 tendon release (patellar retinacula) [83.13](#)
 tendon transfer (biceps femoris tendon) (hamstring tendon) [83.75](#)
- EKG** --see also Electrocardiogram [89.52](#)
- Elastic hosiery** [93.59](#)
- Electrocardiogram** (with 12 or more leads) [89.52](#)
 with vectorcardiogram [89.53](#)
 fetal (scalp), intrauterine [75.32](#)
 rhythm (with one to three leads) [89.51](#)
- Electrocautery** --see also Cauterization
 cervix [67.32](#)
 corneal lesion (ulcer) [11.42](#)
 esophagus [42.39](#)
 endoscopic [42.33](#)
- Electrocoagulation** --see also Destruction, lesion, by site
 aneurysm (cerebral) (peripheral vessels) [39.52](#)
 cervix [67.32](#)
 cystoscopic [57.49](#)
 ear
 external [18.29](#)
 inner [20.79](#)
 middle [20.51](#)
 fallopian tube (lesion) [66.61](#)
 for tubal ligation --see Ligation, fallopian tube
 gasserian ganglion [04.02](#)
- Electrocoagulation** ---Cont.
 nasal turbinates [21.61](#)
 nose, for epistaxis (with packing) [21.03](#)
 ovary [65.29](#)
 laparoscopic [65.25](#)
 prostatic bed [60.94](#)
 rectum (polyp) [48.32](#)
 radical [48.31](#)
 retina (for)
 destruction of lesion [14.21](#)
 reattachment [14.51](#)
 repair of tear [14.31](#)
 round ligament [69.19](#)
 semicircular canals [20.79](#)
 urethrovesical junction,transurethral [57.49](#)
 uterine ligament [69.19](#)
 uterosacral ligament [69.19](#)
 uterus [68.29](#)
 vagina [70.33](#)
 vulva [71.3](#)
- Electrocochleography** [20.31](#)
- Electrocoization, cervix** [67.32](#)
- Electroconvulsive therapy** (ECT) [94.27](#)
- Electroencephalogram** (EEG) [89.14](#)
 monitoring (radiographic) (video) [89.19](#)
 intraoperative [00.94](#)
- Electrogastrogram** [44.19](#)
- Electrokeratotomy** [11.49](#)
- Electrolysis**
 ciliary body [12.71](#)
 hair follicle [86.92](#)
 retina (for)
 destruction of lesion [14.21](#)
 reattachment [14.51](#)
 repair of tear [14.31](#)
 skin [86.92](#)
 subcutaneous tissue [86.92](#)
- Electromyogram, electromyography** (EMG) (muscle) [93.08](#)
 eye [95.25](#)
 urethral sphincter [89.23](#)
- Electronarcosis** [94.29](#)
- Electronic gaiter** [93.59](#)
- Electronystagmogram** (ENG) [95.24](#)
- Electro-oculogram** (EOG) [95.22](#)
- Electroresection** --see also Destruction, lesion, by site
 bladder neck (transurethral) [57.49](#)
 esophagus [42.39](#)
 endoscopic [42.33](#)
 prostate (transurethral) [60.29](#)
 stomach [43.49](#)
 endoscopic [43.41](#)
- Electroretinogram** (ERG) [95.21](#)

Electroshock therapy (EST) [94.27](#)

subconvulsive [94.26](#)

Elevation

bone fragments (fractured)

orbit [76.79](#)

sinus (nasal)

frontal [22.79](#)

maxillary [22.79](#)

skull (with debridement) [02.02](#)

spinal [03.53](#)

pedicle graft [86.71](#)

Elliot operation (scleral trephination

with iridectomy) [12.61](#)

Ellis Jones operation (repair of peroneal

tendon) [83.88](#)

Ellison operation (reinforcement of

collateral ligament) [81.44](#)

Emslie-Cholmeley operation (tarsal

wedge osteotomy) [77.28](#)

Eloesser operation

thoracoplasty [33.34](#)

thoracostomy [34.09](#)

Elongation --see Lengthening

Electomy [38.00](#)

with endarterectomy --see Endarterectomy

abdominal

artery [38.06](#)

vein [38.07](#)

aorta (arch) (ascending) (descending)
[38.04](#)

arteriovenous shunt or cannula [39.49](#)

bovine graft [39.49](#)

head and neck NEC [38.02](#)

intracranial NEC [38.01](#)

lower limb

artery [38.08](#)

vein [38.09](#)

mechanical

endovascular

head and neck [39.74](#)

pulmonary (artery) (vein) [38.05](#)

thoracic NEC [38.05](#)

upper limb (artery) (vein) [38.03](#)

Embolization (transcatheter)

adhesive (glue) [39.79](#)

head and neck [39.72](#)

arteriovenous fistula [39.53](#)

endovascular [39.72](#)

artery (selective) [38.80](#)

by

endovascular approach [39.79](#)

partial occlusion (balloon)

(temporary) [39.77](#)

head and neck vessels [39.72](#)

bare coils [39.75](#)

bioactive coils [39.76](#)

percutaneous transcatheter infusion
[99.29](#)

abdominal NEC [38.86](#)

Embolization --artery ---Cont.

duodenal (transcatheter) [44.44](#)

gastric (transcatheter) [44.44](#)

renal (transcatheter) [38.86](#)

aorta (arch) (ascending) (descending)
[38.84](#)

temporary therapeutic

endovascular (balloon) (partial
occlusion) [39.77](#)

duodenal (transcatheter) [44.44](#)

gastric (transcatheter) [44.44](#)

head and neck NEC [38.82](#)

intracranial NEC [38.81](#)

lower limb [38.88](#)

renal (transcatheter) [38.86](#)

thoracic NEC [38.85](#)

upper limb [38.83](#)

uterine (gelatin sponge) (gelfoam)
(microspheres) (PVA) (spherical
embolics) (without coil(s)) [68.25](#)

AVM, intracranial, endovascular

approach [39.72](#)

carotid cavernous fistula [39.53](#)

chemoembolization [99.25](#)

coil, endovascular [39.79](#)

head and neck [39.75](#)

bare coils [39.75](#)

bioactive coils [39.76](#)

uterine artery [68.24](#)

vein (selective) [38.80](#)

by

endovascular approach [39.79](#)

head and neck [39.72](#)

partial occlusion (balloon)

(temporary) [39.77](#)

abdominal NEC [38.87](#)

duodenal (transcatheter) [44.44](#)

gastric (transcatheter) [44.44](#)

duodenal (transcatheter) [44.44](#)

gastric (transcatheter) [44.44](#)

Embryotomy [73.8](#)

EMG --see Electromyogram

Emmet operation (cervix) [67.61](#)

Encephalocentesis --see also Puncture [01.09](#)

fetal head, transabdominal [73.8](#)

Encephalography (cisternal puncture)

(fractional) (lumbar)

(pneumoencephalogram) [87.01](#)

Encephalopuncture [01.09](#)

Encircling procedure --see also Cerclage

sclera, for buckling [14.49](#)

with implant [14.41](#)

Endarterectomy (gas) (with patch graft) [38.10](#)

abdominal [38.16](#)

aorta (arch) (ascending) (descending) [38.14](#)

coronary artery --see category [36.0](#)

open chest approach [36.03](#)

head and neck (open) NEC [38.12](#)

Endarterectomy --Cont.

Note: Also use [00.40](#), [00.41](#), [00.42](#), or [00.43](#) to show the total number of vessels treated. Use code [00.44](#) once to show procedure on a bifurcated vessel. In addition, use [00.45](#), [00.46](#), [00.47](#), or [00.48](#) to show the number of vascular stents inserted.

percutaneous approach,
extracranial vessel(s) [00.61](#)

percutaneous approach,
intracranial vessel(s) [00.62](#)

percutaneous approach, precerebral
intracranial (open) NEC [38.11](#)

Note: Also use [00.40](#), [00.41](#), [00.42](#), or [00.43](#) to show the total number of vessels treated. Use code [00.44](#) once to show procedure on a bifurcated vessel. In addition, use [00.45](#), [00.46](#), [00.47](#), or [00.48](#) to show the number of vascular stents inserted.

percutaneous approach, intracranial
vessel(s) [00.62](#)

lower limb [38.18](#)

thoracic NEC [38.15](#)

upper limb [38.13](#)

Endoaneurysmorrhaphy --see also

Aneurysmorrhaphy [39.52](#)

by or with

endovascular graft

abdominal aorta [39.71](#)

fenestrated (branching) graft
[39.78](#)

lower extremity artery(s) [39.79](#)

thoracic aorta [39.73](#)

upper extremity artery(s) [39.79](#)

Endolymphatic (-subarachnoid) shunt

[20.71](#)

Endometrectomy (uterine) (internal) [68.29](#)

bladder [57.59](#)

cul-de-sac [70.32](#)

Endoprosthesis

bile duct [51.87](#)

femoral head (bipolar) [81.52](#)

Endoscopy

with biopsy --see Biopsy, by site, closed
anus [49.21](#)

biliary tract (operative) [51.11](#)

by retrograde cholangiography (ERC)
[51.11](#)

by retrograde cholangiopancreatography
(ERCP) [51.10](#)

intraoperative [51.11](#)

Endoscopy -biliary tract--Cont.

percutaneous (via T-tube or other tract)
[51.98](#)

with removal of common duct stones
[51.96](#)

bladder [57.32](#)

through stoma (artificial) [57.31](#)

bronchus NEC [33.23](#)

with biopsy [33.24](#)

fiberoptic [33.22](#)

through stoma (artificial) [33.21](#)

colon [45.23](#)

through stoma (artificial) [45.22](#)

transabdominal (operative) [45.21](#)

cul-de-sac [70.22](#)

ear [18.11](#)

esophagus NEC [42.23](#)

through stoma (artificial) [42.22](#)

transabdominal (operative) [42.21](#)

ileum [45.13](#)

through stoma (artificial) [45.12](#)

transabdominal (operative) [45.11](#)

intestine NEC [45.24](#)

large [45.24](#)

fiberoptic (flexible) [45.23](#)

through stoma (artificial) [45.22](#)

transabdominal (intraoperative) [45.21](#)

small [45.13](#)

esophagogastroduodenoscopy (EGD)

[45.13](#)

with closed biopsy [45.16](#)

through stoma (artificial) [45.12](#)

transabdominal (operative) [45.11](#)

jejunum [45.13](#)

through stoma (artificial) [45.12](#)

transabdominal (operative) [45.11](#)

kidney [55.21](#)

larynx [31.42](#)

through stoma (artificial) [31.41](#)

lung --see Bronchoscopy

mediastinum (transpleural) [34.22](#)

nasal sinus [22.19](#)

nose [21.21](#)

pancreatic duct [52.13](#)

pelvis [55.22](#)

peritoneum [54.21](#)

pharynx [29.11](#)

rectum [48.23](#)

through stoma (artificial) [48.22](#)

transabdominal (operative) [48.21](#)

sinus, nasal [22.19](#)

stomach NEC [44.13](#)

through stoma (artificial) [44.12](#)

transabdominal (operative) [44.11](#)

thorax (transpleural) [34.21](#)

trachea NEC [31.42](#)

through stoma (artificial) [31.41](#)

Endoscopy ---Cont.

- transpleural
 - mediastinum [34.22](#)
 - thorax [34.21](#)
- ureter [56.31](#)
- urethra [58.22](#)
- uterus [68.12](#)
- vagina [70.21](#)

- Enema** (transanal) NEC [96.39](#)
- for removal of impacted feces [96.38](#)

- ENG** (electronystagmogram) [95.24](#)

Enlargement

- aortic lumen, thoracic [38.14](#)
- atrial septal defect (pre-existing) [35.41](#)
 - in repair of total anomalous pulmonary venous connection [35.82](#)
- eye socket [16.64](#)
- foramen ovale (pre-existing) [35.41](#)
 - in repair of total anomalous pulmonary venous connection [35.82](#)
- intestinal stoma [46.40](#)
 - large intestine [46.43](#)
 - small intestine [46.41](#)
- introtus [96.16](#)
- orbit (eye) [16.64](#)
- palpebral fissure [08.51](#)
- punctum [09.41](#)
- sinus tract (skin) [86.89](#)

- Enterectomy NEC** [45.63](#)

Enteroanastomosis

- large-to-large intestine [45.94](#)
- small-to-large intestine [45.93](#)
- small-to-small intestine [45.91](#)

- Enterocelectomy** [53.9](#)

- female [70.92](#)
 - with graft or prosthesis [70.93](#)
- vaginal [70.92](#)
 - with graft or prosthesis [70.93](#)

- Enteroenterostomy** [45.00](#)

- duodenum [45.01](#)
- large intestine [45.03](#)
- small intestine NEC [45.02](#)

- Enterocholecystostomy** [51.32](#)

- Enteroclysis** (small bowel) [96.43](#)

- Enterocoelectomy NEC** [45.79](#)

- Enterocolostomy** [45.93](#)

- Enteroentectomy** [46.99](#)

- Enteroenterostomy** [45.90](#)

- small-to-large intestine [45.93](#)
- small-to-small intestine [45.91](#)

- Enterogastrostomy** [44.39](#)

- laparoscopic [44.38](#)

- Enterolithotomy** [45.00](#)

- Enterolysis** [54.59](#)

- laparoscopic [54.51](#)

- Enteropancreatostomy** [52.96](#)

- Enterorrhaphy** [46.79](#)

- large intestine [46.75](#)
- small intestine [46.73](#)

- Enterostomy NEC** [46.39](#)

- cecum --see also Colostomy [46.10](#)
- colon (transverse) --see also Colostomy [46.10](#)

- loop [46.03](#)

- delayed opening [46.31](#)

- duodenum [46.39](#)

- loop [46.01](#)

- feeding NEC [46.39](#)

- percutaneous (endoscopic) [46.32](#)

- ileum (Brooke) (Dragstedt) [46.20](#)

- loop [46.01](#)

- jejunum (feeding) [46.39](#)

- loop [46.01](#)

- percutaneous (endoscopic) [46.32](#)

- sigmoid colon --see also Colostomy [46.10](#)

- loop [46.03](#)

- transverse colon --see also Colostomy [46.10](#)

- loop [46.03](#)

- Enterotomy** [45.00](#)

- large intestine [45.03](#)

- small intestine [45.02](#)

- Enucleation**--see also Excision, lesion, by site cyst

- broad ligament [69.19](#)

- dental [24.4](#)

- liver [50.29](#)

- ovarian [65.29](#)

- laparoscopic [65.25](#)

- parotid gland [26.29](#)

- salivary gland [26.29](#)

- skin [86.3](#)

- subcutaneous tissue [86.3](#)

- eyeball [16.49](#)

- with implant(into Tenon's capsule) [16.42](#)

- with attachment of muscles [16.41](#)

- EOG** (electro-oculogram) [95.22](#)

- Epicardiectomy** [36.39](#)

- Epididymectomy** [63.4](#)

- with orchidectomy (unilateral) [62.3](#)

- bilateral [62.41](#)

- Epididymogram** [87.93](#)

- Epididymoplasty** [63.59](#)

- Epididymorrhaphy** [63.81](#)

- Epididymotomy** [63.92](#)

- Epididymovasostomy** [63.83](#)

- Epiglottidectomy** [30.21](#)

- Epikeratophakia** [11.76](#)

Epilation

- eyebrow (forceps) [08.93](#)

- cryosurgical [08.92](#)

- electrosurgical [08.91](#)

- eyelid (forceps) NEC [08.93](#)

- cryosurgical [08.92](#)

- electrosurgical [08.91](#)

- skin [86.92](#)

- Epiphysiodesis** --see also Arrest, bone growth

- see category [78.2](#)

- Epiphysiolysis** --see also Arrest, bone growth --see category [78.2](#)
- Epiploectomy** [54.4](#)
- Epiploexy** [54.74](#)
- Epiploorrhaphy** [54.74](#)
- Episioepineoplasty** [71.79](#)
- Episioepineorrhaphy** [71.71](#)
- obstetrical [75.69](#)
- Episioplasty** [71.79](#)
- Episiopectomy** [73.6](#)
- Episiorrhaphy** [71.71](#)
- following episiotomy --see Episiotomy for obstetrical laceration [75.69](#)
- Episiotomy**(with subsequent episiorrhaphy)[73.6](#)
- high forceps [72.31](#)
- low forceps [72.1](#)
- mid forceps [72.21](#)
- nonobstetrical [71.09](#)
- outlet forceps [72.1](#)
- EPS** (electrophysiologic stimulation) as part of intraoperative testing --omit code catheter based invasive electrophysiologic testing [37.26](#)
- device interrogation only without arrhythmia induction (bedside check) [89.45-89.49](#)
- noninvasive programmed electrical stimulation (NIPS) [37.20](#)
- Eptifibotide, infusion** [99.20](#)
- Equalization, leg**
- lengthening --see category [78.3](#)
- shortening --see category [78.2](#)
- Equilibration** (occlusal) [24.8](#)
- Equiloudness balance** [95.43](#)
- ERC** (endoscopic retrograde cholangiography) [51.11](#)
- ERCP** (endoscopic retrograde cholangiopancreatography) [51.10](#)
- cannulation of pancreatic duct [52.93](#)
- ERG** (electroretinogram) [95.21](#)
- ERP** (endoscopic retrograde pancreatography) [52.13](#)
- Eruption, tooth, surgical** [24.6](#)
- Erythrocytapheresis, therapeutic** [99.73](#)
- Escharectomy** [86.22](#)
- Escharotomy** [86.09](#)
- Esophageal voice training** (postlaryngectomy) [93.73](#)
- Esophagectomy** [42.40](#)
- abdominothoracocervical (combined) (synchronous) [42.42](#)
- partial or subtotal [42.41](#)
- total [42.42](#)
- Esophagocologastrostomy** (intrathoracic) [42.55](#)
- antesternal or antethoracic [42.65](#)
- Esophagocolostomy**(intrathoracic)[42.56](#)
- with interposition of colon [42.55](#)
- antesternal or antethoracic NEC [42.66](#)
- with interposition of colon [42.65](#)
- Esophagoduodenostomy**(intrathoracic)NEC [42.54](#)
- with
- complete gastrectomy [43.99](#)
- interposition of small bowel [42.53](#)
- Esophagoenterostomy** (intrathoracic) NEC --see also Anastomosis, esophagus, to intestinal segment [42.54](#)
- antesternal or antethoracic --see also Anastomosis, esophagus, antesternal, to intestinal segment [42.64](#)
- Esophagoesophagostomy** (intrathoracic) [42.51](#)
- antesternal or antethoracic [42.61](#)
- Esophagogastrectomy** [43.99](#)
- Esophagogastroduodenoscopy** (EGD) [45.13](#)
- with closed biopsy [45.16](#)
- through stoma (artificial) [45.12](#)
- transabdominal (operative) [45.11](#)
- Esophagogastrostomyotomy** [42.7](#)
- Esophagogastropepy** [44.65](#)
- Esophagogastroplasty** [44.65](#)
- Esophagogastrosocopy** NEC [44.13](#)
- through stoma (artificial) [44.12](#)
- transabdominal (operative) [44.11](#)
- Esophagogastrostomy** (intrathoracic) [42.52](#)
- with partial gastrectomy [43.5](#)
- antesternal or antethoracic [42.62](#)
- Esophagoileostomy**(intrathoracic)NEC[42.54](#)
- with interposition of small bowel [42.53](#)
- antesternal or antethoracic NEC [42.64](#)
- with interposition of small bowel [42.63](#)
- Esophagojejunostomy**(intrathoracic) NEC [42.54](#)
- with
- complete gastrectomy [43.99](#)
- interposition of small bowel [42.53](#)
- antesternal or antethoracic NEC [42.64](#)
- with interposition of small bowel [42.63](#)
- Esophagomyotomy** [42.7](#)
- Esophagoplasty** NEC [42.89](#)
- Esophagorrhaphy** [42.82](#)
- Esophagoscopy** NEC [42.23](#)
- by incision (operative) [42.21](#)
- with closed biopsy [42.24](#)
- through stoma (artificial) [42.22](#)
- transabdominal (operative) [42.21](#)
- Esophagostomy** [42.10](#)
- cervical [42.11](#)
- thoracic [42.19](#)
- Esophagotomy** NEC [42.09](#)
- Estes operation** (ovary) [65.72](#)
- laparoscopic [65.75](#)
- Estlander operation** (thoracoplasty) [33.34](#)

ESWL (extracorporeal shockwave lithotripsy)

- NEC [98.59](#)
- bile duct [98.52](#)
- bladder [98.51](#)
- gallbladder [98.52](#)
- kidney [98.51](#)
- Kock pouch (urinary diversion) [98.51](#)
- renal pelvis [98.51](#)
- specified site NEC [98.59](#)
- ureter [98.51](#)

Ethmoidectomy [22.63](#)

Ethmoidotomy [22.51](#)

Evacuation

- abscess --see Drainage, by site
- anterior chamber (eye) (aqueous) (hypHEMA) [12.91](#)
- cyst --see also Excision, lesion, by site
 - breast [85.91](#)
 - kidney [55.01](#)
 - liver [50.29](#)
- hematoma --see also Incision, hematoma
 - obstetrical [75.92](#)
 - incisional [75.91](#)
- hemorrhoids (thrombosed) [49.47](#)
- pelvic blood clot (by incision) [54.19](#)
 - by
 - culdocentesis [70.00](#)
 - culdoscopy [70.22](#)
- retained placenta
 - with curettage [69.02](#)
 - manual [75.4](#)
- streptothrix from lacrimal duct [09.42](#)

Evaluation (of)

- audiological [95.43](#)
- cardiac rhythm device (CRT-D) (CRT-P) (AICD) (pacemaker) --see Interrogation
- criminal responsibility, psychiatric [94.11](#)
- functional (physical therapy) [93.01](#)
- hearing NEC [95.49](#)
- orthotic (for brace fitting) [93.02](#)
- prosthetic (for artificial limb fitting) [93.03](#)
- psychiatric NEC [94.19](#)
 - commitment [94.13](#)
- psychologic NEC [94.08](#)
- testimentary capacity, psychiatric [94.11](#)

Evans operation (release of clubfoot) [83.84](#)

Evisceration

- eyeball [16.39](#)
 - with implant (into scleral shell) [16.31](#)
- ocular contents [16.39](#)
 - with implant (into scleral shell) [16.31](#)
- orbit --see also Exenteration, orbit [16.59](#)
- pelvic (anterior) (posterior) (partial) (total) (female) [68.8](#)
 - male [57.71](#)

Evisulsion

- nail (bed) (fold) [86.23](#)
- skin [86.3](#)
- subcutaneous tissue [86.3](#)

Examination (for)

- breast
 - manual [89.36](#)
 - radiographic NEC [87.37](#)
 - thermographic [88.85](#)
 - ultrasonic [88.73](#)
- cervical rib (by x-ray) [87.43](#)
- colostomy stoma (digital) [89.33](#)
- dental (oral mucosa) (peridental) [89.31](#)
 - radiographic NEC [87.12](#)
- enterostomy stoma (digital) [89.33](#)
- eye [95.09](#)
 - color vision [95.06](#)
 - comprehensive [95.02](#)
 - dark adaptation [95.07](#)
 - limited (with prescription of spectacles) [95.01](#)
 - under anesthesia [95.04](#)
- fetus, intrauterine [75.35](#)
- general physical [89.7](#)
- glaucoma [95.03](#)
- gynecological [89.26](#)
- hearing [95.47](#)
- microscopic (specimen) (of) [91.9](#)

Note -- Use the following fourth-digit subclassification with categories [90-91](#) to identify type of examination:

- 1 bacterial smear
- 2 culture
- 3 culture and sensitivity
- 4 parasitology
- 5 toxicology
- 6 cell block and Papanicolaou smear
- 9 other microscopic examination

- adenoid [90.3](#)
- adrenal gland [90.1](#)
- amnion [91.4](#)
- anus [90.9](#)
- appendix [90.9](#)
- bile ducts [91.0](#)
- bladder [91.3](#)
- blood [90.5](#)
- bone [91.5](#)
 - marrow [90.6](#)
- brain [90.0](#)
- breast [91.6](#)
- bronchus [90.4](#)
- bursa [91.5](#)
- cartilage [91.5](#)
- cervix [91.4](#)
- chest wall [90.4](#)
- chorion [91.4](#)
- colon [90.9](#)
- cul-de-sac [91.1](#)
- dental [90.8](#)
- diaphragm [90.4](#)
- duodenum [90.8](#)
- ear [90.3](#)

Examination -microscopic ---Cont.

- endocrine gland NEC [90.1](#)
- esophagus [90.8](#)
- eye [90.2](#)
- fallopian tube [91.4](#)
- fascia [91.5](#)
- female genital tract [91.4](#)
- fetus [91.4](#)
- gallbladder [91.0](#)
- hair [91.6](#)
- ileum [90.9](#)
- jejunum [90.9](#)
- joint fluid [91.5](#)
- kidney [91.2](#)
- large intestine [90.9](#)
- larynx [90.3](#)
- ligament [91.5](#)
- liver [91.0](#)
- lung [90.4](#)
- lymph (node) [90.7](#)
- meninges [90.0](#)
- mesentery [91.1](#)
- mouth [90.8](#)
- muscle [91.5](#)
- musculoskeletal system [91.5](#)
- nails [91.6](#)
- nerve [90.0](#)
- nervous system [90.0](#)
- nose [90.3](#)
- omentum [91.1](#)
- operative wound [91.7](#)
- ovary [91.4](#)
- pancreas [91.0](#)
- parathyroid gland [90.1](#)
- penis [91.3](#)
- perirenal tissue [91.2](#)
- peritoneum (fluid) [91.1](#)
- periureteral tissue [91.2](#)
- perivesical (tissue) [91.3](#)
- pharynx [90.3](#)
- pineal gland [90.1](#)
- pituitary gland [90.1](#)
- placenta [91.4](#)
- pleura (fluid) [90.4](#)
- prostate [91.3](#)
- rectum [90.9](#)
- retroperitoneum [91.1](#)
- semen [91.3](#)
- seminal vesicle [91.3](#)
- sigmoid [90.9](#)
- skin [91.6](#)
- small intestine [90.9](#)
- specified site NEC [91.8](#)
- spinal fluid [90.0](#)
- spleen [90.6](#)
- sputum [90.4](#)
- stomach [90.8](#)
- stool [90.9](#)

Examination -microscopic ---Cont.

- synovial membrane [91.5](#)
 - tendon [91.5](#)
 - thorax NEC [90.4](#)
 - throat [90.3](#)
 - thymus [90.1](#)
 - thyroid gland [90.1](#)
 - tonsil [90.3](#)
 - trachea [90.4](#)
 - ureter [91.2](#)
 - urethra [91.3](#)
 - urine [91.3](#)
 - uterus [91.4](#)
 - vagina [91.4](#)
 - vas deferens [91.3](#)
 - vomitus [90.8](#)
 - vulva [91.4](#)
 - neurologic [89.13](#)
 - neuro-ophthalmology [95.03](#)
 - ophthalmoscopic [16.21](#)
 - panorex, mandible [87.12](#)
 - pelvic (manual) [89.26](#)
 - instrumental (by pelvimeter) [88.25](#)
 - pelvimetric [88.25](#)
 - physical, general [89.7](#)
 - postmortem [89.8](#)
 - rectum (digital) [89.34](#)
 - endoscopic [48.23](#)
 - through stoma (artificial) [48.22](#)
 - transabdominal [48.21](#)
 - retinal disease [95.03](#)
 - specified type (manual) NEC [89.39](#)
 - thyroid field, postoperative [06.02](#)
 - uterus (digital) [68.11](#)
 - endoscopic [68.12](#)
 - vagina [89.26](#)
 - endoscopic [70.21](#)
 - visual field [95.05](#)
- Exchange transfusion** [99.01](#)
- intrauterine [75.2](#)
- Excision**
- aberrant tissue --see Excision, lesion, by site of tissue origin
 - abscess --see Excision, lesion, by site
 - accessory tissue --see also Excision, lesion, by site of tissue origin
 - lung [32.29](#)
 - endoscopic [32.28](#)
 - thoracoscopic [32.20](#)
 - spleen [41.93](#)
 - adenoids (tag) [28.6](#)
 - with tonsillectomy [28.3](#)
 - adenoma --see Excision, lesion, by site
 - adrenal gland--see also Adrenalectomy [07.22](#)
 - ampulla of Vater (with reimplantation of common duct) [51.62](#)
 - anal papilla [49.39](#)
 - endoscopic [49.31](#)

Excision ---Cont.

aneurysm (arteriovenous) --see also
 Aneurysmectomy [38.60](#)
 coronary artery [36.91](#)
 heart [37.32](#)
 myocardium [37.32](#)
 sinus of Valsalva [35.39](#)
 ventricle (heart) [37.32](#)
 anus (complete) (partial) [49.6](#)
 aortic subvalvular ring [35.35](#)
 apocrine gland [86.3](#)
 aponeurosis [83.42](#)
 hand [82.33](#)
 appendage, left atrial [37.36](#)
 appendiceal stump [47.09](#)
 laparoscopic [47.01](#)
 appendices epiploicae [54.4](#)
 appendix --see also Appendectomy
 epididymis [63.3](#)
 testis [62.2](#)
 arcuate ligament (spine) --omit code
 arteriovenous fistula --see also
 Aneurysmectomy [38.60](#)
 artery --see also Arteriectomy [38.60](#)
 Baker's cyst, knee [83.39](#)
 Bartholin's gland [71.24](#)
 basal ganglion [01.59](#)
 bile duct [51.69](#)
 endoscopic [51.64](#)
 bladder --see also Cystectomy
 bleb (emphysematous), lung [32.29](#)
 endoscopic [32.28](#)
 thoracoscopic [32.20](#)
 blood vessel --see also Angiectomy [38.60](#)
 bone (ends) (partial), except facial
 --see category [77.8](#)
 facial NEC [76.39](#)
 total [76.45](#)
 with reconstruction [76.44](#)
 for graft (autograft) (homograft)
 --see category [77.7](#)
 fragments (chips) --see also Incision,
 bone [77.10](#)
 joint --see also Arthrotomy [80.10](#)
 necrotic --see also Sequestrectomy,
 bone [77.00](#)
 heterotopic, from
 muscle [83.32](#)
 hand [82.22](#)
 skin [86.3](#)
 tendon [83.31](#)
 hand [82.21](#)
 mandible [76.31](#)
 with arthrodesis --see Arthrodesis
 total [76.42](#)
 with reconstruction [76.41](#)
 spur --see Excision, lesion, bone

Excision -bone ---Cont.

total, except facial --see category [77.9](#)
 facial NEC [76.45](#)
 with reconstruction [76.44](#)
 mandible [76.42](#)
 with reconstruction [76.41](#)
 brain [01.59](#)
 hemisphere [01.52](#)
 lobe [01.53](#)
 branchial cleft cyst or vestige [29.2](#)
 breast --see also Mastectomy [85.41](#)
 aberrant tissue [85.24](#)
 accessory [85.24](#)
 ectopic [85.24](#)
 nipple [85.25](#)
 accessory [85.24](#)
 segmental [85.23](#)
 supernumerary [85.24](#)
 wedge [85.21](#)
 broad ligament [69.19](#)
 bronchogenic cyst [32.09](#)
 endoscopic [32.01](#)
 bronchus (wide sleeve) NEC [32.1](#)
 buccal mucosa [27.49](#)
 bulbourethral gland [58.92](#)
 bulbous tuberosities (mandible) (maxilla)
 (fibrous) (osseous) [24.31](#)
 bunion --see also Bunionectomy [77.59](#)
 bunionette (with osteotomy) [77.54](#)
 bursa [83.5](#)
 hand [82.31](#)
 canal of Nuck [69.19](#)
 cardioma [37.33](#)
 carotid body (lesion) (partial) (total) [39.89](#)
 cartilage --see also Chondrectomy [80.90](#)
 intervertebral --see category [80.5](#)
 knee (semilunar) [80.6](#)
 larynx [30.29](#)
 nasal (submucous) [21.5](#)
 caruncle, urethra [58.39](#)
 endoscopic [58.31](#)
 cataract--see also Extraction, cataract [13.19](#)
 secondary membrane (after cataract) [13.65](#)
 cervical
 rib [77.91](#)
 stump [67.4](#)
 cervix (stump) NEC [67.4](#)
 cold (knife) [67.2](#)
 conization [67.2](#)
 cryoconization [67.33](#)
 electroconization [67.32](#)
 chalazion (multiple) (single) [08.21](#)
 cholesteatoma--see Excision, lesion, by site
 choroid plexus [02.14](#)
 cicatrix (skin) [86.3](#)
 cilia base [08.20](#)
 ciliary body, prolapsed [12.98](#)
 clavicle (head) (partial) [77.81](#)
 total (complete) [77.91](#)

Excision ---Cont.

clitoris [71.4](#)
 coarctation of aorta (end-to-end anastomosis) [38.64](#)
 with
 graft replacement (interposition)
 abdominal [38.44](#)
 thoracic [38.45](#)
 thoracoabdominal [38.45](#) [[38.44](#)]
 common
 duct [51.63](#)
 wall between posterior and coronary sinus (with roofing or resultant defect with patch graft) [35.82](#)
 condyle --see category [77.8](#)
 mandible [76.5](#)
 conjunctival ring [10.31](#)
 cornea [11.49](#)
 epithelium(with chemocauterization) [11.41](#)
 for smear or culture [11.21](#)
 costal cartilage [80.99](#)
 cul-de-sac (Douglas') [70.92](#)
 with graft or prosthesis [70.93](#)
 cusp, heart valve [35.10](#)
 aortic [35.11](#)
 mitral [35.12](#)
 tricuspid [35.14](#)
 cyst --see *also* Excision, lesion, by site
 apical (tooth) [23.73](#)
 with root canal therapy [23.72](#)
 Baker's (popliteal) [83.39](#)
 breast [85.21](#)
 broad ligament [69.19](#)
 bronchogenic [32.09](#)
 endoscopic [32.01](#)
 cervix [67.39](#)
 dental [24.4](#)
 dentigerous [24.4](#)
 epididymis [63.2](#)
 fallopian tube [66.61](#)
 Gartner's duct [70.33](#)
 hand [82.29](#)
 labia [71.3](#)
 lung [32.29](#)
 endoscopic [32.28](#)
 thoracoscopic [32.20](#)
 mesonephric duct [69.19](#)
 Morgagni
 female [66.61](#)
 male [62.2](#)
 mullerian duct [60.73](#)
 nasolabial [27.49](#)
 nasopalatine [27.31](#)
 by wide excision [27.32](#)
 ovary [65.29](#)
 laparoscopic [65.25](#)
 parovarian [69.19](#)
 pericardium [37.31](#)
 periodontal (apical) (lateral) [24.4](#)

Excision -cyst ---Cont.

popliteal (Baker's), knee [83.39](#)
 radicular [24.4](#)
 spleen [41.42](#)
 synovial (membrane) [83.39](#)
 thyroglossal (with resection of hyoid bone) [06.7](#)
 urachal (bladder) [57.51](#)
 abdominal wall [54.3](#)
 vagina (Gartner's duct) [70.33](#)
 cystic
 duct remnant [51.61](#)
 hygroma [40.29](#)
 dentinoma [24.4](#)
 diaphragm [34.81](#)
 disc, intervertebral NOS [80.50](#)
 herniated (nucleus pulposus) [80.51](#)
 other specified (discectomy) [80.51](#)
 diverticulum
 ampulla of Vater [51.62](#)
 anus [49.39](#)
 endoscopic [49.31](#)
 bladder [57.59](#)
 transurethral [57.49](#)
 duodenum [45.31](#)
 endoscopic [45.30](#)
 esophagus (local) [42.31](#)
 endoscopic [42.32](#)
 hypopharyngeal (by cricopharyngeal myotomy) [29.32](#)
 intestine
 large [45.41](#)
 endoscopic [45.43](#)
 small NEC [45.33](#)
 Meckel's [45.33](#)
 pharyngeal (by cricopharyngeal myotomy) [29.32](#)
 pharyngoesophageal (by cricopharyngeal myotomy) [29.32](#)
 stomach [43.42](#)
 endoscopic [43.41](#)
 urethra [58.39](#)
 endoscopic [58.31](#)
 ventricle, heart [37.33](#)
 duct
 mullerian [69.19](#)
 paramesonephric [69.19](#)
 thyroglossal (with resection of hyoid bone) [06.7](#)
 ear, external (complete) NEC [18.39](#)
 partial [18.29](#)
 radical [18.31](#)
 ectopic
 abdominal fetus [74.3](#)
 tissue --see *also* Excision, lesion, by site of tissue origin
 bone, from muscle [83.32](#)
 breast [85.24](#)
 lung [32.29](#)

Excision -ectopic ---*Cont.*

endoscopic [32.28](#)
 thoroscopic [32.20](#)
 spleen [41.93](#)
 empyema pocket, lung [34.09](#)
 epididymis [63.4](#)
 epiglottis [30.21](#)
 epithelial downgrowth, anterior chamber (eye) [12.93](#)
 epulis (gingiva) [24.31](#)
 esophagus --*see also* Esophagectomy [42.40](#)
 exostosis --*see also* Excision, lesion, bone [77.60](#)
 auditory canal, external [18.29](#)
 facial bone [76.2](#)
 first metatarsal (hallux valgus repair) --*see* Bunionectomy
 eye [16.49](#)
 with implant(into Tenon's capsule) [16.42](#)
 with attachment of muscles [16.41](#)
 eyelid [08.20](#)
 redundant skin [08.86](#)
 falciform ligament [54.4](#)
 fallopian tube --*see* Salpingectomy
 fascia [83.44](#)
 for graft [83.43](#)
 hand [82.34](#)
 hand [82.35](#)
 for graft [82.34](#)
 fat pad NEC [86.3](#)
 knee (infrapatellar) (prepatellar) [86.3](#)
 scalene [40.21](#)
 fibroadenoma, breast [85.21](#)
 fissure, anus [49.39](#)
 endoscopic [49.31](#)
 fistula --*see also* Fistulectomy
 anal [49.12](#)
 arteriovenous --*see also* Aneurysmectomy [38.60](#)
 ileorectal [46.74](#)
 lacrimal gland [09.21](#)
 sac [09.6](#)
 rectal [48.73](#)
 vesicovaginal [57.84](#)
 frenulum, frenum
 labial (lip) [27.41](#)
 lingual (tongue) [25.92](#)
 ganglion (hand) (tendon sheath) (wrist) [82.21](#)
 gasserian [04.05](#)
 site other than hand or nerve [83.31](#)
 sympathetic nerve [05.29](#)
 trigeminal nerve [04.05](#)
 gastrocolic ligament [54.4](#)
 gingiva [24.31](#)
 glomus jugulare tumor [20.51](#)

Excision ---*Cont.*

goiter --*see* Thyroidectomy
 gum [24.31](#)
 hallux valgus --*see also* Bunionectomy
 with prosthetic implant [77.59](#)
 hamartoma, mammary [85.21](#)
 heart assist system --*see* Removal
 hematocele, tunica vaginalis [61.92](#)
 hematoma --*see* Drainage, by site
 hemorrhoids(external)(internal) (tag) [49.46](#)
 heterotopic bone, from muscle [83.32](#)
 hand [82.22](#)
 skin [86.3](#)
 tendon [83.31](#)
 hand [82.21](#)
 hydatid of Morgagni
 female [66.61](#)
 male [62.2](#)
 hydatid cyst, liver [50.29](#)
 hydrocele
 canal of Nuck (female) [69.19](#)
 male [63.1](#)
 round ligament [69.19](#)
 spermatic cord [63.1](#)
 tunica vaginalis [61.2](#)
 hygroma, cystic [40.29](#)
 hymen (tag) [70.31](#)
 hymeno-urethral fusion [70.31](#)
 intervertebral disc --*see* Excision, disc, intervertebral (NOS) [80.50](#)
 intestine --*see also* Resection,intestine [45.8](#)
 for interposition [45.50](#)
 large [45.52](#)
 small [45.51](#)
 large (total)
 for interposition [45.52](#)
 laparoscopic [45.81](#)
 open [45.82](#)
 other [45.83](#)
 local [45.41](#)
 endoscopic [45.43](#)
 segmental [45.79](#)
 laparoscopic [17.39](#)
 multiple
 laparoscopic [17.31](#)
 open and other [45.71](#)
 open and other [45.79](#)
 unspecified [45.83](#)
 small (total) [45.63](#)
 for interposition [45.51](#)
 local [45.33](#)
 partial [45.62](#)
 segmental [45.62](#)
 multiple [45.61](#)
 intraductal papilloma [85.21](#)
 iris prolapse [12.13](#)
 joint --*see also* Arthrectomy [80.90](#)
 keloid (scar), skin [86.3](#)

Excision ---Cont.

LAA [37.36](#)
 labia --see Vulvectomy
 lacrimal
 gland [09.20](#)
 partial [09.22](#)
 total [09.23](#)
 passage [09.6](#)
 sac [09.6](#)
 left atrial appendage [37.36](#)
 lesion (local)
 abdominal wall [54.3](#)
 accessory sinus --see Excision, lesion,
 nasal sinus
 adenoids [28.92](#)
 adrenal gland(s) [07.21](#)
 alveolus [24.4](#)
 ampulla of Vater [51.62](#)
 anterior chamber (eye) NEC [12.40](#)
 anus [49.39](#)
 endoscopic [49.31](#)
 apocrine gland [86.3](#)
 artery [38.60](#)
 abdominal [38.66](#)
 aorta (arch) (ascending) (descending
 thoracic) [38.64](#)
 with end-to-end anastomosis [38.45](#)
 abdominal [38.44](#)
 thoracic [38.45](#)
 thoracoabdominal [38.45](#) [[38.44](#)]
 with graft interposition graft
 replacement [38.45](#)
 abdominal [38.44](#)
 thoracic [38.45](#)
 thoracoabdominal [38.45](#) [[38.44](#)]
 head and neck NEC [38.62](#)
 intracranial NEC [38.61](#)
 lower limb [38.68](#)
 thoracic NEC [38.65](#)
 upper limb [38.63](#)
 atrium [37.33](#)
 auditory canal or meatus, external [18.29](#)
 radical [18.31](#)
 auricle, ear [18.29](#)
 radical [18.31](#)
 biliary ducts [51.69](#)
 endoscopic [51.64](#)
 bladder (transurethral) [57.49](#)
 open [57.59](#)
 suprapubic [57.59](#)
 blood vessel [38.60](#)
 abdominal
 artery [38.66](#)
 vein [38.67](#)
 aorta (arch) (ascending) (descending)
 [38.64](#)
 head and neck NEC [38.62](#)
 intracranial NEC [38.61](#)
 lower limb

Excision -lesion -blood vessel ---Cont.

 artery [38.68](#)
 vein [38.69](#)
 thoracic NEC [38.65](#)
 upper limb (artery) (vein) [38.63](#)
 bone [77.60](#)
 carpal, metacarpal [77.64](#)
 clavicle [77.61](#)
 facial [76.2](#)
 femur [77.65](#)
 fibula [77.67](#)
 humerus [77.62](#)
 jaw [76.2](#)
 dental [24.4](#)
 patella [77.66](#)
 pelvic [77.69](#)
 phalanges (foot) (hand) [77.69](#)
 radius [77.63](#)
 scapula [77.61](#)
 skull [01.6](#)
 specified site NEC [77.69](#)
 tarsal, metatarsal [77.68](#)
 thorax (ribs) (sternum) [77.61](#)
 tibia [77.67](#)
 ulna [77.63](#)
 vertebrae [77.69](#)
 brain (transtemporal approach) NEC [01.59](#)
 by stereotactic radiosurgery [92.30](#)
 cobalt 60 [92.32](#)
 linear accelerator (LINAC) [92.31](#)
 multi-source [92.32](#)
 particle beam [92.33](#)
 particulate [92.33](#)
 radiosurgery NEC [92.39](#)
 single source photon [92.31](#)
 breast (segmental) (wedge) [85.21](#)
 broad ligament [69.19](#)
 bronchus NEC [32.09](#)
 endoscopic [32.01](#)
 cerebral (cortex) NEC [01.59](#)
 meninges [01.51](#)
 cervix (myoma) [67.39](#)
 chest wall [34.4](#)
 choroid plexus [02.14](#)
 ciliary body [12.44](#)
 colon [45.41](#)
 endoscopic NEC [45.43](#)
 polypectomy [45.42](#)
 conjunctiva [10.31](#)
 cornea [11.49](#)
 cranium [01.6](#)
 cul-de-sac (Douglas') [70.32](#)
 dental (jaw) [24.4](#)
 diaphragm [34.81](#)
 duodenum (local) [45.31](#)
 endoscopic [45.30](#)
 ear, external [18.29](#)
 radical [18.31](#)
 endometrium [68.29](#)

Excision -lesion ---Cont.

epicardium [37.31](#)
 epididymis [63.3](#)
 epiglottis [30.09](#)
 esophagus NEC [42.32](#)
 endoscopic [42.33](#)
 eye, eyeball [16.93](#)
 anterior segment NEC [12.40](#)
 eyebrow (skin) [08.20](#)
 eyelid [08.20](#)
 by
 halving procedure [08.24](#)
 wedge resection [08.24](#)
 major
 full-thickness [08.24](#)
 partial-thickness [08.23](#)
 minor [08.22](#)
 fallopian tube [66.61](#)
 fascia [83.39](#)
 hand [82.29](#)
 groin region (abdominal wall)
 (inguinal) [54.3](#)
 skin [86.3](#)
 subcutaneous tissue [86.3](#)
 gum [24.31](#)
 heart [37.34](#)
 Cox-maze, open [37.33](#)
 maze, modified, endovascular [37.34](#)
 maze, modified, open [37.33](#)
 open [37.33](#)
 other approach, closed [37.34](#)
 hepatic duct [51.69](#)
 inguinal canal [54.3](#)
 intestine
 large [45.41](#)
 endoscopic NEC [45.43](#)
 polypectomy [45.42](#)
 small NEC [45.33](#)
 intracranial NEC [01.59](#)
 intranasal [21.31](#)
 intraspinal [03.4](#)
 iris [12.42](#)
 jaw [76.2](#)
 dental [24.4](#)
 joint [80.80](#)
 ankle [80.87](#)
 elbow [80.82](#)
 foot and toe [80.88](#)
 hand and finger [80.84](#)
 hip [80.85](#)
 knee [80.86](#)
 shoulder [80.81](#)
 specified site NEC [80.89](#)
 spine [80.89](#)
 wrist [80.83](#)
 kidney [55.39](#)
 with partial nephrectomy [55.4](#)
 labia [71.3](#)

Excision -lesion ---Cont.

lacrimal
 gland (frontal approach) [09.21](#)
 passage [09.6](#)
 sac [09.6](#)
 larynx [30.09](#)
 ligament (joint) --see also Excision,
 lesion, joint [80.80](#)
 broad [69.19](#)
 round [69.19](#)
 uterosacral [69.19](#)
 lip [27.43](#)
 by wide excision [27.42](#)
 liver [50.29](#)
 lung NEC [32.29](#)
 by lung volume reduction surgery
 [32.22](#)
 biologic lung volume reduction
 (BLVR) --see category [33.7](#)
 by wide excision [32.39](#)
 thoracoscopic [32.30](#)
 endoscopic [32.28](#)
 thoracoscopic [32.20](#)
 lymph structure(s) (channel) (vessel)
 NEC [40.29](#)
 node --see Excision, lymph, node
 mammary duct [85.21](#)
 mastoid (bone) [20.49](#)
 mediastinum [34.3](#)
 meninges (cerebral) [01.51](#)
 spinal [03.4](#)
 mesentery [54.4](#)
 middle ear [20.51](#)
 mouth NEC [27.49](#)
 muscle [83.32](#)
 hand [82.22](#)
 ocular [15.13](#)
 myocardium [37.33](#)
 nail [86.23](#)
 nasal sinus [22.60](#)
 antrum [22.62](#)
 with Caldwell-Luc approach [22.61](#)
 specified approach NEC [22.62](#)
 ethmoid [22.63](#)
 frontal [22.42](#)
 maxillary [22.62](#)
 with Caldwell-Luc approach [22.61](#)
 specified approach NEC [22.62](#)
 sphenoid [22.64](#)
 nasopharynx [29.3](#)
 nerve (cranial) (peripheral) [04.07](#)
 sympathetic [05.29](#)
 nonodontogenic [24.31](#)
 nose [21.30](#)
 intranasal [21.31](#)
 polyp [21.31](#)
 skin [21.32](#)
 specified site NEC [21.32](#)
 odontogenic [24.4](#)

Excision -lesion ---Cont.

omentum [54.4](#)
 orbit [16.92](#)
 ovary [65.29](#)
 by wedge resection [65.22](#)
 laparoscopic [65.24](#)
 that by laparoscope [65.25](#)
 palate (bony) [27.31](#)
 by wide excision [27.32](#)
 soft [27.49](#)
 pancreas (local) [52.22](#)
 endoscopic [52.21](#)
 parathyroid [06.89](#)
 parotid gland or duct NEC [26.29](#)
 pelvic wall [54.3](#)
 pelvirectal tissue [48.82](#)
 penis [64.2](#)
 pericardium [37.31](#)
 perineum (female) [71.3](#)
 male [86.3](#)
 periprostatic tissue [60.82](#)
 perirectal tissue [48.82](#)
 perirenal tissue [59.91](#)
 peritoneum [54.4](#)
 perivesical tissue [59.91](#)
 pharynx [29.39](#)
 diverticulum [29.32](#)
 pineal gland [07.53](#)
 pinna [18.29](#)
 radical [18.31](#)
 pituitary (gland) --see also
 Hypophysectomy, partial [07.63](#)
 by stereotactic radiosurgery [92.30](#)
 cobalt 60 [92.32](#)
 linear accelerator (LINAC) [92.31](#)
 multi-source [92.32](#)
 particle beam [92.33](#)
 particulate [92.33](#)
 radiosurgery NEC [92.39](#)
 single source photon [92.31](#)
 pleura [34.59](#)
 pouch of Douglas [70.32](#)
 preauricular (ear) [18.21](#)
 presacral [54.4](#)
 prostate (transurethral) [60.61](#)
 pulmonary (fibrosis) [32.29](#)
 endoscopic [32.28](#)
 thoracoscopic [32.20](#)
 rectovaginal septum [48.82](#)
 rectum [48.35](#)
 polyp (endoscopic) [48.36](#)
 retroperitoneum [54.4](#)
 salivary gland or duct NEC [26.29](#)
 en bloc [26.32](#)
 sclera [12.84](#)
 scrotum [61.3](#)
 sinus (nasal) --see Excision, lesion,
 nasal sinus
 Skene's gland [71.3](#)

Excision -lesion ---Cont.

skin [86.3](#)
 breast [85.21](#)
 nose [21.32](#)
 radical (wide) (involving underlying
 or adjacent structure) (with flap
 closure) [86.4](#)
 scrotum [61.3](#)
 skull [01.6](#)
 soft tissue NEC [83.39](#)
 hand [82.29](#)
 spermatic cord [63.3](#)
 sphincter of Oddi [51.62](#)
 endoscopic [51.64](#)
 spinal cord (meninges) [03.4](#)
 spleen (cyst) [41.42](#)
 stomach NEC [43.42](#)
 endoscopic [43.41](#)
 polyp [43.41](#)
 polyp (endoscopic) [43.41](#)
 subcutaneous tissue [86.3](#)
 breast [85.21](#)
 subgingival [24.31](#)
 sweat gland [86.3](#)
 tendon [83.39](#)
 hand [82.29](#)
 ocular [15.13](#)
 sheath [83.31](#)
 hand [82.21](#)
 testis [62.2](#)
 thorax [34.4](#)
 thymus
 partial (open) (other) [07.81](#)
 thoracoscopic [07.83](#)
 total (open) (other) [07.82](#)
 thoracoscopic [07.84](#)
 thyroid [06.31](#)
 substernal or transsternal route [06.51](#)
 tongue [25.1](#)
 tonsil [28.92](#)
 trachea [31.5](#)
 tunica vaginalis [61.92](#)
 ureter [56.41](#)
 urethra [58.39](#)
 endoscopic [58.31](#)
 uterine ligament [69.19](#)
 uterosacral ligament [69.19](#)
 uterus [68.29](#)
 vagina [70.33](#)
 vein [38.60](#)
 abdominal [38.67](#)
 head and neck NEC [38.62](#)
 intracranial NEC [38.61](#)
 lower limb [38.69](#)
 thoracic NEC [38.65](#)
 upper limb [38.63](#)
 ventricle (heart) [37.33](#)
 vocal cords [30.09](#)
 vulva [71.3](#)

Excision ---Cont.

- ligament --see also Arthroectomy [80.90](#)
 - broad [69.19](#)
 - round [69.19](#)
 - uterine [69.19](#)
 - uterosacral [69.19](#)
- ligamentum flavum (spine) --omit code
- lingual tonsil [28.5](#)
- lip [27.43](#)
- liver (partial) [50.22](#)
- loose body
 - bone --see Sequestrectomy, bone
 - joint [80.10](#)
- lung (with mediastinal dissection) [32.59](#)
 - accessory or ectopic tissue [32.29](#)
 - endoscopic [32.28](#)
 - thoroscopic [32.20](#)
 - segmental [32.3](#)
 - thoroscopic [32.30](#)
 - specified type NEC [32.29](#)
 - endoscopic [32.28](#)
 - thoroscopic [32.20](#)
 - thoroscopic [32.50](#)
 - volume reduction surgery [32.22](#)
 - wedge [32.29](#)
 - thoroscopic [32.20](#)
- lymph, lymphatic
 - drainage area [40.29](#)
 - radical --see Excision, lymph, node, radical
 - regional (with lymph node, skin, subcutaneous tissue, and fat) [40.3](#)
- node (simple) NEC [40.29](#)
 - with
 - lymphatic drainage area (including skin, subcutaneous tissue, and fat) [40.3](#)
 - mastectomy --see Mastectomy, radical
 - muscle and deep fascia --see Excision, lymph, node, radical
- axillary [40.23](#)
 - radical [40.51](#)
 - regional (extended) [40.3](#)
- cervical (deep) (with excision of scalene fat pad) [40.21](#)
 - with laryngectomy [30.4](#)
 - radical (including muscle and deep fascia) [40.40](#)
- bilateral [40.42](#)
- unilateral [40.41](#)
- regional (extended) [40.3](#)
- superficial [40.29](#)
- groin [40.24](#)
 - radical [40.54](#)
 - regional (extended) [40.3](#)

Excision -lymph ---Cont.

- iliac [40.29](#)
 - radical [40.53](#)
 - regional (extended) [40.3](#)
- inguinal (deep) (superficial) [40.24](#)
 - radical [40.54](#)
 - regional (extended) [40.3](#)
- jugular --see Excision, lymph, node, cervical
- mammary (internal) [40.22](#)
 - external [40.29](#)
 - radical [40.59](#)
 - regional (extended) [40.3](#)
 - radical [40.59](#)
 - regional (extended) [40.3](#)
- paratracheal --see Excision, lymph, node, cervical
- periaortic [40.29](#)
 - radical [40.52](#)
 - regional (extended) [40.3](#)
- radical [40.50](#)
 - with mastectomy --see Mastectomy, radical
 - specified site NEC [40.59](#)
 - regional (extended) [40.3](#)
 - sternal --see Excision, lymph, node, mammary
- structure(s) (simple) NEC [40.29](#)
 - radical [40.59](#)
 - regional (extended) [40.3](#)
- lymphangioma (simple) --see also Excision, lymph, lymphatic, node, [40.29](#)
- lymphocele [40.29](#)
- mastoid --see also Mastoidectomy [20.49](#)
- median bar, transurethral approach [60.29](#)
- meibomian gland [08.20](#)
- meniscus (knee) [80.6](#)
 - acromioclavicular [80.91](#)
 - jaw [76.5](#)
 - sternoclavicular [80.91](#)
 - temporomandibular (joint) [76.5](#)
- wrist [80.93](#)
- mullerian duct cyst [60.73](#)
- muscle [83.45](#)
 - for graft [83.43](#)
 - hand [82.34](#)
 - hand [82.36](#)
 - for graft [82.34](#)
- myositis ossificans [83.32](#)
 - hand [82.22](#)
- nail (bed) (fold) [86.23](#)
- nasolabial cyst [27.49](#)
- nasopalatine cyst [27.31](#)
 - by wide excision [27.32](#)
- neoplasm --see Excision, lesion, by site
- nerve (cranial) (peripheral) NEC [04.07](#)
- sympathetic [05.29](#)

Excision -pancreas ---Cont.

- neuroma(Morton's)(peripheral nerve) [04.07](#)
- acoustic
 - by craniotomy [04.01](#)
 - by stereotactic radiosurgery [92.30](#)
 - cobalt 60 [92.32](#)
 - linear accelerator (LINAC) [92.31](#)
 - multi-source [92.32](#)
 - particle beam [92.33](#)
 - particulate [92.33](#)
 - radiosurgery NEC [92.39](#)
 - single source photon [92.31](#)
- sympathetic nerve [05.29](#)
- nipple [85.25](#)
 - accessory [85.24](#)
- odontoma [24.4](#)
- orbital contents --see also Exenteration, orbit [16.59](#)
- osteochondritis dissecans --see also Excision, lesion, joint [80.80](#)
- ovary --see also Oophorectomy
 - partial [65.29](#)
 - by wedge resection [65.22](#)
 - laparoscopic [65.24](#)
 - that by laparoscope [65.25](#)
- Pancoast tumor (lung) [32.6](#)
- pancreas (total) (with synchronous duodenectomy) [52.6](#)
 - partial NEC [52.59](#)
 - distal (tail) (with part of body) [52.52](#)
 - proximal (head) (with part of body) (with synchronous duodenectomy) [52.51](#)
 - radical subtotal [52.53](#)
 - radical (one-stage) (two-stage) [52.7](#)
 - subtotal [52.53](#)
- paramesonephric duct [69.19](#)
- parathyroid gland (partial) (subtotal) NEC --see also Parathyroidectomy [06.89](#)
- parotid gland --see also Excision, salivary gland [26.30](#)
- parovarian cyst [69.19](#)
- patella (complete) [77.96](#)
 - partial [77.86](#)
- pelvirectal tissue [48.82](#)
- perianal tissue [49.04](#)
 - skin tags [49.03](#)
- pericardial adhesions [37.31](#)
- periprostatic tissue [60.82](#)
- perirectal tissue [48.82](#)
- perirenal tissue [59.91](#)
- periurethral tissue [58.92](#)
- perivesical tissue [59.91](#)
- petrous apex cells [20.59](#)
- pharyngeal bands [29.54](#)
- pharynx (partial) [29.33](#)
- pilonidal cyst or sinus (open) (with partial closure) [86.21](#)

Excision ---Cont.

- pineal gland (complete) (total) [07.54](#)
 - partial [07.53](#)
- pituitary gland (complete) (total) --see also Hypophysectomy [07.69](#)
- pleura NEC [34.59](#)
- polyp --see also Excision, lesion, by site
 - esophagus [42.32](#)
 - endoscopic [42.33](#)
 - large intestine [45.41](#)
 - endoscopic [45.42](#)
 - nose [21.31](#)
 - rectum (endoscopic) [48.36](#)
 - stomach (endoscopic) [43.41](#)
- preauricular
 - appendage (remnant) [18.29](#)
 - cyst, fistula, or sinus (congenital) [18.21](#)
 - remnant [18.29](#)
- prolapsed iris (in wound) [12.13](#)
- prostate --see Prostatectomy
- pterygium (simple) [11.39](#)
 - with corneal graft [11.32](#)
- radius (head) (partial) [77.83](#)
 - total [77.93](#)
- ranula, salivary gland NEC [26.29](#)
- rectal mucosa [48.35](#)
- rectum --see Resection, rectum
- redundant mucosa
 - colostomy [45.41](#)
 - endoscopic [45.43](#)
 - duodenostomy [45.31](#)
 - endoscopic [45.30](#)
 - ileostomy [45.33](#)
 - jejunostomy [45.33](#)
 - perineum [71.3](#)
 - rectum [48.35](#)
 - vulva [71.3](#)
- renal vessel, aberrant [38.66](#)
- rib (cervical) [77.91](#)
- ring of conjunctiva around cornea [10.31](#)
- round ligament [69.19](#)
- salivary gland [26.30](#)
 - complete [26.32](#)
 - partial [26.31](#)
 - radical [26.32](#)
- scalene fat pad [40.21](#)
- scar --see also Excision, lesion, by site
 - epicardium [37.31](#)
 - mastoid [20.92](#)
 - pericardium [37.31](#)
 - pleura [34.59](#)
 - skin [86.3](#)
 - thorax [34.4](#)
- secondary membrane, lens [13.65](#)
- seminal vesicle [60.73](#)
 - with radical prostatectomy [60.5](#)
- septum --see also Excision, by site
- uterus (congenital) [68.22](#)
- vagina [70.33](#)

Excision ---Cont.

sinus --see also Excision, lesion, by site
 nasal --see Sinusectomy
 pilonidal [86.21](#)
 preauricular (ear) (radical) [18.21](#)
 tarsi [80.88](#)
 thyroglossal (with resection of hyoid bone) [06.7](#)
 urachal (bladder) [57.51](#)
 abdominal wall [54.3](#)
 Skene's gland [71.3](#)
 skin (local) [86.3](#)
 for graft (with closure of donor site) [86.91](#)
 radical (wide) (involving underlying or adjacent structure) (with flap closure) [86.4](#)
 tags
 perianal [49.03](#)
 periauricular [18.29](#)
 soft tissue NEC [83.49](#)
 hand [82.39](#)
 spermatocele [63.2](#)
 spinous process [77.89](#)
 spleen (total) [41.5](#)
 accessory [41.93](#)
 partial [41.43](#)
 stomach --see Gastrectomy
 sublingual gland (salivary) --see also Excision, salivary gland [26.30](#)
 submaxillary gland --see also Excision, salivary gland [26.30](#)
 supernumerary
 breast [85.24](#)
 digits [86.26](#)
 sweat gland [86.3](#)
 synechiae --see also Lysis, synechiae
 endometrial [68.21](#)
 tarsal plate (eyelid) [08.20](#)
 by wedge resection [08.24](#)
 tattoo [86.3](#)
 by dermabrasion [86.25](#)
 tendon (sheath) [83.42](#)
 for graft [83.41](#)
 hand [82.32](#)
 hand [82.33](#)
 for graft [82.32](#)
 thymus --see also Thymectomy [07.80](#)
 thyroglossal duct or tract (with resection of hyoid bone) [06.7](#)
 thyroid NEC--see also Thyroidectomy [06.39](#)
 tongue (complete) (total) [25.3](#)
 partial or subtotal [25.2](#)
 radical [25.4](#)
 tonsil [28.2](#)
 with adenoidectomy [28.3](#)
 lingual [28.5](#)
 tag [28.4](#)

Excision ---Cont.

tooth NEC --see also Removal, tooth, surgical [23.19](#)
 from nasal sinus [22.60](#)
 torus
 lingual [76.2](#)
 mandible, mandibularis [76.2](#)
 palate, palatinus [27.31](#)
 by wide excision [27.32](#)
 trabeculae carnae cordis (heart) [35.35](#)
 trochanteric lipomatosis [86.83](#)
 tumor --see Excision, lesion, by site
 ulcer --see also Excision, lesion, by site
 duodenum [45.31](#)
 endoscopic [45.30](#)
 stomach [43.42](#)
 endoscopic [43.41](#)
 umbilicus [54.3](#)
 urachus, urachal (cyst) (bladder) [57.51](#)
 abdominal wall [54.3](#)
 ureter, urethral [56.40](#)
 with nephrectomy --see Nephrectomy
 partial [56.41](#)
 stricture [56.41](#)
 total [56.42](#)
 ureterocele [56.41](#)
 urethra, urethral [58.39](#)
 endoscopic [58.31](#)
 with complete cystectomy [57.79](#)
 septum [58.0](#)
 stricture [58.39](#)
 endoscopic [58.31](#)
 valve (congenital) [58.39](#)
 endoscopic (transurethral) (transvesical) [58.31](#)
 urethrovaginal septum [70.33](#)
 uterus (corpus) --see also Hysterectomy [68.9](#)
 cervix [67.4](#)
 lesion [67.39](#)
 lesion [68.29](#)
 septum [68.22](#)
 uvula [27.72](#)
 vagina (total) [70.4](#)
 varicocele, spermatic cord [63.1](#)
 vein --see also Phlebectomy [38.60](#)
 varicose [38.50](#)
 abdominal [38.57](#)
 head and neck NEC [38.52](#)
 intracranial NEC [38.51](#)
 lower limb [38.59](#)
 ovarian [38.67](#)
 thoracic NEC [38.55](#)
 upper limb [38.53](#)
 verruca --see also Excision, lesion, by site
 eyelid [08.22](#)
 vesicovaginal septum [70.33](#)
 vitreous opacity [14.74](#)
 anterior approach [14.73](#)

Excision ---Cont.

- vocal cord(s) (submucous) [30.22](#)
- vulva (bilateral) (simple) --see also Vulvectomy [71.62](#)
- wart --see also Excision, lesion, by site eyelid [08.22](#)
- wolfian duct [69.19](#)
- xanthoma (tendon sheath, hand) [82.21](#)
- site other than hand [83.31](#)

Excisional biopsy --see Biopsy**Exclusion**

- LAA [37.36](#)
- left atrial appendage [37.36](#)
- percutaneous [37.36](#)
- TigerPaw™ System [37.36](#)
- pyloric
 - laparoscopic [44.38](#)
 - open [44.39](#)

Exenteration

- ethmoid air cells [22.63](#)
- orbit [16.59](#)
- with
 - removal of adjacent structures [16.51](#)
 - temporalis muscle transplant [16.59](#)
 - therapeutic removal of bone [16.52](#)
- pelvic (organs) (female) [68.8](#)
- male [57.71](#)
- petrous pyramid air cells [20.59](#)

Exercise (physical therapy) NEC [93.19](#)

- active musculoskeletal NEC [93.12](#)
- assisting [93.11](#)
- in pool [93.31](#)
- breathing [93.18](#)
- musculoskeletal
 - active NEC [93.12](#)
 - passive NEC [93.17](#)
- neurologic [89.13](#)
- passive musculoskeletal NEC [93.17](#)
- resistive [93.13](#)

Exfoliation, skin, by chemical [86.24](#)**Exostectomy** --see also Excision, lesion,

- bone [77.60](#)
- first metatarsal (hallux valgus repair) --see Bunionectomy
- hallux valgus repair (with wedge osteotomy) --see Bunionectomy

Expiratory flow rate [89.38](#)**Explant, explantation** --see Removal**Exploration** --see also Incision

- abdomen [54.11](#)
- abdominal wall [54.0](#)
- adrenal (gland) [07.41](#)
- field [07.00](#)
- bilateral [07.02](#)
- unilateral [07.01](#)
- artery [38.00](#)
- abdominal [38.06](#)
- aorta (arch) (ascending) (descending) [38.04](#)

Exploration ---artery ---Cont.

- head and neck NEC [38.02](#)
- intracranial NEC [38.01](#)
- lower limb [38.08](#)
- thoracic NEC [38.05](#)
- upper limb [38.03](#)
- auditory canal, external [18.02](#)
- axilla [86.09](#)
- bile duct(s) [51.59](#)
- common duct [51.51](#)
- endoscopic [51.11](#)
- for
 - relief of obstruction [51.42](#)
 - endoscopic [51.84](#)
 - removal of calculus [51.41](#)
 - endoscopic [51.88](#)
- laparoscopic [51.11](#)
- for relief of obstruction [51.49](#)
- endoscopic [51.84](#)
- bladder (by incision) [57.19](#)
- endoscopic [57.32](#)
- through stoma (artificial) [57.31](#)
- bone --see also Incision, bone [77.10](#)
- brain (tissue) [01.39](#)
- breast [85.0](#)
- bronchus [33.0](#)
- endoscopic --see Bronchoscopy
- bursa [83.03](#)
- hand [82.03](#)
- carotid body [39.89](#)
- carpal tunnel [04.43](#)
- choroid [14.9](#)
- ciliary body [12.44](#)
- colon [45.03](#)
- common bile duct [51.51](#)
- endoscopic [51.11](#)
- for
 - relief of obstruction [51.42](#)
 - endoscopic [51.84](#)
 - removal of calculus [51.41](#)
 - endoscopic [51.88](#)
- coronary artery [36.99](#)
- cranium [01.24](#)
- cul-de-sac [70.12](#)
- endoscopic [70.22](#)
- disc space [03.09](#)
- duodenum [45.01](#)
- endoscopic --see Endoscopy, by site
- epididymis [63.92](#)
- esophagus (by incision) NEC [42.09](#)
- endoscopic --see Esophagoscopy
- ethmoid sinus [22.51](#)
- eyelid [08.09](#)
- fallopian tube [66.01](#)
- fascia [83.09](#)
- hand [82.09](#)
- flank [54.0](#)
- fossa (superficial) NEC [86.09](#)
- pituitary [07.71](#)

Exploration ---Cont.

frontal sinus [22.41](#)
 frontonasal duct [96.21](#)
 gallbladder [51.04](#)
 groin (region) (abdominal wall) (inguinal) [54.0](#)
 skin and subcutaneous tissue [86.09](#)
 heart [37.11](#)
 hepatic duct [51.59](#)
 hypophysis [07.72](#)
 ileum [45.02](#)
 inguinal canal (groin) [54.0](#)
 intestine (by incision) NEC [45.00](#)
 large [45.03](#)
 small [45.02](#)
 intrathoracic [34.02](#)
 jejunum [45.02](#)
 joint structures--*see also* Arthrotoomy [80.10](#)
 kidney [55.01](#)
 pelvis [55.11](#)
 labia [71.09](#)
 lacrimal
 gland [09.0](#)
 sac [09.53](#)
 laparotomy site [54.12](#)
 larynx (by incision) [31.3](#)
 endoscopic [31.42](#)
 liver [50.0](#)
 lung (by incision) [33.1](#)
 lymphatic structure(s) (channel) (node)
 (vessel) [40.0](#)
 mastoid [20.21](#)
 maxillary antrum or sinus (Caldwell-Luc
 approach) [22.39](#)
 mediastinum [34.1](#)
 endoscopic [34.22](#)
 middle ear (transtympanic) [20.23](#)
 muscle [83.02](#)
 hand [82.02](#)
 neck --*see also* Exploration, thyroid [06.09](#)
 nerve (cranial) (peripheral) NEC [04.04](#)
 auditory [04.01](#)
 root (spinal) [03.09](#)
 nose [21.1](#)
 orbit --*see also* Orbitotomy [16.09](#)
 pancreas [52.09](#)
 endoscopic [52.13](#)
 pancreatic duct [52.09](#)
 endoscopic [52.13](#)
 pelvis (by laparotomy) [54.11](#)
 by colpotomy [70.12](#)
 penis [64.92](#)
 perinephric area [59.09](#)
 perineum (female) [71.09](#)
 male [86.09](#)
 peripheral vessels
 lower limb
 artery [38.08](#)
 vein [38.09](#)
 upper limb (artery) (vein) [38.03](#)

Exploration ---Cont.

periprostatic tissue [60.81](#)
 perirenal tissue [59.09](#)
 perivesical tissue [59.19](#)
 petrous pyramid air cells [20.22](#)
 pilonidal sinus [86.03](#)
 pineal (gland) [07.52](#)
 field [07.51](#)
 pituitary (gland) [07.72](#)
 fossa [07.71](#)
 pleura [34.09](#)
 popliteal space [86.09](#)
 prostate [60.0](#)
 rectum --*see also* Proctoscopy [48.23](#)
 by incision [48.0](#)
 retroperitoneum [54.0](#)
 retropubic [59.19](#)
 salivary gland [26.0](#)
 sclera (by incision) [12.89](#)
 scrotum [61.0](#)
 shunt
 ventriculoperitoneal at
 peritoneal site [54.95](#)
 ventricular site [02.41](#)
 sinus
 ethmoid [22.51](#)
 frontal [22.41](#)
 maxillary (Caldwell-Luc approach) [22.39](#)
 sphenoid [22.52](#)
 tract, skin and subcutaneous tissue [86.09](#)
 skin [86.09](#)
 soft tissue NEC [83.09](#)
 hand [82.09](#)
 spermatic cord [63.93](#)
 sphenoidal sinus [22.52](#)
 spinal (canal) (nerve root) [03.09](#)
 spleen [41.2](#)
 stomach (by incision) [43.0](#)
 endoscopic --*see* Gastroscopy
 subcutaneous tissue [86.09](#)
 subdiaphragmatic space [54.11](#)
 superficial fossa [86.09](#)
 tarsal tunnel [04.44](#)
 tendon (sheath) [83.01](#)
 hand [82.01](#)
 testes [62.0](#)
 thymus (gland) [07.92](#)
 field [07.91](#)
 thoracoscopic [07.95](#)
 thyroid (field) (gland) (by incision) [06.09](#)
 postoperative [06.02](#)
 trachea (by incision) [31.3](#)
 endoscopic --*see* Tracheoscopy
 tunica vaginalis [61.0](#)
 tympanum [20.09](#)
 transtympanic route [20.23](#)
 ureter (by incision) [56.2](#)
 endoscopic [56.31](#)

Exploration ---Cont.

- urethra (by incision) [58.0](#)
 - endoscopic [58.22](#)
 - uterus (corpus) [68.0](#)
 - cervix [69.95](#)
 - digital [68.11](#)
 - postpartal, manual [75.7](#)
 - vagina (by incision) [70.14](#)
 - endoscopic [70.21](#)
 - vas deferens [63.6](#)
 - vein [38.00](#)
 - abdominal [38.07](#)
 - head and neck NEC [38.02](#)
 - intracranial NEC [38.01](#)
 - lower limb [38.09](#)
 - thoracic NEC [38.05](#)
 - upper limb [38.03](#)
 - vulva (by incision) [71.09](#)
- Exposure** --see also Incision, by site
tooth (for orthodontic treatment) [24.6](#)
- Expression, trachoma follicles** [10.33](#)
- Exsanguination transfusion** [99.01](#)
- Extension**
- buccolabial sulcus [24.91](#)
 - limb, forced [93.25](#)
 - lingual sulcus [24.91](#)
 - mandibular ridge [76.43](#)
- Exteriorization**
- esophageal pouch [42.12](#)
 - intestine [46.03](#)
 - large [46.03](#)
 - small [46.01](#)
 - maxillary sinus [22.9](#)
 - pilonidal cyst or sinus (open excision)
(with partial closure) [86.21](#)
- Extirpation** --see also Excision, by site
- aneurysm --see Aneurysmectomy
 - arteriovenous fistula --see Aneurysmectomy
 - lacrimal sac [09.6](#)
 - larynx [30.3](#)
 - with radical neck dissection (with
synchronous thyroidectomy) (with
synchronous tracheostomy) [30.4](#)
 - nerve, tooth --see also Therapy,
root canal [23.70](#)
 - varicose vein(peripheral)(lower limb) [38.59](#)
 - upper limb [38.53](#)
- Extracorporeal**
- circulation(regional),except hepatic [39.61](#)
 - hepatic [50.92](#)
 - percutaneous [39.66](#)
 - hemodialysis [39.95](#)
 - membrane oxygenation (ECMO) [39.65](#)
 - photopheresis, therapeutic [99.88](#)
 - shockwave lithotripsy (ESWL) NEC [98.59](#)
 - bile duct [98.52](#)
 - bladder [98.51](#)
 - gallbladder [98.52](#)
 - kidney [98.51](#)

Extracorporeal -ESWL ---Cont

- renal pelvis [98.51](#)
- specified site NEC [98.59](#)
- ureter [98.51](#)

Extracranial-intracranial bypass [EC-IC]
[39.28](#)**Extraction**

- breach (partial) [72.52](#)
 - with forceps to aftercoming head [72.51](#)
 - total [72.54](#)
 - with forceps to aftercoming head
[72.53](#)
- cataract [13.19](#)
 - after cataract (by)
 - capsulectomy [13.65](#)
 - capsulotomy [13.64](#)
 - discission [13.64](#)
 - excision [13.65](#)
 - iridocapsulectomy [13.65](#)
 - mechanical fragmentation [13.66](#)
 - needling [13.64](#)
 - phacofragmentation(mechanical)
[13.66](#)
 - aspiration (simple) (with irrigation) [13.3](#)
 - cryoextraction (intracapsular approach)
[13.19](#)
 - temporal inferior route (in presence
of fistulization bleb) [13.11](#)
 - curette evacuation (extracapsular
approach) [13.2](#)
 - emulsification (and aspiration) [13.41](#)
 - erysiphake (intracapsular approach) [13.19](#)
 - temporal inferior route (in presence
of fistulization bleb) [13.11](#)
 - extracapsular approach (with
iridectomy) NEC [13.59](#)
 - by temporal inferior route (in presence
of fistulization bleb) [13.51](#)
 - aspiration(simple)(with irrigation) [13.3](#)
 - curette evacuation [13.2](#)
 - emulsification (and aspiration) [13.41](#)
 - linear extraction [13.2](#)
 - mechanical fragmentation with
aspiration by
 - posterior route [13.42](#)
 - specified route NEC [13.43](#)
 - phacoemulsification (ultrasonic)
(with aspiration) [13.41](#)
 - phacofragmentation (mechanical)
with aspiration by
 - posterior route [13.42](#)
 - specified route NEC [13.43](#)
 - ultrasonic (with aspiration) [13.41](#)
 - rotoextraction (mechanical) with
aspiration by
 - posterior route [13.42](#)
 - specified route NEC [13.43](#)

Extraction -cataract ---Cont.

intracapsular (combined) (simple) (with iridectomy) (with suction) (with zonulolysis) [13.19](#)
 by temporal inferior route (in presence of fistulization bleb) [13.11](#)
 linear extraction (extracapsular approach) [13.2](#)
 phacoemulsification (and aspiration) [13.41](#)
 phacofragmentation (mechanical)
 with aspiration by
 posterior route [13.42](#)
 specified route NEC [13.43](#)
 ultrasonic [13.41](#)
 rotoextraction (mechanical)
 with aspiration by
 posterior route [13.42](#)
 specified route NEC [13.43](#)
 secondary membranous (after cataract) (by)
 capsulectomy [13.65](#)
 capsulotomy [13.64](#)
 discission [13.64](#)
 excision [13.65](#)
 iridocapsulectomy [13.65](#)
 mechanical fragmentation [13.66](#)
 needling [13.64](#)
 phacofragmentation(mechanical) [13.66](#)

Extraction ----Cont.

common duct stones (percutaneous) (through sinus tract)(with basket) [51.96](#)
[fat for graft or banking 86.90](#)
 foreign body --see Removal, foreign body
 kidney stone(s), percutaneous [55.03](#)
 with fragmentation procedure [55.04](#)
 lens (eye) --see also Extraction, cataract [13.19](#)
 Malstrom's [72.79](#)
 with episiotomy [72.71](#)
 menstrual, menses [69.6](#)
 milk from lactating breast (manual) (pump) [99.98](#)
 tooth (by forceps) (multiple) (single) NEC [23.09](#)
 with mucoperiosteal flap elevation [23.19](#)
 deciduous [23.01](#)
 surgical NEC --see also Removal, tooth, surgical [23.19](#)
 vacuum, fetus [72.79](#)
 with episiotomy [72.71](#)
 vitreous --see also Removal, vitreous [14.72](#)

F

- Face lift** [86.82](#)
- Facetectomy** [77.89](#)
- Facilitation,intraocular circulation NEC** [12.59](#)
- Failed (trial) forceps** [73.3](#)
- Family**
- counselling (medical) (social) [94.49](#)
 - therapy [94.42](#)
- Farabeuf operation(ischiopubiectomy)** [77.39](#)
- Fasanella-Servatt operation**
(blepharoptosis repair) [08.35](#)
- Fascioplasty** --see Fascioplasty
- Fascia sling operation**--see Operation, sling
- Fasciectomy** [83.44](#)
- for graft [83.43](#)
 - hand [82.34](#)
 - hand [82.35](#)
 - for graft [82.34](#)
 - palmar (release of Dupuytren's contracture) [82.35](#)
- Fasciodesis** [83.89](#)
- hand [82.89](#)
- Fascioplasty**--see also Repair, fascia [83.89](#)
- hand--see also Repair, fascia,hand [82.89](#)
- Fasciorrhaphy** --see Suture, fascia
- Fasciotomy** [83.14](#)
- Dupuytren's [82.12](#)
 - with excision [82.35](#)
 - Dwyer [83.14](#)
 - hand [82.12](#)
 - Ober-Yount [83.14](#)
 - orbital --see also Orbitotomy [16.09](#)
 - palmar (release of Dupuytren's contracture) [82.12](#)
 - with excision [82.35](#)
- Fenestration**
- aneurysm(dissecting),thoracic aorta [39.54](#)
 - aortic aneurysm [39.54](#)
 - cardiac valve [35.10](#)
 - chest wall [34.01](#)
 - ear
 - inner (with graft) [20.61](#)
 - revision [20.62](#)
 - tympenic [19.55](#) - labyrinth (with graft) [20.61](#)
 - Lempert's (endaural) [19.9](#)
 - operation (aorta) [39.54](#)
 - oval window, ear canal [19.55](#)
 - palate [27.1](#)
 - pericardium [37.12](#)
 - semicircular canals (with graft) [20.61](#)
 - stapes foot plate(with vein graft) [19.19](#)
 - with incus replacement [19.11](#)
- Fenestration** --Cont
- tympenic membrane [19.55](#)
 - vestibule (with graft) [20.61](#)
- Ferguson operation** (hernia repair) [53.00](#)
- Fetography** [87.81](#)
- Fetoscopy** [75.31](#)
- Fiberoscopy** --see Endoscopy, by site
- Fibroidectomy, uterine** [68.29](#)
- Fick operation** (perforation of foot plate) [19.0](#)
- Filipuncture** (aneurysm) (cerebral) [39.52](#)
- Filleting**
- hammer toe [77.56](#)
 - pancreas [52.3](#)
- Filling, tooth** (amalgam)(plastic)(silicate) [23.2](#)
- root canal --see also Therapy,root canal[23.70](#)
- Fimbriectomy** --see also Salpingectomy, partial [66.69](#)
- Uchida (with tubal ligation) [66.32](#)
- Finney operation** (pyloroplasty) [44.29](#)
- Fissurectomy, anal** [49.39](#)
- endoscopic [49.31](#)
 - skin (subcutaneous tissue) [49.04](#)
- Fistulotomy**--see also Closure, fistula, by site
- abdominothoracic [34.83](#)
 - abdominouterine [69.42](#)
 - anus [49.12](#)
 - appendix [47.92](#)
 - bile duct [51.79](#)
 - biliary tract NEC [51.79](#)
 - bladder (transurethral approach) [57.84](#)
 - bone--see also Excision, lesion, bone [77.60](#)
 - branchial cleft [29.52](#)
 - bronchocutaneous [33.42](#)
 - bronchoesophageal [33.42](#)
 - bronchomediastinal [34.73](#)
 - bronchopleural [34.73](#)
 - bronchopulurocutaneous [34.73](#)
 - bronchopleuromediastinal [34.73](#)
 - bronchovisceral [33.42](#)
 - cervicosigmoidal [67.62](#)
 - cholecystogastroenteric [51.93](#)
 - cornea [11.49](#)
 - diaphragm [34.83](#)
 - enterouterine [69.42](#)
 - esophagopleurocutaneous [34.73](#)
 - esophagus NEC [42.84](#)
 - fallopian tube [66.73](#)
 - gallbladder [51.93](#)
 - gastric NEC [44.63](#)
 - hepatic duct [51.79](#)
 - hepatopleural [34.73](#)
 - hepatopulmonary [34.73](#)

Fistulectomy---Cont in

- testine
 - large [46.76](#)
 - small [46.74](#)
- intestinouterine [69.42](#)
- joint --see also Excision, lesion, joint [80.80](#)
- lacrimal
 - gland [09.21](#)
 - sac [09.6](#)
- laryngotracheal [31.62](#)
- larynx [31.62](#)
- mediastinocutaneous [34.73](#)
- mouth NEC [27.53](#)
- nasal [21.82](#)
 - sinus [22.71](#)
- nasolabial [21.82](#)
- nasopharyngeal [21.82](#)
- oroantral [22.71](#)
- oronasal [21.82](#)
- pancreas [52.95](#)
- perineorectal [71.72](#)
- perineosigmoidal [71.72](#)
- perirectal, not opening into rectum [48.93](#)
- pharyngoesophageal [29.53](#)
- pharynx NEC [29.53](#)
- pleura [34.73](#)
- rectolabial [71.72](#)
- rectourethral [58.43](#)
- rectouterine [69.42](#)
- rectovaginal [70.73](#)
- rectovesical [57.83](#)
- rectovulvar [71.72](#)
- rectum [48.73](#)
- salivary (duct) (gland) [26.42](#)
- scrotum [61.42](#)
- skin [86.3](#)
- stomach NEC [44.63](#)
- subcutaneous tissue [86.3](#)
- thoracoabdominal [34.83](#)
- thoracogastric [34.83](#)
- thoracointestinal [34.83](#)
- thorax NEC [34.73](#)
- trachea NEC [31.73](#)
- tracheoesophageal [31.73](#)
- ureter [56.84](#)
- urethra [58.43](#)
- uteroenteric [69.42](#)
- uterointestinal [69.42](#)
- uterorectal [69.42](#)
- utrovaginal [69.42](#)
- vagina [70.75](#)
- vesicosigmoidovaginal [57.83](#)
- vocal cords [31.62](#)
- vulvorectal [71.72](#)

Fistulization

- appendix [47.91](#)
- arteriovenous [39.27](#)

Fistulization---Cont.

- cisterna chyli [40.62](#)
- endolymphatic sac (for decompression) [20.79](#)
- esophagus, external [42.10](#)
 - cervical [42.11](#)
 - specified technique NEC [42.19](#)
- interatrial [35.41](#)
- labyrinth (for decompression) [20.79](#)
- lacrimal sac into nasal cavity [09.81](#)
- larynx [31.29](#)
- lymphatic duct, left (thoracic) [40.62](#)
- orbit [16.09](#)
- peritoneal [54.93](#)
- salivary gland [26.49](#)
- sclera [12.69](#)
 - by trephination [12.61](#)
 - with iridectomy [12.65](#)
- sinus, nasal NEC [22.9](#)
- subarachnoid space [02.22](#)
- thoracic duct [40.62](#)
- trachea [31.29](#)
- tracheoesophageal [31.95](#)
- urethrovaginal [58.0](#)
- ventricle, cerebral --see also Shunt, ventricular [02.22](#)

Fistulogram

- abdominal wall [88.03](#)
- chest wall [87.38](#)
- retroperitoneum [88.14](#)
- specified site NEC [88.49](#)

Fistulotomy, anal [49.11](#)

Fitting

- arch bars (orthodontic) [24.7](#)
 - for immobilization (fracture) [93.55](#)
- artificial limb [84.40](#)
- contact lens [95.32](#)
- denture (total) [99.97](#)
 - bridge (fixed) [23.42](#)
 - removable [23.43](#)
 - partial (fixed) [23.42](#)
 - removable [23.43](#)
- hearing aid [95.48](#)
- obturator (orthodontic) [24.7](#)
- ocular prosthetics [95.34](#)
- orthodontic
 - appliance [24.7](#)
 - obturator [24.7](#)
 - wiring [24.7](#)
- orthotic device [93.23](#)
- periodontal splint (orthodontic) [24.7](#)
- prosthesis, prosthetic device
 - above knee [84.45](#)
 - arm [84.43](#)
 - lower (and hand) [84.42](#)
 - upper (and shoulder) [84.41](#)
 - below knee [84.46](#)
 - hand (and lower arm) [84.42](#)

Fitting ---prosthesis ---Cont

- leg [84.47](#)
 - above knee [84.45](#)
 - below knee [84.46](#)
- limb NEC [84.40](#)
- ocular [95.34](#)
- penis (external) [64.94](#)
- shoulder (and upper arm) [84.41](#)
- spectacles [95.31](#)

Five-in-one repair, knee [81.42](#)

Fixation

- bone
 - external, without reduction [93.59](#)
 - with fracture reduction
 - see Reduction, fracture
 - cast immobilization NEC [93.53](#)
 - external fixator --see Fixator, external
 - splint [93.54](#)
 - traction (skeletal) NEC [93.44](#)
 - intermittent [93.43](#)
 - internal(without fracture reduction)
 - [78.50](#)
 - with fracture reduction
 - see Reduction, fracture
 - carpal, metacarpal [78.54](#)
 - clavicle [78.51](#)
 - femur [78.55](#)
 - fibula [78.57](#)
 - humerus [78.52](#)
 - patella [78.56](#)
 - pelvic [78.59](#)
 - phalanges (foot) (hand) [78.59](#)
 - radius [78.53](#)
 - scapula [78.51](#)
 - specified site NEC [78.59](#)
 - tarsal, metatarsal [78.58](#)
 - thorax (ribs) (sternum) [78.51](#)
 - sternal fixation device with rigid plates [84.94](#)
 - tibia [78.57](#)
 - ulna [78.53](#)
 - vertebrae [78.59](#)
 - breast (pendulous) [85.6](#)
 - cardinal ligaments [69.22](#)
 - cervical collar 93.52
 - duodenum [46.62](#)
 - to abdominal wall [46.61](#)
 - external (without manipulation for reduction) [93.59](#)
 - with fracture reduction
 - see Reduction, fracture
 - cast immobilization NEC [93.53](#)
 - pressure dressing [93.56](#)
 - splint [93.54](#)
 - strapping (non-traction) [93.59](#)
 - traction (skeletal) NEC [93.44](#)
 - intermittent [93.43](#)
 - hip [81.40](#)

Fixation ---Cont.

- ileum [46.62](#)
 - to abdominal wall [46.61](#)
 - internal
 - with fracture reduction
 - see Reduction, fracture
 - without fracture reduction
 - see Fixation, bone, internal
 - intestine [46.60](#)
 - large [46.64](#)
 - to abdominal wall [46.63](#)
 - small [46.62](#)
 - to abdominal wall [46.61](#)
 - to abdominal wall [46.60](#)
 - iris (bombé) [12.11](#)
 - jejunum [46.62](#)
 - to abdominal wall [46.61](#)
 - joint --see Arthroplasty
 - kidney [55.7](#)
 - ligament
 - cardinal [69.22](#)
 - palpebrae [08.36](#)
 - omentum [54.74](#)
 - parametrial [69.22](#)
 - plaster jacket [93.51](#)
 - other cast [93.53](#)
 - rectum (sling) [48.76](#)
 - spine,with fusion--see also Fusion,spinal [81.00](#)
 - spleen [41.95](#)
 - splint 93.54
 - tendon [83.88](#)
 - hand [82.85](#)
 - testis in scrotum [62.5](#)
 - tongue [25.59](#)
 - urethrovaginal (to Cooper's ligament) [70.77](#)
 - with graft or prosthesis [70.78](#)
 - uterus (abdominal) (vaginal) (ventrofixation) [69.22](#)
 - vagina [70.77](#)
 - with graft or prosthesis [70.78](#)
- Fixator, external**
- computer assisted (dependent) [84.73](#)
 - hybrid device or system [84.73](#)
 - Ilizarov type [84.72](#)
 - monoplanar system [84.71](#)
 - ring device or system [84.72](#)
 - Sheffield type [84.72](#)
- Flooding** (psychologic desensitization) [94.33](#)
- Fluometry, Doppler** (ultrasonic) --see also Ultrasonography
- aortic arch [88.73](#)
 - head and neck [88.71](#)
 - heart [88.72](#)
 - thorax NEC [88.73](#)
- Fluoroscopy** --see Radiography
- Fog therapy** (respiratory) [93.94](#)
- Folding, eye muscle** [15.22](#)
- multiple (two or more muscles) [15.4](#)

Foley operation (pyeloplasty) [55.87](#)
Fontan operation (creation of conduit between right atrium and pulmonary artery) [35.94](#)
Foraminotomy [03.09](#)
Forced extension, limb [93.25](#)
Forceps delivery --see Delivery, forceps
Formation
 adhesions
 pericardium [36.39](#)
 pleura [34.6](#)
 anus, artificial --see Colostomy
 duodenostomy [46.39](#)
 ileostomy --see Ileostomy
 jejunostomy [46.39](#)
 percutaneous (endoscopic) (PEJ) [46.32](#)
 arteriovenous fistula (for kidney dialysis) (peripheral) (shunt) [39.27](#)
 external cannula [39.93](#)
 cardiac device (defibrillator) (pacemaker) pocket
 with initial insertion of cardiac device --omit code
 new site (skin) (subcutaneous) [37.79](#)
 colostomy --see Colostomy
 conduit
 apical-aortic (AAC) [35.93](#)
 ileal (urinary) [56.51](#)
 left ventricle and aorta [35.93](#)
 right atrium and pulmonary artery [35.94](#)
 right ventricle and pulmonary (distal) artery [35.92](#)
 in repair of
 pulmonary artery atresia [35.92](#)
 transposition of great vessels [35.92](#)
 truncus arteriosus [35.83](#)
 endorectal ileal pouch (J-pouch) (H-pouch) (S-pouch) (with anastomosis to anus) [45.95](#)
 fistula
 arteriovenous (for kidney dialysis) (peripheral shunt) [39.27](#)
 external cannula [39.93](#)
 bladder to skin NEC [57.18](#)
 with bladder flap [57.21](#)
 percutaneous [57.17](#)
 cutaneousperitoneal [54.93](#)
 gastric [43.19](#)
 percutaneous (endoscopic) (transabdominal) [43.11](#)
 mucous --see also Colostomy [46.13](#)
 rectovaginal [48.99](#)
 tracheoesophageal [31.95](#)
 tubulovalvular (Beck-Jianu) (Frank's) (Janeway) (Spivack's) (Ssabanejew-Frank) [43.19](#)
 urethrovaginal [58.0](#)
 ileal
 bladder
 closed [57.87](#) [[45.51](#)]

Formation -ileal ---Cont.
 open [56.51](#)
 conduit [56.51](#)
 interatrial fistula [35.42](#)
 mucous fistula --see Colostomy
 pericardial
 baffle, interatrial [35.91](#)
 window [37.12](#)
 pleural window (for drainage) [34.09](#)
 pocket
 cardiac device (defibrillator) (pacemaker) with initial insertion of cardiac device --omit code
 new site (skin)(subcutaneous) [37.79](#)
 loop recorder [37.79](#)
 thalamic stimulator pulse generator with initial insertion of battery package --omit code
 new site (skin)(subcutaneous) [86.09](#)
 pupil [12.39](#)
 by iridectomy [12.14](#)
 rectovaginal fistula [48.99](#)
 reversed gastric tube (intrathoracic) (retrosternal) [42.58](#)
 antesternal or antethoracic [42.68](#)
 septal defect, interatrial [35.42](#)
 shunt
 abdominovenous [54.94](#)
 arteriovenous [39.93](#)
 peritoneojugular [54.94](#)
 peritoneo-vascular [54.94](#)
 pleuroperitoneal [34.05](#)
 transjugular intrahepatic portosystemic (TIPS) [39.1](#)
 subcutaneous tunnel
 esophageal [42.86](#)
 with anastomosis --see Anastomosis, esophagus, antesternal
 pulse generator lead wire [86.99](#)
 with initial procedure --omit code
 thalamic stimulator pulse generator pocket with initial insertion of battery package --omit code
 new site (skin)(subcutaneous) [86.09](#)
 syndactyly (finger) (toe) [86.89](#)
 tracheoesophageal [31.95](#)
 tubulovalvular fistula (Beck-Jianu) (Frank's) (Janeway) (Spivack's) (Ssabanejew-Frank) [43.19](#)
 uretero-ileostomy, cutaneous [56.51](#)
 ureterostomy, cutaneous [56.61](#)
 ileal [56.51](#)
 urethrovaginal fistula [58.0](#)
 window
 pericardial [37.12](#)
 pleural (for drainage) [34.09](#)
 thoracoscopic [34.06](#)
Fothergill (-Donald) operation (uterine suspension) [69.22](#)

Fowler operation

arthroplasty of metacarpophalangeal joint
[81.72](#)

release (mallet finger repair) [82.84](#)

tenodesis (hand) [82.85](#)

thoracoplasty [33.34](#)

Fox operation (entropion repair with wedge resection) [08.43](#)

Fracture, surgical --see also Osteoclastis
[78.70](#)

turbinates (nasal) [21.62](#)

Fragmentation

lithotripter --see Lithotripsy

mechanical

cataract (with aspiration) [13.43](#)

posterior route [13.42](#)

secondary membrane [13.66](#)

secondary membrane(after cataract)
[13.66](#)

ultrasonic

cataract (with aspiration) [13.41](#)

stones, urinary (Kock pouch) [59.95](#)

urinary stones [59.95](#)

percutaneous nephrostomy [55.04](#)

Franco operation (suprapubic cystotomy)
[57.18](#)

Frank operation (permanent gastrotomy)
[43.19](#)

Frazier (-Spiller) operation (subtemporal trigeminal rhizotomy) [04.02](#)

Fredet-Ramstedt operation (pyloromyotomy)
(with wedge resection) [43.3](#)

Freeing

adhesions --see Lysis, adhesions

anterior synechiae (with injection of air or liquid) [12.32](#)

artery-vein-nerve bundle [39.91](#)

extraocular muscle, entrapped [15.7](#)

goniosynechiae (with injection of air or liquid) [12.31](#)

intestinal segment for interposition [45.50](#)

large [45.52](#)

small [45.51](#)

posterior synechiae [12.33](#)

synechiae (posterior) [12.33](#)

anterior (with injection of air or liquid)

[12.32](#)

vascular bundle [39.91](#)

vessel [39.91](#)

Freezing

gastric [96.32](#)

prostate [60.62](#)

Frenckner operation (intrapetrosal drainage)
[20.22](#)

Frenectomy

labial [27.41](#)

lingual [25.92](#)

lip [27.41](#)

maxillary [27.41](#)

Frenectomy ---Cont

tongue [25.92](#)

Frenotomy

labial [27.91](#)

lingual [25.91](#)

Frenulotomy --see Frenectomy

Frickman operation (abdominal proctopexy)
[48.75](#)

Frommel operation (shortening of utero-sacral ligaments) [69.22](#)

Fulguration --see also Electrocoagulation

and Destruction, lesion, by site

adenoid fossa [28.7](#)

anus [49.39](#)

endoscopic [49.31](#)

bladder (transurethral) [57.49](#)

suprapubic [57.59](#)

choroid [14.21](#)

duodenum [45.32](#)

endoscopic [45.30](#)

esophagus [42.39](#)

endoscopic [42.33](#)

large intestine [45.49](#)

endoscopic [45.43](#)

polypectomy [45.42](#)

penis [64.2](#)

perineum, female [71.3](#)

prostate, transurethral [60.29](#)

rectum [48.32](#)

radical [48.31](#)

retina [14.21](#)

scrotum [61.3](#)

Skene's gland [71.3](#)

skin [86.3](#)

small intestine NEC [45.34](#)

duodenum [45.32](#)

endoscopic [45.30](#)

stomach [43.49](#)

endoscopic [43.41](#)

subcutaneous tissue [86.3](#)

tonsillar fossa [28.7](#)

urethra [58.39](#)

endoscopic [58.31](#)

vulva [71.3](#)

Function

study --see also Scan, radioisotope

gastric [89.39](#)

muscle [93.08](#)

ocular [95.25](#)

nasal [89.12](#)

pulmonary --see categories [89.37-89.38](#)

renal [92.03](#)

thyroid [92.01](#)

urethral sphincter [89.23](#)

Fundectomy, uterine [68.39](#)

Fundoplication (esophageal) (Nissen's) [44.66](#)

laparoscopic [44.67](#)

Fundsectomy, gastric [43.89](#)

Fusion

atlas-axis (spine) --see Fusion, spinal,
atlas-axis
bone --see also Osteoplasty [78.40](#)
cervical (spine) (C2 level or below)
--see Fusion, spinal, cervical
claw toe [77.57](#)
craniocervical--see
Fusion,spinal,craniocervical

Fusion ---Cont.

dorsal, dorsolumbar --see Fusion, spinal,
dorsal, dorsolumbar
epiphyseal-diaphyseal --see also Arrest,
bone growth [78.20](#)
epiphysiodesis --see also Arrest, bone
growth [78.20](#)
hammer toe [77.56](#)
joint (with bone graft)
--see also Arthrodesis [81.20](#)
ankle [81.11](#)
claw toe [77.57](#)
foot NEC [81.17](#)
hammer toe [77.56](#)
hip [81.21](#)
interphalangeal, finger [81.28](#)
ischiofemoral [81.21](#)
metatarsophalangeal [81.16](#)
midtarsal [81.14](#)
overlapping toe(s) [77.58](#)
pantalar [81.11](#)
spinal --see also Fusion, spinal [81.00](#)
subtalar [81.13](#)
tarsal joints NEC [81.17](#)
tarsometatarsal [81.15](#)
tibiotalar [81.11](#)
toe NEC [77.58](#)
claw toe [77.57](#)
hammer toe [77.56](#)
overlapping toe(s) [77.58](#)
lip to tongue [25.59](#)
lumbar, lumbosacral --see Fusion, spinal,
lumbar, lumbosacral
occiput-C2 (spinal) --see Fusion, spinal,
occiput
spinal,NOS (with graft) (with internal
fixation) (with instrumentation) [81.00](#)
anterior lumbar interbody fusion (ALIF)
[81.06](#)
atlas-axis (anterior transoral) (posterior)
[81.01](#)
for pseudarthrosis [81.31](#)
axial lumbar interbody fusion
[AxialLIF] [81.08](#)

Fusion -spinal ---Cont.

cervical (C2 level or below) NEC [81.02](#)
anterior column (interbody),
anterolateral (anterior)
technique [81.02](#)
for pseudarthrosis [81.32](#)
C1-C2 level (anterior)(posterior) [81.01](#)
for pseudarthrosis [81.31](#)
for pseudarthrosis [81.32](#)
posterior column, posterolateral
(posterior) technique [81.03](#)
for pseudarthrosis [81.33](#)
craniocervical (anterior transoral)
(posterior) [81.01](#)
for pseudarthrosis [81.31](#)
direct lateral interbody fusion [DLIF]
[81.06](#)
dorsal, dorsolumbar NEC [81.05](#)
anterior column (interbody),
anterolateral (anterior)
(extracavitary) technique [81.04](#)
for pseudarthrosis [81.34](#)
for pseudarthrosis [81.35](#)
posterior column, posterolateral
(posterior) technique [81.05](#)
for pseudarthrosis [81.35](#)
extreme lateral interbody fusion
[XLIF] [81.06](#)
facet [81.07](#)
lumbar, lumbosacral NEC [81.08](#)
anterior column (interbody)
anterolateral (anterior) technique
[81.06](#)
for pseudarthrosis [81.36](#)
for pseudoarthrosis [81.38](#)
lateral transverse process technique
[81.07](#)
for pseudarthrosis [81.37](#)
posterior technique [81.08](#)
for pseudarthrosis [81.38](#)
posterior column, posterior
(posterolateral) (transverse
process) technique [81.07](#)
number of vertebrae
--see codes [81.62](#) - [81.64](#)
occiput-C2 (anterior transoral) (posterior)
[81.01](#)
for pseudarthrosis [81.31](#)
posterior lumbar interbody fusion
(PLIF) [81.08](#)
transforaminal lumbar interbody fusion
(TLIF) [81.08](#)

Note: Also use either [81.62](#), [81.63](#), or
[81.64](#) as an additional code to show the
total number of vertebrae fused

tongue (to lip) [25.59](#)

G

- Gait training** [93.22](#)
- Galeoplasty** [86.89](#)
- Galvanoionization** [99.27](#)
- Games**
- competitive [94.39](#)
 - organized [93.89](#)
- Gamma irradiation, stereotactic** [92.32](#)
- Ganglionectomy**
- gasserian [04.05](#)
 - lumbar sympathetic [05.23](#)
 - nerve (cranial) (peripheral) NEC [04.06](#)
 - sympathetic [05.29](#)
 - sphenopalatine (Meckel's) [05.21](#)
 - tendon sheath (wrist) [82.21](#)
 - site other than hand [83.31](#)
 - trigeminal [04.05](#)
- Ganglionotomy, trigeminal** (radiofrequency) [04.02](#)
- Gant operation** (wedge osteotomy of trochanter) [77.25](#)
- Garceau operation** (tibial tendon transfer) [83.75](#)
- Gardner operation** (spinal meningocele repair) [03.51](#)
- Gas endarterectomy** [38.10](#)
- abdominal [38.16](#)
 - aorta (arch)(ascending)(descending) [38.14](#)
 - coronary artery [36.09](#)
 - head and neck NEC [38.12](#)
 - intracranial NEC [38.11](#)
 - lower limb [38.18](#)
 - thoracic NEC [38.15](#)
 - upper limb [38.13](#)
- Gastrectomy** (partial) (sleeve) (subtotal) NEC [43.89](#)
- with
 - anastomosis (to) NEC [43.89](#)
 - duodenum [43.6](#)
 - esophagus [43.5](#)
 - gastrogastric [43.89](#)
 - jejunum [43.7](#)
 - esophagogastrostomy [43.5](#)
 - gastroduodenostomy (bypass) [43.6](#)
 - gastroenterostomy (bypass) [43.7](#)
 - gastrogastrostomy (bypass) [43.89](#)
 - gastrojejunostomy (bypass) [43.7](#)
 - jejunal transposition [43.81](#)
 - complete NEC [43.99](#)
 - with intestinal interposition [43.91](#)
 - distal [43.6](#)
 - Hofmeister [43.7](#)
 - laparoscopic, vertical (sleeve) [43.82](#)
 - Polya [43.7](#)
 - proximal [43.5](#)
- Gastrectomy ---Cont**
- radical NEC [43.99](#)
 - with intestinal interposition [43.91](#)
 - sleeve
 - laparoscopic [43.82](#)
 - total NEC [43.99](#)
 - with intestinal interposition [43.91](#)
- Gastrocamera** [44.19](#)
- Gastroduodenectomy** --see Gastrectomy
- Gastroduodenoscopy** [45.13](#)
- through stoma (artificial) [45.12](#)
 - transabdominal (operative) [45.11](#)
- Gastroduodenostomy** (bypass) (Jaboulay's) [44.39](#)
- with partial gastrectomy [43.6](#)
 - laparoscopic [44.38](#)
- Gastroenterostomy** (bypass) NEC [44.39](#)
- with partial gastrectomy [43.7](#)
 - laparoscopic [44.38](#)
- Gastrogastrostomy** (bypass) [44.39](#)
- with partial gastrectomy [43.89](#)
 - laparoscopic [44.38](#)
- Gastrojejunostomy** (bypass) [44.39](#)
- with partial gastrectomy [43.7](#)
 - laparoscopic [44.38](#)
 - percutaneous (endoscopic)
 - for bypass [44.32](#)
 - for feeding tube placement [46.32](#)
- Gastrolysis** [54.59](#)
- laparoscopic [54.51](#)
- Gastropexy** [44.64](#)
- Gastroplasty NEC** [44.69](#)
- laparoscopic [44.68](#)
 - vertical banded gastroplasty (VBG) [44.68](#)
- Gastropliation** [44.69](#)
- laparoscopic [44.68](#)
- Gastropylorctomy** [43.6](#)
- Gastrorrhaphy** [44.61](#)
- Gastroscopy NEC** [44.13](#)
- through stoma (artificial) [44.12](#)
 - transabdominal (operative) [44.11](#)
- Gastrostomy** (Brunschwig's) (decompression)
- (fine caliber tube) (Kader) (permanent) (Stamm) (Stamm-Kader) (temporary) (tube) (Witzel) [43.19](#)
 - Beck-Jianu [43.19](#)
 - Frank's [43.19](#)
 - Janeyaw [43.19](#)
 - percutaneous (endoscopic) (PEG) [43.11](#)
 - Spivack's [43.19](#)
 - Ssabanejew-Frank [43.19](#)
- Gastrotomy** [43.0](#)
- for control of hemorrhage [44.49](#)
- Gavage, gastric** [96.35](#)

- Gelman operation** (release of clubfoot) [83.84](#)
- Genioplasty** (augmentation) (with graft) (with implant) [76.68](#)
reduction [76.67](#)
- Ghormley operation** (hip fusion) [81.21](#)
- Gifford operation**
destruction of lacrimal sac [09.6](#)
keratotomy (delimiting) [11.1](#)
radial (refractive) [11.75](#)
- Gill operation**
arthrodesis of shoulder [81.23](#)
laminectomy [03.09](#)
- Gill-Stein operation** (carporadial arthrodesis) [81.25](#)
- Gilliam operation** (uterine suspension) [69.22](#)
- Gingivectomy** [24.31](#)
- Gingivoplasty** (with bone graft) (with soft tissue graft) [24.2](#)
- Girdlestone operation**
laminectomy with spinal fusion [81.00](#)
muscle transfer for claw toe repair [77.57](#)
resection of femoral head and neck (without insertion of joint prosthesis) [77.85](#)
with replacement prosthesis
--see Implant, joint, hip
resection of hip prosthesis [80.05](#)
with replacement prosthesis
--see Implant, joint, hip
- Girdlestone-Taylor operation** (muscle transfer for claw toe repair) [77.57](#)
- Glenn operation** (anastomosis of superior vena cava to right pulmonary artery) [39.21](#)
- Glenoplasty, shoulder** [81.83](#)
with
partial replacement [81.81](#)
total replacement, NEC [81.80](#)
other [81.80](#)
reverse [81.88](#)
for recurrent dislocation [81.82](#)
- Glomectomy**
carotid [39.89](#)
jugular [20.51](#)
- Glossectomy** (complete) (total) [25.3](#)
partial or subtotal [25.2](#)
radical [25.4](#)
- Glossopexy** [25.59](#)
- Glossoplasty** NEC [25.59](#)
- Glossorrhaphy** [25.51](#)
- Glossotomy** NEC [25.94](#)
for tongue tie [25.91](#)
- Glycoprotein IIB/IIIa inhibitor** [99.20](#)
- Goebel-Frangenheim-Stoekel operation** (urethrovessical suspension) [59.4](#)
- Goldner operation** (clubfoot release) [80.48](#)
- Goldthwaite operation**
ankle stabilization [81.11](#)
patellar stabilization [81.44](#)
- Goldthwaite operation** ---Cont
tendon transfer for stabilization of patella [81.44](#)
- Gonadectomy**
ovary
bilateral [65.51](#)
laparoscopic [65.53](#)
unilateral [65.39](#)
laparoscopic [65.31](#)
testis
bilateral [62.41](#)
unilateral [62.3](#)
- Goniopuncture** [12.51](#)
with goniotomy [12.53](#)
- Gonioscopy** [12.29](#)
- Goniospasm** [12.59](#)
- Goniotomy** (Barkan's) [12.52](#)
with goniopuncture [12.53](#)
- Goodal-Power operation** (vagina) [70.8](#)
- Gordon-Taylor operation** (hindquarter amputation) [84.19](#)
- GP IIB/IIIa inhibitor, infusion** [99.20](#)
- Graber-Duvernay operation** (drilling of femoral head) [77.15](#)
- Graft, grafting**
aneurysm [39.52](#)
endovascular
abdominal aorta [39.71](#)
fenestrated (branching) graft [39.78](#)
lower extremity artery(s) [39.79](#)
thoracic aorta [39.73](#)
upper extremity artery(s) [39.79](#)
artery, arterial (patch) [39.58](#)
with
excision or resection of vessel --see Arteriectomy, with graft replacement
synthetic patch (Dacron) (Teflon) [39.57](#)
tissue patch (vein) (autogenous) (homograft) [39.56](#)
blood vessel (patch) [39.58](#)
with
excision or resection of vessel --see Angiectomy, with graft replacement
synthetic patch (Dacron) (Teflon) [39.57](#)
tissue patch (vein) (autogenous) (homograft) [39.56](#)
bone (autogenous) (bone bank) (dual onlay) (heterogenous) (inlay) (massive onlay) (multiple) (osteoperiosteal) (peg) (subperiosteal) (with metallic fixation) [78.00](#)
with
arthrodesis --see Arthrodesis
arthroplasty --see Arthroplasty
gingivoplasty [24.2](#)
lengthening --see Lengthening, bone
carpals, metacarpals [78.04](#)
clavicle [78.01](#)

Graft, grafting --bone ---Cont.

facial NEC [76.91](#)
 with total ostectomy [76.44](#)
 femur [78.05](#)
 fibula [78.07](#)
 humerus [78.02](#)
 joint --see Arthroplasty
 mandible [76.91](#)
 with total mandibulectomy [76.41](#)
 marrow --see Transplant, bone, marrow
 nose --see Graft, nose
 patella [78.06](#)
 pelvic [78.09](#)
 pericranial [02.04](#)
 phalanges (foot) (hand) [78.09](#)
 radius [78.03](#)
 scapula [78.01](#)
 skull [02.04](#)
 specified site NEC [78.09](#)
 spine [78.09](#)
 with fusion --see Fusion, spinal
 tarsal, metatarsal [78.08](#)
 thorax (ribs) (sternum) [78.01](#)
 thumb (with transfer of skin flap) [82.69](#)
 tibia [78.07](#)
 ulna [78.03](#)
 vertebrae [78.09](#)
 with fusion --see Fusion, spinal
 breast --see also Mammoplasty [85.89](#)
 fat graft [85.55](#)
 buccal sulcus [27.99](#)
 cartilage (joint) --see also Arthroplasty
 nose --see Graft, nose
 chest wall (mesh) (silastic) [34.79](#)
 conjunctiva (free) (mucosa) [10.44](#)
 for symblepharon repair [10.41](#)
 cornea --see also Keratoplasty [11.60](#)
 dermal-fat [86.69](#)
 dermal regenerative [86.67](#)
 dura [02.12](#)
 ear
 auricle [18.79](#)
 external auditory meatus [18.6](#)
 inner [20.61](#)
 pedicle preparation [86.71](#)
 esophagus NEC [42.87](#)
 with interposition (intrathoracic) NEC
 [42.58](#)
 antesternal or antethoracic NEC [42.68](#)
 colon (intrathoracic) [42.55](#)
 antesternal or antethoracic [42.65](#)
 small bowel (intrathoracic) [42.53](#)
 antesternal or antethoracic [42.63](#)
 eyebrow --see also Reconstruction, eyelid,
 with graft [08.69](#)
 eyelid --see also Reconstruction,
 eyelid, with graft [08.69](#)
 free mucous membrane [08.62](#)
 eye socket (skin) (cartilage) (bone) [16.63](#)

Graft, grafting ---Cont.

fallopian tube [66.79](#)
 fascia [83.82](#)
 with hernia repair --see Repair, hernia
 eyelid [08.32](#)
 hand [82.72](#)
 tarsal cartilage [08.69](#)
 fat pad NEC [86.89](#)
 with skin graft --see Graft, skin,
 full-thickness
 flap (advanced) (rotating) (sliding)
 --see also Graft, skin, pedicle
 tarsalconjunctival [08.64](#)
 hair-bearing skin [86.64](#)
 hand
 fascia [82.72](#)
 free skin [86.62](#)
 muscle [82.72](#)
 pedicle (flap) [86.73](#)
 tendon [82.79](#)
 heart, for revascularization-see category [36.3](#)
 joint --see Arthroplasty
 larynx [31.69](#)
 lip [27.56](#)
 full-thickness [27.55](#)
 lymphatic structure(s)(channel)(node)(vessel) [40.9](#)
 mediastinal fat to myocardium [36.39](#)
 meninges (cerebral) [02.12](#)
 mouth, except palate [27.56](#)
 full-thickness [27.55](#)
 muscle [83.82](#)
 hand [82.72](#)
 myocardium, for revascularization [36.39](#)
 nasolabial flaps [21.86](#)
 nerve (cranial) (peripheral) [04.5](#)
 nipple [85.86](#)
 nose [21.89](#)
 with
 augmentation [21.85](#)
 rhinoplasty --see Rhinoplasty
 total reconstruction [21.83](#)
 septum [21.88](#)
 tip [21.86](#)
 omentum [54.74](#)
 to myocardium [36.39](#)
 orbit (bone) (cartilage) (skin) [16.63](#)
 outflow tract (patch) (pulmonary valve) [35.26](#)
 in total repair of tetralogy of Fallot [35.81](#)
 ovary [65.92](#)
 palate [27.69](#)
 for cleft palate repair [27.62](#)
 pedicle --see Graft, skin, pedicle
 penis (rib) (skin) [64.49](#)
 pigskin [86.65](#)
 pinch --see Graft, skin, free
 pocket --see Graft, skin, pedicle
 porcine [86.65](#)
 postauricular (Wolff) [18.79](#)
 razor --see Graft, skin, free

Graft, grafting ---Cont.

rope --see Graft, skin, pedicle
 saphenous vein in aortocoronary bypass
 --see Bypass, aortocoronary
 scrotum [61.49](#)
 skin (partial-thickness) (split-thickness) [86.69](#)
 amniotic membrane [86.66](#)
 auditory meatus (ear) [18.6](#)
 dermal-fat [86.69](#)
 for breast augmentation [85.50](#)
 dermal regenerative [86.67](#)
 ear
 auditory meatus [18.6](#)
 postauricular [18.79](#)
 eyelid [08.61](#)
 fat [86.87](#)
 flap --see Graft, skin, pedicle
 free (autogenous) NEC [86.60](#)
 breast
 deep inferior epigastric artery
 perforator (DIEP) flap, free
 [85.74](#)
 gluteal artery perforator [GAP]
 flap, free [85.76](#)
 superficial inferior epigastric
 artery (SIEA) flap, free [85.75](#)
 transverse rectus abdominis
 musculocutaneous (TRAM)
 flap, free [85.73](#)
 lip [27.56](#)
 thumb [86.62](#)
 for
 pollicization [82.61](#)
 reconstruction [82.69](#)
 full-thickness [86.63](#)
 breast [85.83](#)
 hand [86.61](#)
 hair-bearing [86.64](#)
 eyelid or eyebrow [08.63](#)
 hand [86.62](#)
 full-thickness [86.61](#)
 heterograft [86.65](#)
 homograft [86.66](#)
 island flap [86.70](#)
 mucous membrane [86.69](#)
 eyelid [08.62](#)
 nose --see Graft, nose
 pedicle (flap) (tube) [86.70](#)
 advancement [86.72](#)
 attachment to site (advanced)(double)
 (rotating) (sliding) [86.74](#)
 hand (cross finger) (pocket) [86.73](#)
 lip [27.57](#)
 mouth [27.57](#)
 thumb [86.73](#)
 for
 pollicization [82.61](#)
 reconstruction NEC [82.69](#)
 breast [85.84](#)

Graft, grafting -skin -pedicle ---Cont.

 deep inferior epigastric artery
 perforator (DIEP) flap, free
 [85.74](#)
 gluteal artery perforator (GAP)
 flap, free [85.76](#)
 latissimus dorsi myocutaneous
 flap [85.71](#)
 superficial inferior epigastric
 artery (SIEA) flap, free [85.75](#)
 transverse rectus abdominis
 musculocutaneous (TRAM)
 flap, free [85.73](#)
 transverse rectus abdominis
 myocutaneous (TRAM) flap,
 pedicled [85.72](#)
 defatting [86.75](#)
 delayed [86.71](#)
 design and raising [86.71](#)
 elevation [86.71](#)
 preparation of (cutting) [86.71](#)
 revision [86.75](#)
 sculpturing [86.71](#)
 transection [86.71](#)
 transfer [86.74](#)
 trimming [86.71](#)
 postauricular [18.79](#)
 rotation flap [86.70](#)
 specified site NEC [86.69](#)
 full-thickness [86.63](#)
 tarsal cartilage [08.69](#)
 temporalis muscle to orbit [16.63](#)
 with exenteration of orbit [16.59](#)
 tendon [83.81](#)
 for joint repair --see Arthroplasty
 hand [82.79](#)
 testicle [62.69](#)
 thumb (for reconstruction) NEC [82.69](#)
 tongue (mucosal) (skin) [25.59](#)
 trachea [31.79](#)
 tubular (tube) --see Graft, skin, pedicle
 tunnel --see Graft, skin, pedicle
 tympanum --see also Tympanoplasty [19.4](#)
 ureter [56.89](#)
 vagina
 biological [70.94](#)
 synthetic [70.95](#)
 vein (patch) [39.58](#)
 with
 excision or resection of vessel
 --see Phlebectomy, with graft
 replacement
 synthetic patch (Dacron) (Teflon)
 [39.57](#)
 tissue patch (vein) (autogenous)
 (homograft) [39.56](#)
 vermilion border (lip) [27.56](#)
Grattage, conjunctiva [10.31](#)
Green operation (scapulopexy) [78.41](#)

- Grice operation** (subtalar arthrodesis) [81.13](#)
- Grip, strength** [93.04](#)
- Gritti-Stokes operation** (knee disarticulation)
[84.16](#)
- Gross operation** (herniorrhaphy)
 - laparoscopic [53.43](#)
 - with graft or prosthesis [53.42](#)
 - other and open with graft or prosthesis
[53.41](#)
 - other open [53.49](#)
- Group therapy** [94.44](#)
- Guttering, bone** --see also Excision,
lesion, bone [77.60](#)
- Guyon operation** (amputation of ankle) [84.13](#)

H

- Hagner operation** (epididymotomy) [63.92](#)
- Halsted operation** --see Repair, hernia, inguinal
- Hampton operation** (anastomosis small intestine to rectal stump) [45.92](#)
- Hanging hip operation** (muscle release) [83.19](#)
- Harelip operation** [27.54](#)
- Harrison-Richardson operation** (vaginal suspension) [70.77](#)
with graft or prosthesis [70.78](#)
- Hartmann resection** (of intestine) (with pouch) --see Colectomy, by site
- Harvesting**
bone marrow [41.91](#)
fat for grafting or banking [86.90](#)
stem cells [99.79](#)
- Hauser operation**
achillotenotomy [83.11](#)
bunionectomy with adductor tendon transfer [77.53](#)
stabilization of patella [81.44](#)
- Heaney operation** (vaginal hysterectomy) [68.59](#)
laparoscopically assisted (LAVH) [68.51](#)
- Hearing aid** (with battery replacement) [95.49](#)
- Hearing test** [95.47](#)
- HeartMate® implantable heart assist system** [37.66](#)
- HeartMate® II left ventricular assist system** [LVAS] [37.66](#)
- Hegar operation** (perineorrhaphy) [71.79](#)
- Heine operation** (cyclodialysis) [12.55](#)
- Heineke-Mikulicz operation** (pyloroplasty) [44.29](#)
- Heller operation** (esophagomyotomy) [42.7](#)
- Hellstöm operation** (transplantation of aberrant renal vessel) [39.55](#)
- Hemicolecotomy**
left
laparoscopic [17.35](#)
open and other [45.75](#)
right (extended)
laparoscopic [17.33](#)
open and other [45.73](#)
- Hemicystectomy** [57.6](#)
- Hemigastrectomy** --see Gastrectomy
- Hemiglossectomy** [25.2](#)
- Hemilaminectomy** (decompression) (exploration) [03.09](#)
- Hemilaryngectomy** (anterior) (lateral) (vertical) [30.1](#)
- Hemimandibulectomy** [76.31](#)
- Hemimastectomy** (radical) [85.23](#)
- Hemimaxillectomy** (with bone graft) (with prosthesis) [76.39](#)
- Heminephrectomy** [55.4](#)
- Hemipelvectomy** [84.19](#)
- Hemispherectomy** (cerebral) [01.52](#)
- Hemithyroidectomy** (with removal of isthmus) (with removal of portion of remaining lobe) [06.2](#)
- Hemodiafiltration** (extracorporeal) [39.95](#)
- Hemodialysis** (extracorporeal) [39.95](#)
- Hemodilution** [99.03](#)
- Hemofiltration** (extracorporeal) [39.95](#)
- Hemorrhage control** --see Control, hemorrhage
- Hemorrhoidectomy** [49.46](#)
by
cautery, cauterization [49.43](#)
crushing [49.45](#)
cryotherapy, cryosurgery [49.44](#)
excision [49.46](#)
injection [49.42](#)
ligation [49.45](#)
- Hemostasis** --see Control, hemorrhage
- Henley operation** (jejunal transposition) [43.81](#)
- Hepatectomy** (complete) (total) [50.4](#)
partial or subtotal [50.22](#)
- Hepatic assistance, extracorporeal** [50.92](#)
- Hepaticocholangiojejunostomy** [51.37](#)
- Hepaticocystoduodenostomy** [51.37](#)
- Hepaticodochotomy** [51.59](#)
- Hepaticoduodenostomy** [51.37](#)
- Hepaticojejunostomy** [51.37](#)
- Hepaticolithectomy** [51.49](#)
endoscopic [51.88](#)
- Hepaticolithotomy** [51.49](#)
endoscopic [51.88](#)
- Hepaticostomy** [51.59](#)
- Hepaticotomy** [51.59](#)
- Hepatocholangiocystoduodenostomy** [51.37](#)
- Hepatocholedochostomy** [51.43](#)
endoscopic [51.87](#)
- Hepatoduodenostomy** [50.69](#)
- Hepatogastrostomy** [50.69](#)
- Hepatojejunostomy** [50.69](#)
- Hepaticolithotomy**
hepatic duct [51.49](#)
liver [50.0](#)
- Hepatopexy** [50.69](#)
- Hepatorrhaphy** [50.61](#)
- Hepatostomy** (external) (internal) [50.69](#)
- Hepatotomy** (with packing) [50.0](#)
- Hernioplasty** --see Repair, hernia
- Herniorrhaphy** --see Repair, hernia
- Herniotomy** --see Repair, hernia
- Heterograft** --see Graft
- Heterotransplant, heterotransplantation**
--see Transplant
- Hey operation** (amputation of foot) [84.12](#)
- Hey-Groves operation** (reconstruction of anterior cruciate ligament) [81.45](#)

- Heyman operation** (soft tissue release for clubfoot) [83.84](#)
- Heyman-Herndon** (-Strong) operation (correction of metatarsus varus) [80.48](#)
- Hibbs operation** (lumbar spinal fusion) --see Fusion, lumbar
- Higgins operation** --see Repair, hernia, femoral
- High forceps delivery** [72.39](#)
with episiotomy [72.31](#)
- Hill-Allison operation** (hiatal hernia repair, transpleural approach) [53.80](#)
- Hinging, mitral valve** [35.12](#)
- His bundle recording** [37.29](#)
- Hitchcock operation** (anchoring tendon of biceps) [83.88](#)
- Hofmeister operation** (gastrectomy) [43.7](#)
- Hoke operation**
midtarsal fusion [81.14](#)
triple arthrodesis [81.12](#)
- Holth operation**
iridencleisis [12.63](#)
sclerectomy [12.65](#)
- Homan operation** (correction of lymphedema) [40.9](#)
- Homograft** --see Graft
- Homotransplant, homotransplantation** --see Transplant
- Hosiery, elastic** [93.59](#)
- Hutch operation** (ureteroneocystostomy) [56.74](#)
- Hybinette-Eden operation** (glenoid bone block) [78.01](#)
- Hydrocelectomy**
canal of Nuck (female) [69.19](#)
male [63.1](#)
round ligament [69.19](#)
spermatic cord [63.1](#)
tunica vaginalis [61.2](#)
- Hydrotherapy** [93.33](#)
assisted exercise in pool [93.31](#)
whirlpool [93.32](#)
- Hymenectomy** [70.31](#)
- Hymenoplasty** [70.76](#)
- Hymenorrhaphy** [70.76](#)
- Hymenotomy** [70.11](#)
- Hyperalimentation** (parenteral) [99.15](#)
- Hyperbaric oxygenation** [93.95](#)
wound [93.59](#)
- Hyperextension, joint** [93.25](#)
- Hyperthermia NEC** [93.35](#)
for cancer treatment (interstitial) (local) (radiofrequency) (regional) (ultrasound) (whole-body) [99.85](#)
- Hypnodrama, psychiatric** [94.32](#)
- Hypnosis** (psychotherapeutic) [94.32](#)
for anesthesia --omit code
- Hypnotherapy** [94.32](#)
- Hypophysectomy** (complete) (total) [07.69](#)
partial or subtotal [07.63](#)
transfrontal approach [07.61](#)
- Hypophysectomy** -partial ---Cont.
transsphenoidal approach [07.62](#)
specified approach NEC [07.68](#)
transfrontal approach (complete) (total) [07.64](#)
partial [07.61](#)
transsphenoidal approach (complete) (total) [07.65](#)
partial [07.62](#)
- Hypothermia** (central) (local) [99.81](#)
gastric (cooling) [96.31](#)
freezing [96.32](#)
systemic (in open heart surgery) [39.62](#)
- Hypotympanotomy** [20.23](#)
- Hysterectomy, NOS** [68.9](#)
abdominal
laparoscopic (total) (TLH) [68.41](#)
other (total) [68.49](#)
partial or subtotal (supracervical) (supravaginal) [68.39](#)
radical (modified) (Wertheim's) [68.69](#)
laparoscopic (total) [TLRH] [68.61](#)
- laparoscopic
abdominal
radical (total) [TLRH] [68.61](#)
total (TLH) [68.41](#)
supracervical (LASH) (LSH) [68.31](#)
total (TLH) [68.41](#)
vaginal, assisted (LAVH) [68.51](#)
radical (LRVH) [68.71](#)
- radical
abdominal
laparoscopic [68.61](#)
other (modified) (Wertheim's) [68.69](#)
- vaginal
laparoscopic (LRVH) [68.71](#)
other [68.79](#)
- supracervical [68.39](#)
classic infra fascial SEMM hysterectomy [CISH] [68.31](#)
laparoscopically assisted [LASH] [68.31](#)
vaginal (complete) (partial) (subtotal) (total) [68.59](#)
laparoscopically assisted (LAVH) [68.51](#)
radical (Schauta) [68.79](#)
laparoscopic [LRVH] [68.71](#)
- Hysterolectomy** (radical) (vaginal) [68.79](#)
abdominal [68.69](#)
laparoscopic [68.61](#)
laparoscopic [68.71](#)
- Hysteroqram NEC** [87.85](#)
percutaneous [87.84](#)
- Hysterolysis** [54.59](#)
laparoscopic [54.51](#)
- Hysteromyectomy** [68.29](#)
- Hysteropexy** [69.22](#)

Hysteroplasty [69.49](#)
Hysterorrhaphy [69.41](#)
Hysterosalpingography gas (contrast)
 [87.82](#)
 opaque dye (contrast) [87.83](#)
Hysterosalpingostomy [66.74](#)
Hysteroscopy [68.12](#)
 with
 ablation
 endometrial [68.23](#)
 biopsy [68.16](#)
Hysterotomy (with removal of foreign
 body) (with removal of hydatidiform
 mole) [68.0](#)
 for intrauterine transfusion [75.2](#)
 obstetrical [74.99](#)
 for termination of pregnancy [74.91](#)
Hysterotrachelectomy [67.4](#)
Hysterotracheloplasty [69.49](#)
Hysterotrachelorrhaphy [69.41](#)
Hysterotrachelotomy [69.95](#)

IAEMT (intraoperative anesthetic effect monitoring and titration) [00.94](#) [[89.14](#)]

ICCE (intracapsular cataract extraction) [13.19](#)

Ileal

- bladder
 - closed [57.87](#) [[45.51](#)]
 - open (ileoureterostomy) [56.51](#)
 - conduit (ileoureterostomy) [56.51](#)

Ileocecostomy [45.93](#)

Ileocollectomy

- laparoscopic [17.33](#)
- open and other [45.73](#)

Ileocolostomy [45.93](#)

Ileocolotomy [45.00](#)

Ileocystoplasty (isolated segment anastomosis) (open loop) [57.87](#) [[45.51](#)]

Ileoduodenotomy [45.01](#)

Ileoectomy (partial) [45.62](#)

- with cecectomy
 - laparoscopic [17.32](#)
 - open and other [45.72](#)

Ileoenterectomy [46.99](#)

Ileoesophagostomy [42.54](#)

Ileoilostomy [45.91](#)

- proximal to distal segment [45.62](#)

Ileoloopogram [87.78](#)

Ileopancreatostomy [52.96](#)

Ileopexy [46.61](#)

Ileoproctostomy [45.95](#)

Ileorectostomy [45.93](#)

Ileorrhaphy [46.73](#)

Ileoscopy [45.13](#)

- through stoma (artificial) [45.12](#)
- transabdominal (operative) [45.11](#)

Ileosigmoidostomy [45.93](#)

Ileostomy [46.20](#)

- continent (permanent) [46.22](#)
 - for urinary diversion [56.51](#)
- delayed opening [46.24](#)
- Hendon (temporary) [46.21](#)
- loop [46.01](#)
- Paul (temporary) [46.21](#)
- permanent [46.23](#)
 - continent [46.22](#)
- repair [46.41](#)
- revision [46.41](#)
- tangential (temporary) [46.21](#)
- temporary [46.21](#)
- transplantation to new site [46.23](#)
- tube (temporary) [46.21](#)
- ureteral
 - external [56.51](#)
 - internal [56.71](#)

Ileotomy [45.02](#)

Ileotransversostomy [45.93](#)

Ileoureterostomy (Bricker's) (ileal bladder) [56.51](#)

Imaging (diagnostic)

- by
 - optical coherence tomography (OCT) ---see OCT and Tomography, optical coherence diagnostic, not elsewhere classified [88.90](#)
 - endovascular ultrasound --see Imaging, intravascular ultrasound
 - intraoperative
 - iMRI --see Imaging, magnetic resonance intravascular --see Imaging, intravascular ultrasound
 - intravascular ultrasound (IVUS) [00.29](#)
 - aorta [00.22](#)
 - aortic arch [00.22](#)
 - carotid vessel [00.21](#)
 - cerebral vessel, extracranial [00.21](#)
 - coronary vessel [00.24](#)
 - intrathoracic vessel [00.22](#)
 - other specified vessel [00.28](#)
 - peripheral vessel [00.23](#)
 - renal vessel [00.25](#)
 - vena cava (inferior) (superior) [00.22](#)
 - magnetic resonance (nuclear) (proton)
 - NEC [88.97](#)
 - abdomen [88.97](#)
 - bladder (urinary) [88.95](#)
 - bone marrow blood supply [88.94](#)
 - brain (brain stem) [88.91](#)
 - intraoperative (iMRI) [88.96](#)
 - real-time [88.96](#)
 - chest (hilar) (mediastinal) [88.92](#)
 - computer assisted surgery (CAS) with MR/MRA [00.32](#)
 - extremity (upper) (lower) [88.94](#)
 - eye orbit [88.97](#)
 - face [88.97](#)
 - head NEC [88.97](#)
 - musculoskeletal [88.94](#)
 - myocardium [88.92](#)
 - neck [88.97](#)
 - orbit of eye [88.97](#)
 - prostate [88.95](#)
 - specified site NEC [88.97](#)
 - spinal canal (cord) (spine) [88.93](#)
 - VH™-IVUS --see Imaging (diagnostic), intravascular ultrasound (IVUS), by site virtual histology intravascular ultrasound --see Imaging (diagnostic), intravascular ultrasound (IVUS), by site with fracture-reduction--see Reduction, fracture
 - bandage [93.59](#)
 - bone [93.53](#)

Immobilization (by)

- cast NEC [93.53](#)
 - with reduction of fracture or dislocation
 - see Reduction, fracture, and Reduction, dislocation
- device NEC [93.59](#)
- pressure dressing [93.56](#)
- splint (plaster) (tray) [93.54](#)
 - with reduction of fracture or dislocation
 - see Reduction, fracture, and Reduction, dislocation
- stereotactic head frame [93.59](#)
- strapping (non-traction) [93.59](#)

Immunization --see also Vaccination

- allergy [99.12](#)
- autoimmune disease [99.13](#)
- BCG [99.33](#)
- brucellosis [99.55](#)
- cholera [99.31](#)
- diphtheria [99.36](#)
- DPT [99.39](#)
- epidemic parotitis [99.46](#)
- German measles [99.47](#)
- Hemophilus influenzae [99.52](#)
- influenza [99.52](#)
- measles [99.45](#)
- meningococcus [99.55](#)
- mumps [99.46](#)
- pertussis [99.37](#)
- plague [99.34](#)
- poliomyelitis [99.41](#)
- rabies [99.44](#)
- rubella [99.47](#)
- salmonella [99.55](#)
- smallpox [99.42](#)
- staphylococcus [99.55](#)
- TAB [99.32](#)
- tetanus [99.38](#)
- triple vaccine [99.48](#)
- tuberculosis [99.33](#)
- tularemia [99.35](#)
- typhoid-paratyphoid [99.32](#)
- typhus [99.55](#)
- viral NEC [99.55](#)
- whooping cough [99.37](#)
- yellow fever [99.43](#)

Immunoadsorption,extracorporeal (ECI) [99.76](#)**Immunotherapy, antineoplastic [99.28](#)**

- C-Parvum [99.28](#)
- Interferon [99.28](#)
- Interleukin-2 (low-dose) [99.28](#)
 - high-dose [00.15](#)
- Levamisole [99.28](#)
- Proleukin (low-dose) [99.28](#)
 - high-dose [00.15](#)
- Thymosin [99.28](#)

Impella® percutaneous external heart assist device [37.68](#)**Implant, implantation**

- abdominal artery to coronary artery [36.17](#)
- artery
 - aortic branches to heart muscle [36.2](#)
 - mammary to ventricular wall (Vineberg) [36.2](#)
- affle, atrial or interatrial [35.91](#)
- biliary fistulous tract into stomach or intestine [51.39](#)
- bipolar endoprosthesis (femoral head) [81.52](#)
- bladder sphincter,artificial(inflatable)[58.93](#)
- blood vessels to myocardium [36.2](#)
- bone growth stimulator (invasive) (percutaneous) (semi-invasive)
 - see category [78.9](#)
- bone morphogenetic protein (Infuse™) (OP-1™) (recombinant) (rhBMP) [84.52](#)
- bone void filler [84.55](#)
 - that with percutaneous vertebral augmentation [81.66](#)
 - that with percutaneous vertebroplasty [81.65](#)
- breast (for augmentation) (bilateral) [85.54](#)
 - unilateral [85.53](#)
- cardiac contractility modulation (CCM)
 - rechargeable pulse generator only [17.52](#)
 - total system [17.51](#)
- CCM (cardiac contractility modulation)
 - rechargeable pulse generator only [17.52](#)
 - total system [17.51](#)
- cardiac resynchronization device
 - defibrillator (biventricular) (BiV ICD) (BiV pacemaker with defibrillator) (BiV pacing with defibrillator) (CRT-D) (device and one or more leads) (total system) [00.51](#)
 - left ventricular coronary venous lead only [00.52](#)
 - pulse generator only [00.54](#)
- pacemaker (BiV) (biventricular) (CRT-P) (device and one or more leads) (total system) [00.50](#)
- left ventricular coronary venous lead only [00.52](#)
- pulse generator only [00.53](#)
- cardiac support device (CSD) [37.41](#)
- cardiomyostimulation system [37.67](#)
- cardioverter/defibrillator (automatic) [37.94](#)
 - leads only (patch electrode) (sensing) (pacing) [37.95](#)
 - pulse generator only [37.96](#)
 - total system [37.94](#)
- chemotherapeutic agent [00.10](#)
- chest wall (mesh) (silastic) [34.79](#)
- chin (polyethylene) (silastic) [76.88](#)

Implant, implantation ---Cont.

cochlear (electrode) [20.96](#)
 prosthetic device (electrode and receiver) [20.96](#)
 channel (single) [20.97](#)
 multiple [20.98](#)
 electrode only [20.99](#)
 internal coil only [20.99](#)
 coil(s), endovascular [39.79](#)
 head or neck vessels
 bare metal [39.75](#)
 bioactive [39.76](#)
 CorCap™ [37.41](#)
 cornea [11.73](#)
 CRT-D (biventricular defibrillator) (BiV ICD) (BiV pacemaker with defibrillator) (BiV pacing with defibrillator) (cardiac resynchronization defibrillator) (device and one or more leads) [00.51](#)
 left ventricular coronary venous lead only [00.52](#)
 pulse generator only [00.54](#)
 CRT-P (biventricular pacemaker) (BiV pacemaker) (cardiac resynchronization pacemaker) (device and one or more leads) [00.50](#)
 left ventricular coronary venous lead only [00.52](#)
 pulse generator only [00.53](#)
 custodis eye [14.41](#)
 dental (endosseous) (prosthetic) [23.6](#)
 device
 adjustable gastric band and port [44.95](#)
 bronchial device NOS [33.79](#)
 bronchial substance NOS [33.79](#)
 bronchial valve
 multiple lobes [33.73](#)
 single lobe [33.71](#)
 cardiac support device (CSD) [37.41](#)
 CorCap™ [37.41](#)
 epicardial support device [37.41](#)
 Lap-Band™ [44.95](#)
 left atrial appendage [37.90](#)
 left atrial filter [37.90](#)
 left atrial occluder [37.90](#)
MitraClip percutaneous mitral valve leaflet clip [35.97](#)
 prosthetic cardiac support device [37.41](#)
sternal fixation device with rigid plates [84.94](#)
 subcutaneous for intracardiac or great vessel hemodynamic monitoring [00.57](#)
 vascular access [86.07](#)
 ventricular support device [37.41](#)
 diaphragmatic pacemaker [34.85](#)
 Dynesys® [84.82](#)
 electrode(s)

Implant, implantation -device ---Cont.

brain [02.93](#)
 depth [02.93](#)
 foramen ovale [02.93](#)
 sphenoidal [02.96](#)
 cardiac (initial) (transvenous) [37.70](#)
 atrium (initial) [37.73](#)
 replacement [37.76](#)
 atrium and ventricle (initial) [37.72](#)
 replacement [37.76](#)
 epicardium (sternotomy or thoracotomy approach) [37.74](#)
 left ventricular coronary venous system [00.52](#)
 temporary transvenous pacemaker system [37.78](#)
 during and immediately following cardiac surgery [39.64](#)
 ventricle (initial) [37.71](#)
 replacement [37.76](#)
 carotid sinus [39.82](#)
with synchronous pulse generator implantation (total system) [39.81](#)
 depth [02.93](#)
 foramen ovale [02.93](#)
 gastric 04.92
 heart --see also Implant, electrode(s), cardiac [37.70](#)
 intracranial [02.93](#)
 osteogenic (invasive) for bone growth stimulation --see category [78.9](#)
 peripheral nerve [04.92](#)
 sacral nerve [04.92](#)
 sphenoidal [02.96](#)
 spine [03.93](#)
 electroencephalographic receiver
 brain [02.93](#)
 intracranial [02.93](#)
 electronic stimulator
 anus (subcutaneous) [49.92](#)
 bladder [57.96](#)
 bone growth (invasive) (percutaneous) (semi-invasive) [78.9](#)
 brain --see Implant, neurostimulator, brain
 carotid sinus [39.8](#)
 cochlear [20.96](#)
 channel (single) [20.97](#)
 multiple [20.98](#)
 gastric 04.92
 intracranial --see Implant, neurostimulator, intracranial
 peripheral nerve --see Implant, neurostimulator, peripheral nerve
 phrenic nerve [34.85](#)
 skeletal muscle [83.92](#)
 spine --see Implant, neurostimulator, spine
 ureter [56.92](#)

Implant, implantation ---Cont.

electrostimulator --see Implant, electronic stimulator, by site

endoprosthesis
 bile duct [51.87](#)
 femoral head (bipolar) [81.52](#)
 pancreatic duct [52.93](#)
 endosseous (dental) [23.6](#)
 epidural pegs [02.93](#)
 epikeratoprosthesis [11.73](#)
 epiretinal visual prosthesis [14.81](#)
 estradiol (pellet) [99.23](#)
 eye (lowa type) [16.61](#)
 integrated [16.41](#)
 facial bone, synthetic (alloplastic) [76.92](#)
 fallopian tube (Mulligan hood) (silastic tube) (stent) [66.93](#)
 into uterus [66.74](#)
 gastroepipolic artery to coronary artery [36.17](#)
 hearing device, electromagnetic [20.95](#)
 heart
 artificial [37.52](#)
 total internal biventricular replacement system [37.52](#)
 AbioCor® [37.52](#)
 CardioWest™ (TAH-t) [37.52](#)
 assist system
 CentriMag® --see Insertion, circulatory support device
 external heart assist device, percutaneous --see Insertion, circulatory support device
 external heart assist system, open approach [37.65](#)
 extrinsic [37.68](#)
 HeartMate® implantable heart assist system [37.66](#)
 HeartMate® II left ventricular assist system [LVAS] [37.66](#)
 Impella® percutaneous external circulatory assist device --see Insertion, circulatory support device
 implantable [37.66](#)
 non-implantable --see Insertion, circulatory support device
 percutaneous external circulatory assist device --see Insertion, circulatory support device
 pulsation balloon [37.61](#)
 pVAD (percutaneous VAD)
 --see Insertion, circulatory support device
 TandemHeart® --see Insertion, circulatory support device

Implant, implantation - heart---Cont.

temporary non-implantable circulatory assist device
 --see Insertion, circulatory support device
 that for destination therapy (DT) [37.66](#)
 auxiliary ventricle [37.62](#)
 cardiac support device (CSD) [37.41](#)
 circulatory assist system --see Implant, heart, assist system
 CorCap™ [37.41](#)
 epicardial support device [37.41](#)
 pacemaker --see also Implant, pacemaker, cardiac [37.80](#)
 prosthetic cardiac support device [37.41](#)
 total internal biventricular replacement system [37.52](#)
 valve(s)
 prosthesis or synthetic device (partial) (synthetic) (total) [35.20](#)
 aortic [35.22](#)
 mitral [35.24](#)
 pulmonary [35.26](#)
 tricuspid [35.28](#)
 tissue graft [35.20](#)
 aortic [35.21](#)
 mitral [35.23](#)
 pulmonary [35.25](#)
 tricuspid [35.27](#)
 ventricular support device [37.41](#)
 inert material
 breast (for augmentation) (bilateral) [85.54](#)
 unilateral [85.53](#)
 larynx [31.0](#)
 nose [21.85](#)
 orbit (eye socket) [16.69](#)
 reinsertion [16.62](#)
 scleral shell (cup) (with evisceration of eyeball) [16.31](#)
 reinsertion [16.62](#)
 Tenon's capsule (with enucleation of eyeball) [16.42](#)
 with attachment of muscles [16.41](#)
 reinsertion [16.62](#)
 urethra [59.79](#)
 vocal cord(s) [31.0](#)
 infusion pump [86.06](#)
 interbody spinal fusion device [84.51](#)
 intracardiac or great vessel hemodynamic monitor, subcutaneous [00.57](#)
 joint (prosthesis) (silastic) (Swanson type)
 NEC [81.96](#)
 ankle (total) [81.56](#)
 revision [81.59](#)
 carpocarpal, carpometacarpal [81.74](#)
 elbow (total) [81.84](#)
 revision [81.97](#)

Implant -joint ---Cont.

extremity (bioelectric) (cineplastic)
 (kineplastic) [84.40](#)
 lower [84.48](#)
 revision [81.59](#)
 upper [84.44](#)
 revision [81.97](#)
 femoral (bipolar endoprosthesis) [81.52](#)
 revision NOS [81.53](#)
 acetabular and femoral components
 (total) [00.70](#)
 acetabular component only [00.71](#)
 acetabular liner and/or femoral
 head only [00.73](#)

 femoral component only [00.72](#)
 femoral head only and/or
 acetabular liner [00.73](#)
 total (acetabular and femoral
 components) [00.70](#)
 finger [81.71](#)
 hand (metacarpophalangeal)
 (interphalangeal) [81.71](#)
 revision [81.97](#)
 hip (partial) [81.52](#)
 revision NOS [81.53](#)
 acetabular and femoral
 components (total) [00.70](#)
 acetabular component only [00.71](#)
 acetabular liner and/or femoral
 head only [00.73](#)
 femoral component only [00.72](#)
 femoral head only and/or
 acetabular liner [00.73](#)
 partial
 acetabular component only
 [00.71](#)
 acetabular liner and/or femoral
 head only [00.73](#)
 femoral component only [00.72](#)
 femoral head only and/or
 acetabular liner [00.73](#)
 total (acetabular and femoral
 components) [00.70](#)
 total [81.51](#)
 revision (acetabular and femoral
 components) [00.70](#)
 interphalangeal [81.71](#)
 revision [81.97](#)
 knee (partial) (total) [81.54](#)
 revision NOS [81.55](#)
 femoral component [00.82](#)
 partial
 femoral component [00.82](#)
 patellar component [00.83](#)
 tibial component [00.81](#)
 tibial insert [00.84](#)
 patellar component [00.83](#)
 tibial component [00.81](#)

Implant -joint -knee ---Cont.

tibial insert [00.84](#)
 total (all components) [00.80](#)
 metacarpophalangeal [81.71](#)
 revision [81.97](#)
 shoulder (partial) [81.81](#)
 revision [81.97](#)
 total replacement, NEC [81.80](#)
 other [81.80](#)
 reverse [81.88](#)
 toe [81.57](#)
 for hallux valgus repair [77.59](#)
 revision [81.59](#)
 wrist (partial) [81.74](#)
 revision [81.97](#)
 total replacement [81.73](#)
 kidney, mechanical [55.97](#)
 Lap-Band™ [44.95](#)
 larynx [31.0](#)
 leads (cardiac) --see Implant, electrode(s),
 cardiac
 limb lengthening device, internal (NOS)
 [84.54](#)
 with kinetic distraction [84.53](#)
 mammary artery
 in ventricle (Vineberg) [36.2](#)
 to coronary artery (single vessel) [36.15](#)
 double vessel [36.16](#)
 M-Brace™ [84.82](#)
 Mulligan hood, fallopian tube [66.93](#)
 nerve (peripheral) [04.79](#)
 neuropacemaker --see Implant,
 neurostimulator, by site
 neurostimulator
 electrodes
 brain [02.93](#)
 gastric [04.92](#)
 intracranial [02.93](#)
 peripheral nerve [04.92](#)
 sacral nerve [04.92](#)
 spine [03.93](#)
 pulse generator (subcutaneous)
 [86.96](#)
 cranial [01.20](#)
 multiple array [86.95](#)
 rechargeable [86.98](#)
 single array [86.94](#)
 rechargeable [86.97](#)
 nose [21.85](#)
 Ommaya reservoir [02.22](#)
 orbit [16.69](#)
 reinsertion [16.62](#)
 outflow tract prosthesis (heart) (gusset type)
 in
 pulmonary valvuloplasty [35.26](#)
 total repair of tetralogy of Fallot [35.81](#)
 ovary into uterine cavity [65.72](#)
 laparoscopic [65.75](#)

Implant ---Cont.

pacemaker
 brain -see Implant, neurostimulator, brain
 cardiac (device) (initial) (permanent) (replacement) [37.80](#)
 dual-chamber device (initial) [37.83](#)
 replacement [37.87](#)
 resynchronization device (biventricular pacemaker) (BiV pacemaker) (CRT-P)
 device only (initial)(replacement) [00.53](#)
 total system (device and one or more leads) [00.50](#)
 transvenous lead into left ventricular coronary venous system [00.52](#)
 single-chamber device (initial) [37.81](#)
 rate responsive [37.82](#)
 replacement [37.85](#)
 rate responsive [37.86](#)
 temporary transvenous pacemaker system [37.78](#)
 during and immediately following cardiac surgery [39.64](#)
 carotid sinus [39.89](#)
 diaphragm [34.85](#)
 gastric [04.92](#)
 intracranial --see Implant, neurostimulator, intracranial
 neural--see Implant, neurostimulator, by site
 peripheral nerve -see Implant, neurostimulator, peripheral nerve
 spine -see Implant, neurostimulator, spine
 pancreas (duct) [52.96](#)
 penis, prosthesis (internal)
 inflatable [64.97](#)
 non-inflatable [64.95](#)
 port, vascular access device [86.07](#)
 premaxilla [76.68](#)
 progesterone (subdermal) [99.23](#)
 prosthesis, prosthetic device
 acetabulum (Aufranc-Turner) [81.52](#)
 ankle (total) [81.56](#)
 arm (bioelectric) (cineplastic) (kineplastic) [84.44](#)
 breast (Cronin) (Dow-Corning) (Perras-Pappillon) (bilateral) [85.54](#)
 unilateral [85.53](#)
 cochlear [20.96](#)
 channel (single) [20.97](#)
 multiple [20.98](#)
 epiretinal visual [14.81](#)
 extremity (bioelectric) (cineplastic) (kineplastic) [84.40](#)
 lower [84.48](#)
 upper [84.44](#)

Implant -prosthesis ---Cont.

fallopian tube (Mulligan hood)(stent) [66.93](#)
 femoral head (Austin-Moore) (bipolar) (Eicher) (Thompson) [81.52](#)
 joint (Swanson type) NEC [81.96](#)
 ankle (total) [81.56](#)
 carpal, carpometacarpal [81.74](#)
 elbow (total) [81.84](#)
 finger [81.71](#)
 hand (metacarpophalangeal) (interphalangeal) [81.71](#)
 hip (partial) [81.52](#)
 total [81.51](#)
 interphalangeal [81.71](#)
 knee (partial) (total) [81.54](#)
 revision [81.55](#)
 metacarpophalangeal [81.71](#)
 shoulder (partial) [81.81](#)
 total, NEC [81.80](#)
 other [81.80](#)
 reverse [81.88](#)
 toe [81.57](#)
 for hallux valgus repair [77.59](#)
 wrist (partial) [81.74](#)
 total [81.73](#)
 leg (bioelectric) (cineplastic) (kineplastic) [84.48](#)
 lens [13.91](#)
 outflow tract (heart) (gusset type) in
 pulmonary valvuloplasty [35.26](#)
 total repair of tetralogy of Fallot [35.81](#)
 penis (internal) (non-inflatable) [64.95](#)
 inflatable (internal) [64.97](#)
 skin (dermal regenerative)(matrix) [86.67](#)
 testicular (bilateral) (unilateral) [62.7](#)
 pulsation balloon (phase-shift) [37.61](#)
 pump, infusion [86.06](#)
 radial artery [36.19](#)
 radioactive isotope [92.27](#)
 radium (radon) [92.27](#)
 retinal attachment [14.41](#)
 with buckling [14.41](#)
 Rheos™ carotid sinus baroreflex activation device [39.81](#)
 Rickham reservoir [02.22](#)
 silicone
 breast (bilateral) [85.54](#)
 unilateral [85.53](#)
 skin (for filling of defect) [86.02](#)
 for augmentation NEC [86.89](#)
 spine NEC [84.59](#)
 facet replacement device(s) [84.84](#)
 interspinous process decompression device [84.80](#)
 pedicle-based dynamic stabilization device(s) [84.82](#)

- Implant** -spine ---Cont.
 posterior motion preservation device(s)
 --see category [84.8](#)
 stimoceiver -see Implant, neurostimulator,
 by site
 stimulator
 electrodes
 carotid sinus (baroreflex activation
 device) [39.82](#)
 with synchronous pulse
 generator implantation
 (total system) [39.81](#)
 pulse generator
 carotid sinus (baroreflex activation
 device) [39.83](#)
 with synchronous electrode(s)
 implantation (total system) [39.81](#)
 sudural
 grids [02.93](#)
 strips [02.93](#)
 Swanson prosthesis (joint) (silastic) NEC
 [81.96](#)
 carpocarpal, carpometacarpal [81.74](#)
 finger [81.71](#)
 hand (metacarpophalangeal)
 (interphalangeal) [81.71](#)
 interphalangeal [81.71](#)
 knee (partial) (total) [81.54](#)
 revision [81.55](#)
 metacarpophalangeal [81.71](#)
 toe [81.57](#)
 for hallux valgus repair [77.59](#)
 wrist (partial) [81.74](#)
 total [81.73](#)
 systemic arteries into myocardium
 (Vineberg type operation) [36.2](#)
 Tandem™ heart [37.68](#)
 telescope (IMT) (miniature) [13.91](#)
 testicular prosthesis (bilateral) (unilateral)
 [62.7](#)
 tissue expander (skin) NEC [86.93](#)
 breast [85.95](#)
 tissue mandril (for vascular graft) [39.99](#)
 with
 blood vessel repair [39.56](#)
 vascular bypass or shunt --see Bypass
 vascular
 tooth (bud) (germ) [23.5](#)
 prosthetic [23.6](#)
 umbrella, vena cava [38.7](#)
 ureters into
 bladder [56.74](#)
 intestine [56.71](#)
 external diversion [56.51](#)
 skin [56.61](#)
 urethra
 for repair of urinary stress incontinence
 collagen [59.72](#)
 fat [59.72](#)
- Implant** -urethra ---Cont.
 polytef [59.72](#)
 urethral sphincter, artificial (inflatable) [58.93](#)
 urinary sphincter, artificial (inflatable)
 [58.93](#)
 valve(s)
 endovascular - see Replacement, heart
 valve, by site
 vascular access device [86.07](#)
 vitreous (silicone) [14.75](#)
 for retinal reattachment [14.41](#)
 with buckling [14.41](#)
 vocal cord(s) (paraglottic) [31.98](#)
 X Stop™ 84.80
- Implosion** (psychologic desensitization)
[94.33](#)
- Incision** (and drainage)
 with
 exploration --see Exploration
 removal of foreign body
 --see Removal, foreign body
 abdominal wall [54.0](#)
 as operative approach --omit code
 abscess --see also Incision, by site
 antecubital fossa [86.04](#)
 appendix [47.2](#)
 with appendectomy [47.09](#)
 laparoscopic [47.01](#)
 axilla [86.04](#)
 cheek [86.04](#)
 extraperitoneal [54.0](#)
 face [86.04](#)
 gluteal [86.04](#)
 groin region (abdominal wall) (inguinal) [54.0](#)
 skin [86.04](#)
 subcutaneous tissue [86.04](#)
 hair follicle [86.04](#)
 ischiorectal [49.01](#)
 lip [27.0](#)
 nailbed or nailfold [86.04](#)
 neck [86.04](#)
 omental [54.19](#)
 paronychia [86.04](#)
 perianal [49.01](#)
 perigastric [54.19](#)
 perineum (female) [71.09](#)
 male [86.04](#)
 perisplenic [54.19](#)
 peritoneal NEC [54.19](#)
 pelvic (female) [70.12](#)
 popliteal space [86.04](#)
 retroperitoneal [54.0](#)
 sclera [12.89](#)
 skin [86.04](#)
 subcutaneous tissue [86.04](#)
 subdiaphragmatic [54.19](#)
 subhepatic [54.19](#)
 submaxillary [86.04](#)

Incision (and drainage) -abscess ---Cont.

subphrenic [54.19](#)
supraclavicular fossa [86.04](#)
vas deferens [63.6](#)
adrenal gland [07.41](#)
alveolus, alveolar bone [24.0](#)
antecubital fossa [86.09](#)
anus NEC [49.93](#)
fistula [49.11](#)
septum [49.91](#)
appendix [47.2](#)
artery [38.00](#)
abdominal [38.06](#)
aorta (arch) (ascending) (descending) [38.04](#)
head and neck NEC [38.02](#)
intracranial NEC [38.01](#)
lower limb [38.08](#)
thoracic NEC [38.05](#)
upper limb [38.03](#)
atrium (heart) [37.11](#)
auditory canal or meatus, external [18.02](#)
auricle [18.09](#)
axilla [86.09](#)
Bartholin's gland or cyst [71.22](#)
bile duct (with T or Y tube insertion) NEC [51.59](#)
common (exploratory) [51.51](#)
for
relief of obstruction NEC [51.42](#)
removal of calculus [51.41](#)
for
exploration [51.59](#)
relief of obstruction [51.49](#)
bladder [57.19](#)
neck (transurethral) [57.91](#)
percutaneous suprapubic (closed) [57.17](#)
suprapubic NEC [57.18](#)
blood vessel --see also Angiotomy [38.00](#)
bone [77.10](#)
alveolus, alveolar [24.0](#)
carpals, metacarpals [77.14](#)
clavicle [77.11](#)
facial [76.09](#)
femur [77.15](#)
fibula [77.17](#)
humerus [77.12](#)
patella [77.16](#)
pelvic [77.19](#)
phalanges (foot) (hand) [77.19](#)
radius [77.13](#)
scapula [77.11](#)
skull [01.24](#)
specified site NEC [77.19](#)
tarsals, metatarsals [77.18](#)
thorax (ribs) (sternum) [77.11](#)
tibia [77.17](#)
ulna [77.13](#)
vertebrae [77.19](#)

Incision (and drainage) ---Cont.

brain [01.39](#)
cortical adhesions [02.91](#)
breast (skin) [85.0](#)
with removal of tissue expander [85.96](#)
bronchus [33.0](#)
buccal space [27.0](#)
bulbourethral gland [58.91](#)
bursa [83.03](#)
hand [82.03](#)
pharynx [29.0](#)
carotid body [39.89](#)
cerebral (meninges) [01.39](#)
epidural or extradural space [01.24](#)
subarachnoid or subdural space [01.31](#)
cerebrum [01.39](#)
cervix [69.95](#)
to
assist delivery [73.93](#)
replace inverted uterus [75.93](#)
chalazion [08.09](#)
with removal of capsule [08.21](#)
cheek [86.09](#)
chest wall (for extrapleural drainage) (for removal of foreign body) [34.01](#)
as operative approach --omit code
common bile duct (for exploration) [51.51](#)
for
relief of obstruction [51.42](#)
removal of calculus [51.41](#)
common wall between posterior left atrium and coronary sinus (with roofing of resultant defect with patch graft) [35.82](#)
conjunctiva [10.1](#)
cornea [11.1](#)
radial (refractive) [11.75](#)
cranial sinus [01.21](#)
craniobuccal pouch [07.72](#)
cul-de-sac [70.12](#)
cyst
dentigerous [24.0](#)
radicular (apical) (periapical) [24.0](#)
Dührssen's (cervix, to assist delivery) [73.93](#)
duodenum [45.01](#)
ear
external [18.09](#)
inner [20.79](#)
middle [20.23](#)
endocardium [37.11](#)
endolymphatic sac [20.79](#)
epididymis [63.92](#)
epidural space, cerebral [01.24](#)
epigastric region [54.0](#)
intra-abdominal [54.19](#)
esophagus, esophageal NEC [42.09](#)
web [42.01](#)
exploratory --see Exploration
extradural space (cerebral) [01.24](#)

Incision (and drainage) ---Cont.

extrapleural [34.01](#)
 eyebrow [08.09](#)
 eyelid [08.09](#)
 margin (trichiasis) [08.01](#)
 face [86.09](#)
 fallopian tube [66.01](#)
 fascia [83.09](#)
 with division [83.14](#)
 hand [82.12](#)
 hand [82.09](#)
 with division [82.12](#)
 fascial compartments, head and neck [27.0](#)
 fistula, anal [49.11](#)
 flank [54.0](#)
 furuncle --see Incision, by site
 gallbladder [51.04](#)
 gingiva [24.0](#)
 gluteal [86.09](#)
 groin region(abdominal wall)(inguinal)
 [54.0](#)
 skin [86.09](#)
 subcutaneous tissue [86.09](#)
 gum [24.0](#)
 hair follicles [86.09](#)
 heart [37.10](#)
 valve --see Valvulotomy
 hematoma --see also Incision, by site
 axilla [86.04](#)
 broad ligament [69.98](#)
 ear [18.09](#)
 episiotomy site [75.91](#)
 fossa (superficial) NEC [86.04](#)
 groin region (abdominal wall)
 (inguinal) [54.0](#)
 skin [86.04](#)
 subcutaneous tissue [86.04](#)
 laparotomy site [54.12](#)
 mediastinum [34.1](#)
 perineum (female) [71.09](#)
 male [86.04](#)
 popliteal space [86.04](#)
 scrotum [61.0](#)
 skin [86.04](#)
 space of Retzius [59.19](#)
 subcutaneous tissue [86.04](#)
 vagina (cuff) [70.14](#)
 episiotomy site [75.91](#)
 obstetrical NEC [75.92](#)
 hepatic ducts [51.59](#)
 hordeolum [08.09](#)
 hygroma --see also Incision, by site
 cystic [40.0](#)
 hymen [70.11](#)
 hypochondrium [54.0](#)
 intra-abdominal [54.19](#)
 hypophysis [07.72](#)
 iliac fossa [54.0](#)
 infratemporal fossa [27.0](#)

Incision (and drainage) ---Cont.

ingrown nail [86.09](#)
 intestine [45.00](#)
 large [45.03](#)
 small [45.02](#)
 intracerebral [01.39](#)
 intracranial (epidural space) (extradural space) [01.24](#)
 subarachnoid or subdural space [01.31](#)
 intraperitoneal [54.19](#)
 ischiorectal tissue [49.02](#)
 abscess [49.01](#)
 joint structures--see also Arthrotomy
 [80.10](#)
 kidney [55.01](#)
 pelvis [55.11](#)
 labia [71.09](#)
 lacrimal
 canaliculus [09.52](#)
 gland [09.0](#)
 passage NEC [09.59](#)
 punctum [09.51](#)
 sac [09.53](#)
 larynx NEC [31.3](#)
 ligamentum flavum (spine) --omit code
 liver [50.0](#)
 lung [33.1](#)
 lymphangioma [40.0](#)
 lymphatic structure (channel) (node) (vessel)
 [40.0](#)
 mastoid [20.21](#)
 mediastinum [34.1](#)
 meibomian gland [08.09](#)
 meninges (cerebral) [01.31](#)
 spinal [03.09](#)
 midpalmar space [82.04](#)
 mouth NEC [27.92](#)
 floor [27.0](#)
 muscle [83.02](#)
 with division [83.19](#)
 hand [82.19](#)
 hand [82.02](#)
 with division [82.19](#)
 myocardium [37.11](#)
 nailbed or nailfold [86.09](#)
 nasolacrimal duct (stricture) [09.59](#)
 neck [86.09](#)
 nerve (cranial) (peripheral) NEC [04.04](#)
 root (spinal) [03.1](#)
 nose [21.1](#)
 omentum [54.19](#)
 orbit --see also Orbitotomy [16.09](#)
 ovary [65.09](#)
 laparoscopic [65.01](#)
 palate [27.1](#)
 palmar space (middle) [82.04](#)
 pancreas [52.09](#)
 pancreatic sphincter [51.82](#)
 endoscopic [51.85](#)

Incision (and drainage) ---Cont.

parapharyngeal (oral) (transcervical) [28.0](#)
 paronychia [86.09](#)
 parotid
 gland or duct [26.0](#)
 space [27.0](#)
 pelvirectal tissue [48.81](#)
 penis [64.92](#)
 perianal (skin) (tissue) [49.02](#)
 abscess [49.01](#)
 perigastric [54.19](#)
 perineum (female) [71.09](#)
 male [86.09](#)
 peripheral vessels
 lower limb
 artery [38.08](#)
 vein [38.09](#)
 upper limb (artery) (vein) [38.03](#)
 periprostatic tissue [60.81](#)
 perirectal tissue [48.81](#)
 perirenal tissue [59.09](#)
 perisplenic [54.19](#)
 peritoneum [54.95](#)
 by laparotomy [54.19](#)
 pelvic (female) [70.12](#)
 male [54.19](#)
 periureteral tissue [59.09](#)
 periurethral tissue [58.91](#)
 perivesical tissue [59.19](#)
 petrous pyramid (air cells) (apex)
 (mastoid) [20.22](#)
 pharynx, pharyngeal (bursa) [29.0](#)
 space, lateral [27.0](#)
 pilonidal sinus (cyst) [86.03](#)
 pineal gland [07.52](#)
 pituitary (gland) [07.72](#)
 pleura NEC [34.09](#)
 popliteal space [86.09](#)
 postzygomatic space [27.0](#)
 pouch of Douglas [70.12](#)
 prostate (perineal approach)
 (transurethral approach) [60.0](#)
 pterygopalatine fossa [27.0](#)
 pulp canal (tooth) [24.0](#)
 Rathke's pouch [07.72](#)
 rectovaginal septum [48.81](#)
 rectum [48.0](#)
 stricture [48.91](#)
 renal pelvis [55.11](#)
 retroperitoneum [54.0](#)
 retropharyngeal (oral) (transcervical) [28.0](#)
 salivary gland or duct [26.0](#)
 sclera [12.89](#)
 scrotum [61.0](#)
 sebaceous cyst [86.04](#)
 seminal vesicle [60.72](#)
 sinus --see Sinusotomy
 Skene's duct or gland [71.09](#)

Incision (and drainage) ---Cont.

skin [86.09](#)
 with drainage [86.04](#)
 breast [85.0](#)
 cardiac pacemaker pocket, new site
 [37.79](#)
 ear [18.09](#)
 nose [21.1](#)
 subcutaneous tunnel for pulse generator
 lead wire [86.99](#)
 with initial procedure --omit code
 thalamic stimulator pulse generator
 pocket, new site [86.09](#)
 with initial insertion of battery
 package --omit code
 tunnel, subcutaneous for pulse
 generator lead wire [86.99](#)
 with initial procedure --omit code
 skull (bone) [01.24](#)
 soft tissue NEC [83.09](#)
 with division [83.19](#)
 hand [82.19](#)
 hand [82.09](#)
 with division [82.19](#)
 space of Retzius [59.19](#)
 spermatic cord [63.93](#)
 sphincter of Oddi [51.82](#)
 endoscopic [51.85](#)
 spinal
 cord [03.09](#)
 nerve root [03.1](#)
 spleen [41.2](#)
 stomach [43.0](#)
 styte [08.09](#)
 subarachnoid space, cerebral [01.31](#)
 subcutaneous tissue [86.09](#)
 with drainage [86.04](#)
 tunnel
 esophageal [42.86](#)
 with anastomosis --see Anastomosis,
 esophagus, antesternal
 pulse generator lead wire [86.99](#)
 with initial procedure --omit code
 subdiaphragmatic space [54.19](#)
 subdural space, cerebral [01.31](#)
 sublingual space [27.0](#)
 submandibular space [27.0](#)
 submaxillary [86.09](#)
 with drainage [86.04](#)
 submental space [27.0](#)
 subphrenic space [54.19](#)
 supraclavicular fossa [86.09](#)
 with drainage [86.04](#)
 sweat glands, skin [86.04](#)
 temporal pouches [27.0](#)
 tendon (sheath) [83.01](#)
 with division [83.13](#)
 hand [82.11](#)
 hand [82.01](#)

Incision (and drainage) -tendon ---Cont.

- with division [82.11](#)
 - testis [62.0](#)
 - thenar space [82.04](#)
 - thymus (open) (other) [07.92](#)
 - thoracoscopic 07.95
 - thyroid (field) (gland) NEC [06.09](#)
 - postoperative [06.02](#)
 - tongue NEC [25.94](#)
 - for tongue tie [25.91](#)
 - tonsil [28.0](#)
 - trachea NEC [31.3](#)
 - tunica vaginalis [61.0](#)
 - umbilicus [54.0](#)
 - urachal cyst [54.0](#)
 - ureter [56.2](#)
 - urethra [58.0](#)
 - uterus (corpus) [68.0](#)
 - cervix [69.96](#)
 - for termination of pregnancy [74.91](#)
 - septum (congenital) [68.22](#)
 - uvula [27.71](#)
 - vagina (cuff) (septum) (stenosis) [70.14](#)
 - for
 - incisional hematoma (episiotomy) [75.91](#)
 - obstetrical hematoma NEC [75.92](#)
 - pelvic abscess [70.12](#)
 - vas deferens [63.6](#)
 - vein [38.00](#)
 - abdominal [38.07](#)
 - head and neck NEC [38.02](#)
 - intracranial NEC [38.01](#)
 - lower limb [38.09](#)
 - thoracic NEC [38.05](#)
 - upper limb [38.03](#)
 - vertebral column [03.09](#)
 - vulva [71.09](#)
 - obstetrical [75.92](#)
 - web, esophageal [42.01](#)
- Incudectomy** NEC [19.3](#)
- with
 - stapedectomy--*see also* Stapedectomy [19.19](#)
 - tympaanoplasty --*see* Tympanoplasty
- Incudopexy** [19.19](#)
- Incudostapediopexy** [19.19](#)
- with incus replacement [19.11](#)
- Indentation, sclera, for buckling**
- see also* Buckling, scleral [14.49](#)
- Indicator dilution flow measurement** [89.68](#)
- Induction**
- abortion
 - by
 - D and C [69.01](#)
 - insertion of prostaglandin suppository [96.49](#)
 - intra-amniotic injection (prostaglandin) (saline) [75.0](#)

Induction ---Cont

- labor
 - medical [73.4](#)
 - surgical [73.01](#)
 - intra- and extra-amniotic injection [73.1](#)
 - stripping of membranes [73.1](#)
- Inflation**
- belt wrap [93.99](#)
 - Eustachian tube [20.8](#)
 - fallopian tube [66.8](#)
 - with injection of therapeutic agent [66.95](#)
- Infolding, sclera, for buckling**
- see also* Buckling, scleral [14.49](#)
- Infraction, turbinates (nasal)** [21.62](#)
- Infundibulectomy**
- hypophyseal --*see also* Hypophysectomy, partial [07.63](#)
 - ventricle (heart) (right) [35.34](#)
 - in total repair of tetralogy of Fallot [35.81](#)
- Infusion (intra-arterial) (intravenous) with**
- disruption of blood brain barrier [BBBD] [00.19](#)
- 4-Factor Prothrombin Complex Concentrate** [00.96](#)
- Abciximab [99.20](#)
 - antibiotic
 - oxazolidinone class [00.14](#)
 - antineoplastic agent (chemotherapeutic) [99.25](#)
 - biological response modifier [BRM] [99.28](#)
 - cintridekin besudotox [99.28](#)
 - CLO 17.70
 - clofarabine [17.70](#)
 - CLOLAR® [17.70](#)
 - high-dose interleukin-2 [00.15](#)
 - low-dose interleukin-2 [99.28](#)
 - biological response modifier [BRM], antineoplastic agent [99.28](#)
 - cintridekin besudotox [99.28](#)
 - high-dose interleukin-2 [00.15](#)
 - low-dose interleukin-2 [99.28](#)
 - cancer chemotherapy agent NEC [99.25](#)
 - cintridekin besudotox [99.28](#)
 - CLO [17.70](#)
 - clofarabine [17.70](#)
 - CLOLAR® [17.70](#)
 - drotrecogin alfa (activated) [00.11](#)
 - electrolytes [99.18](#)
 - enzymes, thrombolytic (streptokinase) (tissue plasminogen activator) (TPA) (urokinase)
 - direct coronary artery [36.04](#)
 - intravenous [99.10](#)
 - Eptifibatide [99.20](#)
 - gamma globulin [99.14](#)
 - glucarpidase [00.95](#)

Infusion---Cont.

GP IIB/IIIa inhibitor [99.20](#)
 hormone substance NEC [99.24](#)
 human B-type natriuretic peptide(hBNP)
[00.13](#)
IgG (immunoglobulin) [99.14](#)
immunoglobulin (IgG) (IVIg) (IVIg) [99.14](#)
 immunosuppressive antibody therapy
[00.18](#)
 interleukin-2
 high-dose [00.15](#)
 low-dose [99.28](#)
IVIg (immunoglobulin) (IVIg) [99.14](#)
Kcentra™ [00.96](#)
lymphocyte [99.09](#)
 nesiritide [00.13](#)
 neuroprotective agent [99.75](#)
 nimodipine [99.75](#)
 nutritional substance --see Nutrition
 platelet inhibitor
 direct coronary artery [36.04](#)
 intravenous [99.20](#)
 Proleukin (low-dose) [99.28](#)
 high-dose [00.15](#)
 prophylactic substance NEC [99.29](#)
 radioisotope (liquid brachytherapy)
 (liquid I-125) [92.20](#)
 radioimmunoconjugate [92.28](#)
 radioimmunotherapy [92.28](#)
 recombinant protein [00.11](#)
 reteplase [99.10](#)
 therapeutic substance NEC [99.29](#)
 thrombolytic agent (enzyme)(streptokinase)
[99.10](#)
 with percutaneous transluminal
 angioplasty

Note: Also use [00.40](#), [00.41](#), [00.42](#),
 or [00.43](#) to show the total
 number of vessels treated.

coronary (single vessel) [36.02](#)
 multiple vessels [36.05](#)
 non-coronary vessel(s) [39.50](#)
 specified site NEC [39.50](#)
 direct intracoronary artery [36.04](#)
 tirofiban (HCL) [99.20](#)
 vaccine
 tumor [99.28](#)
 vasopressor [00.17](#)
Voraxaze® [00.95](#)
Injection (into) (hypodermically)
 (intramuscularly) (intravenously)
 (acting locally or systemically)
 Actinomycin D, for cancer chemotherapy
[99.25](#)
 adhesion barrier substance [99.77](#)
 alcohol
 nerve --see Injection, nerve
 spinal [03.8](#)

Injection---Cont.

anterior chamber, eye (air) (liquid)
 (medication) [12.92](#)
 antibiotic [99.21](#)
 oxazolidinone class [00.14](#)
 anticoagulant [99.19](#)
 anti-D (Rhesus) globulin [99.11](#)
 antidote NEC [99.16](#)
 anti-infective NEC [99.22](#)
 antineoplastic agent (chemotherapeutic)
 NEC [99.25](#)
 biological response modifier [BRM]
 [99.28](#)
 cintredekin besudotox [99.28](#)
 high-dose interleukin-2 [00.15](#)
 low-dose interleukin-2 [99.28](#)
 antivenin [99.16](#)
 barrier substance, adhesion [99.77](#)
 BCG
 for chemotherapy [99.25](#)
 vaccine [99.33](#)
 biological response modifier [BRM],
 antineoplastic agent [99.28](#)
 cintredekin besudotox [99.28](#)
 high-dose interleukin-2 [00.15](#)
 low-dose interleukin-2 [99.28](#)
 bone marrow [41.92](#)
 transplant --see Transplant, bone, marrow
 breast (therapeutic agent) [85.92](#)
 inert material (silicone) (bilateral) [85.52](#)
 unilateral [85.51](#)
 bursa (therapeutic agent) [83.96](#)
 hand [82.94](#)
 cancer chemotherapeutic agent [99.25](#)
 caudal --see Injection, spinal
 cintredekin besudotox [99.28](#)
 cortisone [99.23](#)
 costochondral junction [81.92](#)
 dinoprost-tromethine, intra-amniotic [75.0](#)
 disc, intervertebral (herniated) [80.52](#)
 ear, with alcohol [20.72](#)
 electrolytes [99.18](#)
 enzymes, thrombolytic (streptokinase)
 (tissue plasminogen activator) (TPA)
 (urokinase)
 direct coronary artery [36.04](#)
 intravenous [99.10](#)
 epidural, spinal --see Injection, spinal
 esophageal varices or blood vessel
 (endoscopic) (sclerosing agent) [42.33](#)
 Eustachian tube (inert material) [20.8](#)
 eye (orbit) (retrobulbar) [16.91](#)
 anterior chamber [12.92](#)
 subconjunctival [10.91](#)
 fascia [83.98](#)
 hand [82.96](#)
 gamma globulin [99.14](#)
 ganglion, sympathetic [05.39](#)
 ciliary [12.79](#)

Injection --ganglion--Cont.

paravertebral stellate [05.39](#)
 gel, adhesion barrier --see Injection,
 adhesion barrier substance
 globulin
 anti-D (Rhesus) [99.11](#)
 gamma [99.14](#)
 Rh immune [99.11](#)
 glucarpidase [00.95](#)
 heart [37.92](#)
 heavy metal antagonist [99.16](#)
 hemorrhoids (sclerosing agent) [49.42](#)
 hormone NEC [99.24](#)
 human B-type natriuretic peptide (hBNP)
 [00.13](#)
 IgG (immunoglobulin) [99.14](#)
 immune sera [99.14](#)
 immunoglobulin (IgG) (IVIG) (IVig) [99.14](#)
 inert material --see Implant, inert material
 inner ear, for destruction [20.72](#)
 insulin [99.17](#)
 intervertebral space for herniated disc
 [80.52](#)
 intra-amniotic
 for induction of
 abortion [75.0](#)
 labor [73.1](#)
 intrathecal --see Injection, spinal
 IVIG (immunoglobulin) (IVig) [99.14](#)
 joint (therapeutic agent) [81.92](#)
 temporomandibular [76.96](#)
 kidney (cyst) (therapeutic substance) NEC
 [55.96](#)
 larynx [31.0](#)
 ligament (joint)(therapeutic substance) [81.92](#)
 liver [50.94](#)
 lung, for surgical collapse [33.32](#)
 Methotrexate, for cancer chemotherapy
 [99.25](#)
 nerve (cranial) (peripheral) [04.80](#)
 agent NEC [04.89](#)
 alcohol [04.2](#)
 anesthetic for analgesia [04.81](#)
 for operative anesthesia --omit code
 neurolytic [04.2](#)
 phenol [04.2](#)
 laryngeal (external) (recurrent)
 (superior) [31.91](#)
 optic [16.91](#)
 sympathetic [05.39](#)
 alcohol [05.32](#)
 anesthetic for analgesia [05.31](#)
 neurolytic agent [05.32](#)
 phenol [05.32](#)
 nesiritide [00.13](#)
 neuroprotective agent [99.75](#)
 nimodipine [99.75](#)
 orbit [16.91](#)
 pericardium [37.93](#)

Injection ---Cont.

peritoneal cavity
 air [54.96](#)
 locally-acting therapeutic substance
 [54.97](#)
 platelet inhibitor
 direct coronary artery [36.04](#)
 intravenous [99.20](#)
 prophylactic substance NEC [99.29](#)
 prostate [60.92](#)
 radioimmunoconjugate [92.28](#)
 radioimmunotherapy [92.28](#)
 radioisotopes (intracavitary) (intravenous)
 [92.28](#)
 renal pelvis (cyst) [55.96](#)
 retrobulbar (therapeutic substance) [16.91](#)
 for anesthesia --omit code
 Rh immune globulin [99.11](#)
 RhoGAM [99.11](#)
 sclerosing agent NEC [99.29](#)
 esophageal varices (endoscopic) [42.33](#)
 hemorrhoids [49.42](#)
 pleura [34.92](#)
 treatment of malignancy (cytotoxic agent)
 [34.92](#) [[99.25](#)]
 with tetracycline [34.92](#) [[99.21](#)]
 varicose vein [39.92](#)
 vein NEC [39.92](#)
 semicircular canals, for destruction [20.72](#)
 silicone --see Implant, inert material
 skin (sclerosing agent) (filling material)
 [86.02](#)
 soft tissue [83.98](#)
 hand [82.96](#)
 spinal (canal) NEC [03.92](#)
 alcohol [03.8](#)
 anesthetic agent for analgesia [03.91](#)
 for operative anesthesia --omit code
 contrast material (for myelogram) [87.21](#)
 destructive agent NEC [03.8](#)
 neurolytic agent NEC [03.8](#)
 phenol [03.8](#)
 proteolytic enzyme (chymodiactin)
 (chymopapain) [80.52](#)
 saline (hypothermic) [03.92](#)
 steroid NEC [03.92](#)
 spinal nerve root (intrathecal)
 --see Injection, spinal
 steroid NEC [99.23](#)
 subarachnoid, spinal --see Injection, spinal
 subconjunctival [10.91](#)
 tendon [83.97](#)
 hand [82.95](#)
 testis [62.92](#)
 therapeutic agent NEC [99.29](#)
 thoracic cavity [34.92](#)
 thrombolytic agent (enzyme)(streptokinase)
 [99.10](#)
 with percutaneous transluminal angioplasty

Injection-thrombolytic---Cont.

Note: Also use [00.40](#), [00.41](#), [00.42](#), or [00.43](#) to show the total number of vessels treated.

- coronary [00.66](#)
- non coronary vessels [39.50](#)
- specified site NEC [39.50](#)
- direct intracoronary artery [36.04](#)
- trachea [31.94](#)
- tranquilizer [99.26](#)
- tunica vaginalis (with aspiration) [61.91](#)
- tympanum [20.94](#)
- urethra (inert material)
 - for repair of urinary stress incontinence
 - collagen implant [59.72](#)
 - endoscopic injection of implant [59.72](#)
 - fat implant [59.72](#)
 - polytef implant [59.72](#)
- vaccine
 - tumor [99.28](#)
- varices, esophagus (endoscopic)
 - (sclerosing agent) [42.33](#)
- varicose vein (sclerosing agent) [39.92](#)
- esophagus (endoscopic) [42.33](#)
- vestibule, for destruction [20.72](#)
- vitreous substitute (silicone) [14.75](#)
- for reattachment of retina [14.59](#)
- vocal cords [31.0](#)
- Voraxaze® [00.95](#)

Inlay, tooth [23.3](#)

Inoculation

- antitoxins --see Administration, antitoxins
- toxoids --see Administration, toxoids
- vaccine --see Administration, vaccine

Insemination, artificial [69.92](#)

Insertion

- airway
 - esophageal obturator [96.03](#)
 - nasopharynx [96.01](#)
 - oropharynx [96.02](#)
- Allen-Brown cannula [39.93](#)
- antimicrobial envelope [17.81](#)
- aqueous drainage device (shunt) (stent) [12.67](#)
- arch bars (orthodontic) [24.7](#)
 - for immobilization (fracture) [93.55](#)
- atrial septal umbrella [35.52](#)
- Austin-Moore prosthesis [81.52](#)
- affle, heart (atrial) (interatrial)
 - (intra-atrial) [35.91](#)
- bag, cervix (nonobstetrical) [67.0](#)
 - after delivery or abortion [75.8](#)
 - to assist delivery or induce labor [73.1](#)
- Baker's (tube) (for stenting) [46.85](#)
- balloon
 - gastric [44.93](#)
 - heart (pulsation-type) (Kantrowitz) [37.61](#)

Insertion -balloon ---Cont

- intestine (for decompression)
 - (for dilation) [46.85](#)
 - with insertion of colonic stent
 - endoscopic [46.86](#)
 - other [46.87](#)
- band (adjustable)
 - gastric, laparoscopic [44.95](#)
 - Lap-Band™ [44.95](#)
- Barton's tongs (skull) (with synchronous skeletal traction) [02.94](#)
- bipolar endoprosthesis (femoral head) [81.52](#)
- Blakemore-Sengstaken tube [96.06](#)
- bone growth stimulator (invasive)
 - (percutaneous) (semi-invasive) --see category [78.9](#)
- bone morphogenetic protein (Infuse™)
 - (OP-1™) (recombinant) (rhBMP) [84.52](#)
- bone void filler [84.55](#)
 - that with percutaneous vertebral augmentation [81.66](#)
 - that with percutaneous vertebroplasty [81.65](#)
- bougie, cervix, nonobstetrical [67.0](#)
 - to assist delivery or induce labor [73.1](#)
- breast implant (for augmentation) (bilateral)
 - [85.54](#)
 - unilateral [85.53](#)
- bridge (dental) (fixed) [23.42](#)
 - removable [23.43](#)
- bubble (balloon), stomach [44.93](#)
- caliper tongs (skull) (with synchronous skeletal traction) [02.94](#)
- cannula
 - Allen-Brown [39.93](#)
 - for extracorporeal membrane oxygenation (ECMO) --omit code
 - nasal sinus (by puncture) [22.01](#)
 - through natural ostium [22.02](#)
 - pancreatic duct [52.92](#)
 - endoscopic [52.93](#)
 - vessel to vessel [39.93](#)
- cardiac resynchronization device
 - defibrillator (biventricular defibrillator)
 - (BiV ICD) (BiV pacemaker with defibrillator) (BiV pacing with defibrillator) (CRT-D) (device and one or more leads) (total system) [00.51](#)
 - left ventricular coronary venous lead only [00.52](#)
 - pulse generator only [00.54](#)
 - pacemaker (biventricular pacemaker) (BiV pacemaker) (CRT-P) (device and one or more leads) (total system) [00.50](#)
 - left ventricular coronary venous lead only [00.52](#)
 - pulse generator only [00.53](#)
- cardiac support device (CSD) (CorCap™) [37.41](#)

**Insertion** –cardiac resynchronization device

---Cont.

carotid artery stent(s)(stent graft) [\(00.63\)](#)

Note: Also use [00.40](#), [00.41](#), [00.42](#), [or 00.43](#) to show the total number of vessels treated. Use code [00.44](#) once to show procedure on a bifurcated vessel. In addition, use [00.45](#), [00.46](#), [00.47](#), or [00.48](#) to show the number of vascular stents inserted.

catheter

abdomen of fetus, for intrauterine transfusion [75.2](#)anterior chamber (eye), for permanent drainage (glaucoma) [12.79](#)artery [38.91](#)bile duct(s) [51.59](#)common [51.51](#)endoscopic [51.87](#)endoscopic [51.87](#)bladder, indwelling [57.94](#)suprapubic [57.18](#)percutaneous (closed) [57.17](#)bronchus [96.05](#)with lavage [96.56](#)central venous NEC [38.93](#)

for

hemodialysis [38.95](#)pressure monitoring [89.62](#)peripherally inserted central catheter (PICC) [38.93](#)**with guidance** [38.97](#)chest [34.04](#)revision (with lysis of adhesions) [34.04](#)thoracoscopic [34.06](#)thoracoscopic [34.06](#)cranial cavity [01.26](#)placement via burr hole(s) [01.28](#)esophagus (nonoperative) [96.06](#)permanent tube [42.81](#)intercostal (with water seal), for drainage [34.04](#)revision (with lysis of adhesions) [34.04](#)thoracoscopic [34.06](#)thoracoscopic [34.06](#)intracerebral [01.26](#)placement via burr hole(s) [01.28](#)**NeuroFlo™ (partial abdominal aorta occlusion)** [39.77](#)

spinal canal space (epidural)

(subarachnoid) (subdural) for infusion of therapeutic or palliative substances [03.90](#)**Insertion** –catheter ---Cont.Swan-Ganz (pulmonary) [89.64](#)**temporary occlusion, abdominal aorta** [39.77](#)transtracheal for oxygenation [31.99](#)vein NEC [38.93](#)for renal dialysis [38.95](#)chest tube [34.04](#)thoracoscopic [34.06](#)

cholechohepatic tube (for

decompression) [51.43](#)endoscopic [51.87](#)

circulatory support device

CentriMag® [37.62](#)

external heart assist device

biventricular [37.60](#)Impella® [37.68](#)percutaneous [37.68](#)temporary [37.62](#)non-implantable [37.62](#)pVAD (percutaneous VAD) [37.68](#)TandemHeart® [37.68](#)temporary non-implantable circulatory assist device [37.62](#)

cochlear prosthetic device --see Implant, cochlear prosthetic device

contraceptive device (intrauterine) [69.7](#)CorCap™ [37.41](#)cordis cannula [54.98](#)

coronary (artery)

Note: Also use [00.40](#), [00.41](#), [00.42](#), [or 00.43](#) to show the total number of vessels treated. Use

code [00.44](#) once to show procedure on a bifurcated vessel. In addition, use [00.45](#),[00.46](#), [00.47](#), or [00.48](#) to show the number of vascular stents inserted.stent, drug-eluting [36.07](#)stent, non-drug-eluting [36.06](#)Crosby-Cooney button [54.98](#)

CRT-D (biventricular defibrillator) (BIV ICD)

(BIV pacemaker with defibrillator) (BIV

pacing with defibrillator) (cardiac

resynchronization defibrillator)

(device and one or more leads) [00.51](#)left ventricular coronary venous lead only [00.52](#)pulse generator only [00.54](#)

CRT-P (biventricular pacemaker) (BIV

pacemaker) (cardiac resynchronization

pacemaker) (device and one or more

leads) [00.50](#)

left ventricular coronary venous lead only

[00.52](#)pulse generator only [00.53](#)

Insertion ---Cont.

Crutchfield tongs (skull) (with synchronous skeletal traction) [02.94](#)
 Davidson button [54.98](#)
 denture (total) [99.97](#)
 device
 adjustable gastric band and port [44.95](#)
 bronchial device NOS [33.79](#)
 bronchial substance NOS [33.79](#)
 bronchial valve(s)
 multiple lobes [33.73](#)
 single lobe [33.71](#)
 cardiac resynchronization --see Insertion,
 cardiac resynchronization device
 cardiac support device (CSD) [37.41](#)
 CorCap™ [37.41](#)
 epicardial support device [37.41](#)
 Lap-Band™ [44.95](#)
 left atrial appendage [37.90](#)
 left atrial filter [37.90](#)
 left atrial occluder [37.90](#)
 MitraClip mitral leaflet clip [35.97](#)
 prosthetic cardiac support device [37.41](#)
 sternal fixation device with rigid plates
 [84.94](#)
 vascular access [86.07](#)
 ventricular support device [37.41](#)
 diaphragm, vagina [96.17](#)
 drainage tube
 kidney [55.02](#)
 pelvis [55.12](#)
 renal pelvis [55.12](#)
 Dynesys® 84.82
 elbow prosthesis (total) [81.84](#)
 revision [81.97](#)
 electrode(s)
 bone growth stimulator (invasive)
 (percutaneous) (semi-invasive)
 --see category [78.9](#)
 brain [02.93](#)
 depth [02.93](#)
 foramen ovale [02.93](#)
 sphenoidal [02.96](#)
 depth [02.93](#)
 foramen ovale [02.93](#)
 gastric [04.92](#)
 heart (initial) (transvenous) [37.70](#)
 atrium (initial) [37.73](#)
 replacement [37.76](#)
 atrium and ventricle (initial) [37.72](#)
 replacement [37.76](#)
 epicardium (sternotomy or
 thoracotomy approach) [37.74](#)
 left ventricular coronary venous
 system [00.52](#)
 temporary transvenous pacemaker
 system [37.78](#)
 during and immediately following
 cardiac surgery [39.64](#)

Insertion -electrode(s)-heart ---Cont.

ventricle (initial) [37.71](#)
 replacement [37.76](#)
 intracranial [02.93](#)
 osteogenic (for bone growth
 stimulation) --see category [78.9](#)
 peripheral nerve [04.92](#)
 sacral nerve [04.92](#)
 sphenoidal [02.96](#)
 spine [03.93](#)
 electroencephalographic receiver --see
 Implant, electroencephalographic
 receiver, by site
 electronic stimulator --see Implant, electronic
 stimulator, by site
 electrostimulator --see Implant, electronic
 stimulator, by site
 endograft(s), endovascular graft(s)
 endovascular, abdominal aorta [39.71](#)
 fenestrated (branching) [39.78](#)
 endovascular, head and neck vessels
 [39.72](#)
 endovascular, other vessels (for
 aneurysm) [39.79](#)
 endovascular, thoracic aorta [39.73](#)
 endoprosthesis
 bile duct [51.87](#)
 femoral head (bipolar) [81.52](#)
 pancreatic duct [52.93](#)
 envelope, antimicrobial [17.81](#)
 epidural pegs [02.93](#)
 external fixation device (bone) --see
 category [78.1](#)
 eye valve implant [12.67](#)
 facial bone implant (alloplastic)
 (synthetic) [76.92](#)
 filling material, skin (filling of defect)
 [86.02](#)
 filter
 vena cava (inferior) (superior) (transvenous)
 [38.7](#)
 fixator, mini device (bone)
 --see category [78.1](#)
 frame (stereotactic)
 for radiosurgery [93.59](#)
 Gardner Wells tongs (skull) (with
 synchronous skeletal traction) [02.94](#)
 gastric bubble (balloon) [44.93](#)
 globe, into eye socket [16.69](#)
 Greenfield filter [38.7](#)
 halo device (skull) (with synchronous
 skeletal traction) [02.94](#)
 Harrington rod --see also Fusion, spinal, by
 level
 with dorsal, dorsolumbar fusion [81.05](#)
 Harris pin [79.15](#)
 heart
 assist system --see Implant, heart
 assist system

Insertion -heart ---*Cont.*

cardiac support device (CSD) [37.41](#)
 circulatory assist system --see Implant,
 heart assist system
 CorCap™ [37.41](#)
 epicardial support device [37.41](#)
 Impella® [37.68](#)
 pacemaker --see Insertion, pacemaker,
 cardiac
 prosthetic cardiac support device [37.41](#)
 pump (Kantrowitz) [37.62](#)
 valve --see Replacement, heart valve
 ventricular support device [37.41](#)
 hip prosthesis (partial) [81.52](#)
 revision NOS [81.53](#)
 acetabular and femoral components
 (total) [00.70](#)
 acetabular component only [00.71](#)
 acetabular liner and/or femoral
 head only [00.73](#)
 femoral component only [00.72](#)
 femoral head only and/or acetabular
 liner [00.73](#)
 partial
 acetabular component only [00.71](#)
 acetabular liner and/or femoral
 head only [00.73](#)
 femoral component only [00.72](#)
 femoral head only and/or
 acetabular liner [00.73](#)
 total (acetabular and femoral
 components) [00.70](#)
 total [81.51](#)
 revision
 acetabular and femoral components
 (total) [00.70](#)
 total (acetabular and femoral
 components) [00.70](#)
 Holter valve [02.22](#)
 Hufnagel valve --see Replacement,
 heart valve
 implant --see Insertion, prosthesis
 infusion pump [86.06](#)
 interbody spinal fusion device [84.51](#)
 intercostal catheter (with water seal)
 for drainage [34.04](#)
 revision (with lysis of adhesions) [34.04](#)
 thoracoscopic [34.06](#)
 intra-arterial blood gas monitoring system
[89.60](#)
 intrauterine
 contraceptive device [69.7](#)
 radium (intracavitary) [69.91](#)
 tamponade (nonobstetric) [69.91](#)
 Kantrowitz
 heart pump [37.62](#)
 pulsation balloon (phase-shift) [37.61](#)
 keratoprosthesis [11.73](#)
 King-Mills umbrella device (heart) [35.52](#)

Insertion ---*Cont.*

Kirschner wire [93.44](#)
 with reduction of fracture or dislocation
 --see Reduction, fracture and
 Reduction, dislocation
 knee prosthesis (partial (total) [81.54](#)
 revision NOS [81.55](#)
 femoral component [00.82](#)
 partial
 femoral component [00.82](#)
 patellar component [00.83](#)
 tibial component [00.81](#)
 tibial insert [00.84](#)
 patellar component [00.83](#)
 tibial component [00.81](#)
 tibial insert [00.84](#)
 total (all components) [00.80](#)
 Lap-Band™ [44.95](#)
 laminaria, cervix [69.93](#)
 larynx, valved tube [31.75](#)
 leads --see Insertion, electrode(s)
 lens, prosthetic (intraocular) [13.70](#)
 with cataract extraction, one-stage
 secondary (subsequent to cataract
 extraction) [13.72](#)
 limb lengthening device, internal, NOS
[84.54](#)
 with kinetic distraction [84.53](#)
 loop recorder [37.79](#)
 M-Brace™ 84.82
 metal staples into epiphyseal plate --see
 also Stapling, epiphyseal plate [78.20](#)
 minifixator device (bone)
 --see category [78.1](#)
 Mobitz-Uddin umbrella, vena cava [38.7](#)
 mold, vagina [96.15](#)
 Moore (cup) [81.52](#)
 myringotomy device (button) (tube) [20.01](#)
 with intubation [20.01](#)
 nasobiliary drainage tube (endoscopic)
[51.86](#)
 nasogastric tube
 for
 decompression, intestinal [96.07](#)
 feeding [96.6](#)
 naso-intestinal tube [96.08](#)
 nasolacrimal tube or stent [09.44](#)
 nasopancreatic drainage tube (endoscopic)
[52.97](#)
 neuropacemaker --see Implant,
 neurostimulator, by site
 neurostimulator --see Implant,
 neurostimulator, by site

Insertion ---Cont.

non-coronary vessel
stent(s) (stent graft)

Note: Also use [00.40](#), [00.41](#), [00.42](#),
[or 00.43](#) to show the total
number of vessels treated.
Use code [00.44](#) once to show
procedure on a bifurcated
vessel. In addition, use [00.45](#),
[00.46](#), [00.47](#), or [00.48](#) to
show the number of vascular
stents inserted.

with

angioplasty [39.50](#)
atherectomy [17.56](#)
bypass --omit code

basilar [00.64](#)
carotid [00.63](#)
extracranial [00.64](#)
intracranial [00.65](#)
peripheral [39.90](#)
bare, drug-coated [39.90](#)
drug-eluting [00.55](#)
vertebral [00.64](#)

non-invasive (transcutaneous) (surface)
stimulator [99.86](#)

obturator (orthodontic) [24.7](#)

ocular implant

with synchronous
enucleation [16.42](#)
with muscle attachment to implant
[16.41](#)
evisceration [16.31](#)
following or secondary to
enucleation [16.61](#)
evisceration [16.61](#)

Ommaya reservoir [02.22](#)

orbital implant (stent) (outside muscle cone)
[16.69](#)

with orbitotomy [16.02](#)
orthodontic appliance (obturator) (wiring)
[24.7](#)

outflow tract prosthesis (gusset type) (heart)
in

pulmonary valvuloplasty [35.26](#)
total repair of tetralogy of Fallot [35.81](#)

pacemaker

brain --see Implant, neurostimulator, brain
cardiac (device) (initial) (permanent)
(replacement) [37.80](#)
dual-chamber device (initial) [37.83](#)
replacement [37.87](#)
during and immediately following
cardiac surgery [39.64](#)
resynchronization (biventricular
pacemaker) (BiV pacemaker)
(CRT-P) (device)

Insertion --pacemaker ---Cont.

device only (initial) (replacement)
[00.53](#)

total system (device and one or
more leads) [00.50](#)

transvenous lead into left ventricular
coronary venous system [00.52](#)

single-chamber device (initial) [37.81](#)

rate responsive [37.82](#)

replacement [37.85](#)

rate responsive [37.86](#)

temporary transvenous pacemaker
system [37.78](#)

during and immediately following
cardiac surgery [39.64](#)

carotid [39.89](#)

gastric [04.92](#)

heart--see Insertion, pacemaker, cardiac

intracranial --see Implant,
neurostimulator, intracranial

neural --see Implant, neurostimulator,
by site

peripheral nerve --see Implant,
neurostimulator, peripheral nerve

spine --see Implant, neurostimulator,
spine

pacing catheter --see Insertion,
pacemaker, cardiac

pack

auditory canal, external [96.11](#)

cervix (nonobstetrical) [67.0](#)

after delivery or abortion [75.8](#)

to assist delivery or induce labor [73.1](#)

rectum [96.19](#)

sella turcica [07.79](#)

vagina (nonobstetrical) [96.14](#)

after delivery or abortion [75.8](#)

palatal implant [27.64](#)

penile prosthesis (non-inflatable) (internal)
[64.95](#)

inflatable (internal) [64.97](#)

peridontal splint (orthodontic) [24.7](#)

peripheral blood vessel --see non-coronary
pessary

cervix [96.18](#)

to assist delivery or induce labor [73.1](#)

vagina [96.18](#)

pharyngeal valve, artificial [31.75](#)

port, vascular access [86.07](#)

prostaglandin suppository (for abortion)
[96.49](#)

prosthesis, prosthetic device

acetabulum (partial) [81.52](#)

hip [81.52](#)

revision NOS [81.53](#)

acetabular and femoral components
(total) [00.70](#)

acetabular component only [00.71](#)

- Insertion** -prosthesis -hip ---Cont.
 acetabular liner and/or femoral head only [00.73](#)
 femoral component only [00.72](#)
 femoral head only and/or acetabular liner [00.73](#)
 partial
 acetabular component only [00.71](#)
 acetabular liner and/or femoral head only [00.73](#)
 femoral component only [00.72](#)
 femoral head only and/or acetabular liner [00.73](#)
 total (acetabular and femoral components) [00.70](#)
 revision [81.53](#)
 ankle (total) [81.56](#)
 arm (bioelectric) (cineplastic) (kineplastic) [84.44](#)
 biliary tract [51.99](#)
 breast (bilateral) [85.54](#)
 unilateral [85.53](#)
 cardiac support device (CSD) (CorCap™) [37.41](#)
 chin (polyethylene) (silastic) [76.68](#)
 elbow (total) [81.84](#)
 revision [81.97](#)
 extremity (bioelectric) (cineplastic) (kineplastic) [84.40](#)
 lower [84.48](#)
 upper [84.44](#)
 fallopian tube [66.93](#)
 femoral head (Austin-Moore) (bipolar) (Eicher) (Thompson) [81.52](#)
 hip (partial) [81.52](#)
 revision NOS [81.53](#)
 acetabular and femoral components (total) [00.70](#)
 acetabular component only [00.71](#)
 acetabular liner and/or femoral head only [00.73](#)
 femoral component only [00.72](#)
 femoral head only and/or acetabular liner [00.73](#)
 partial
 acetabular component only [00.71](#)
 acetabular liner and/or femoral head only [00.73](#)
 femoral component only [00.72](#)
 femoral head only and/or acetabular liner [00.73](#)
 total (acetabular and femoral components) [00.70](#)
 total [81.51](#)
 revision
 acetabular and femoral components (total) [00.70](#)
 total (acetabular and femoral components) [00.70](#)
- Insertion** -prosthesis ---Cont.
 joint --see Arthroplasty
 knee (partial) (total) [81.54](#)
 revision NOS [81.55](#)
 femoral component [00.82](#)
 partial
 femoral component [00.82](#)
 patellar component [00.83](#)
 tibial component [00.81](#)
 tibial insert [00.84](#)
 patellar component [00.83](#)
 tibial component [00.81](#)
 tibial insert [00.84](#)
 total (all components) [00.80](#)
 leg (bioelectric) (cineplastic) (kineplastic) [84.48](#)
 lens [13.91](#)
 ocular (secondary) [16.61](#)
 with orbital exenteration [16.42](#)
 outflow tract (gusset type) (heart) in
 pulmonary valvuloplasty [35.26](#)
 total repair of tetralogy of Fallot [35.81](#)
 penis (internal) (noninflatable) [64.95](#)
 with
 construction [64.43](#)
 reconstruction [64.44](#)
 inflatable (internal) [64.97](#)
 Rosen (for urinary incontinence) [59.79](#)
 shoulder
 partial [81.81](#)
 revision [81.97](#)
 total, NEC [81.80](#)
 other [81.80](#)
 reverse [81.88](#)
 spine
 artificial disc, NOS [84.60](#)
 cervical [84.62](#)
 nucleus [84.61](#)
 partial [84.61](#)
 total [84.62](#)
 lumbar, lumbosacral [84.65](#)
 nucleus [84.64](#)
 partial [84.64](#)
 total [84.65](#)
 thoracic (partial)(total) [84.63](#)
 other device [84.59](#)
 testicular (bilateral) (unilateral) [62.7](#)
 toe [81.57](#)
 hallux valgus repair [77.59](#)
 vagina
 synthetic [70.95](#)
 pseudophakos --see also Insertion, lens [13.70](#)
 pump, infusion [86.06](#)
 radioactive isotope [92.27](#)
 radium [92.27](#)
 radon seeds [92.27](#)

Insertion –prosthesis ---Cont.

Reuter bobbin (with intubation) [20.01](#)
 Rickham reservoir [02.22](#)
 Rosen prosthesis (for urinary incontinence) [59.79](#)
 Scribner shunt [39.93](#)
 Sengstaken-Blakemore tube [96.06](#)
 sensor(lead)
 intra-aneurysm sac pressure monitoring device [00.58](#)
 intra-arterial, for continuous blood gas monitoring [89.60](#)
 intracardiac or great vessel hemodynamic monitoring
 with lead [00.56](#)
 without lead [38.26](#)
 shunt --see Shunt
 sieve, vena cava [38.7](#)
 skeletal muscle stimulator [83.92](#)
 skull
 plate [02.05](#)
 stereotactic frame [93.59](#)
 tongs (Barton) (caliper) (Gardner Wells) (Vinke) (with synchronous skeletal traction) [02.94](#)
 spacer (cement) (joint) (methylmethacrylate) [84.56](#)
 spine [84.51](#)
 sphenoidal electrodes [02.96](#)
 spine
 bone void filler
 that with percutaneous vertebral augmentation [81.66](#)
 that with percutaneous vertebroplasty [81.65](#)
 cage (BAK) [84.51](#)
 facet replacement device(s) [84.84](#)
 interbody spinal fusion device [84.51](#)
 interspinous process decompression device [84.80](#)
 non-fusion stabilization device --see category [84.8](#)
 pedicle-based dynamic stabilization device(s) [84.82](#)
 posterior motion preservation device(s) --see category [84.8](#)
 spacer [84.51](#)
 Spitz-Holter valve [02.2](#)
 Steinmann pin [93.44](#)
 with reduction of fracture or dislocation --see Reduction, fracture and Reduction, dislocation
 stent(s) (stent graft)
 aqueous drainage [12.67](#)
 artery (bare) (bonded) (drug coated) (non-drug-eluting)

Insertion –stent(s) ---Cont.

Note: Also use [00.40](#), [00.41](#), [00.42](#), or [00.43](#) to show the total number of vessels treated. Use code [00.44](#) once to show procedure on a bifurcated vessel. In addition, use [00.45](#), [00.46](#), [00.47](#), or [00.48](#) to show the number of vascular stents inserted.

basilar [00.64](#)
 carotid [00.63](#)
 cerebrovascular
 cerebral (intracranial) [00.65](#)
 precerebral (extracranial) [00.64](#)
 carotid [00.63](#)
 coronary (bare) (bonded) (drug coated) (non-drug-eluting) [36.06](#)
 drug-eluting [36.07](#)
 extracranial [00.64](#)
 carotid [00.63](#)
 femoral artery, superficial [39.90](#)
 drug-eluting [00.60](#)
 non-drug-eluting [39.90](#)
 intracranial [00.65](#)
 non-coronary vessel
 basilar [00.64](#)
 carotid [00.63](#)
 extracranial [00.64](#)
 femoral artery, superficial [39.90](#)
 drug-eluting [00.60](#)
 non-drug-eluting [39.90](#)
 intracranial [00.65](#)
 peripheral [39.90](#)
 bare, drug-coated [39.90](#)
 drug-eluting [00.55](#)
 vertebral [00.64](#)
 bile duct [51.43](#)
 endoscopic [51.87](#)
 percutaneous transhepatic [51.98](#)
 colon
 endoscopic (fluoroscopic guidance) [46.86](#)
 other [46.87](#)
 coronary (artery)(bare) (bonded) (drug coated) (non-drug-eluting) [36.06](#)

Note: Also use [00.40](#), [00.41](#), [00.42](#), or [00.43](#) to show the total number of vessels treated. Use code [00.44](#) once to show procedure on a bifurcated vessel. In addition, use [00.45](#), [00.46](#), [00.47](#), or [00.48](#) to show the number of vascular stents inserted.

drug-eluting [36.07](#)

Insertion --stent(s) ---Cont.

esophagus(endoscopic)(fluoroscopic)
[42.81](#)
 mesenteric [39.90](#)
 bare, drug-coated [39.90](#)
 drug-eluting [00.55](#)
 non-coronary vessel

Note: Also use [00.40](#), [00.41](#), [00.42](#),
[or 00.43](#) to show the total
 number of vessels treated.
 Use code [00.44](#) once to show
 procedure on a bifurcated
 vessel. In addition, use [00.45](#),
[00.46](#), [00.47](#), or [00.48](#) to
 show the number of vascular
 stents inserted.

with angioplasty or atherectomy
[39.50](#)
 with bypass --omit code
 basilar [00.64](#)
 carotid [00.63](#)
 extracranial [00.64](#)
 intracranial [00.65](#)
 mesenteric [39.90](#)
 bare, drug-coated [39.90](#)
 drug-eluting [00.55](#)
 peripheral [39.90](#)
 bare, drug-coated [39.90](#)
 drug-eluting [00.55](#)
 renal [39.90](#)
 bare, drug-coated [39.90](#)
 drug-eluting [00.55](#)
 vertebral [00.64](#)
 pancreatic duct [52.92](#)
 endoscopic [52.93](#)
 peripheral vessel [39.90](#)

Note: Also use [00.40](#), [00.41](#), [00.42](#),
[or 00.43](#) to show the total
 number of vessels treated.
 Use code [00.44](#) once to show
 procedure on a bifurcated
 vessel. In addition, use [00.45](#),
[00.46](#), [00.47](#), or [00.48](#) to
 show the number of vascular
 stents inserted.

bare, drug-coated [39.90](#)
 drug-eluting [00.55](#)
femoral artery, superficial,
drug-eluting [00.60](#)
 precerebral [00.64](#)

Insertion --stent(s)-precerebral ---Cont.

Note: Also use [00.40](#), [00.41](#), [00.42](#),
[or 00.43](#) to show the total
 number of vessels treated. Use
 code [00.44](#) once to show
 procedure on a bifurcated
 vessel. In addition, use [00.45](#),
[00.46](#), [00.47](#), or [00.48](#) to show
 the number of vascular stents
 inserted.

renal [39.90](#)
 bare, drug-coated [39.90](#)
 drug-eluting [00.55](#)
 subclavian [39.90](#)

Note: Also use [00.40](#), [00.41](#), [00.42](#),
[or 00.43](#) to show the total
 number of vessels treated. Use
 code [00.44](#) once to show
 procedure on a bifurcated
 vessel. In addition, use [00.45](#),
[00.46](#), [00.47](#), or [00.48](#) to show
 the number of vascular stents
 inserted.

bare, drug-coated [39.90](#)
 drug-eluting [00.55](#)
 tracheobronchial [96.05](#)
 vertebral [00.64](#)

Note: Also use [00.40](#), [00.41](#), [00.42](#),
[or 00.43](#) to show the total
 number of vessels treated. Use
 code [00.44](#) once to show
 procedure on a bifurcated
 vessel. In addition, use [00.45](#),
[00.46](#), [00.47](#), or [00.48](#) to show
 the number of vascular stents
 inserted.

sternal fixation device with rigid plates
[84.94](#)

stimoceiver --see Implant, neurostimulator,
 by site
 stimulator for bone growth
 --see category [78.9](#)

subdural
 grids [02.93](#)
 strips [02.93](#)

suppository
 prostaglandin (for abortion) [96.49](#)
 vagina [96.49](#)

Swan-Ganz catheter (pulmonary) [89.64](#)
 tampon

esophagus [96.06](#)
 uterus [69.91](#)
 vagina [96.14](#)
 after delivery or abortion [75.8](#)

Tandem™ heart [37.68](#)
 telescope (IMT) (miniature) [13.91](#)

Insertion---Cont.

testicular prosthesis (bilateral) (unilateral) [62.7](#)

tissue expander (skin) NEC [86.93](#)

breast [85.95](#)

tissue mandril (peripheral vessel) (Dacron) (Spark's type) [39.99](#)

with

- blood vessel repair [39.56](#)
- vascular bypass or shunt
- see Bypass, vascular

tongs, skull (with synchronous skeletal traction) [02.94](#)

totally implanted device for bone growth (invasive) --see category [78.9](#)

tube --see also Catheterization and Intubation

- bile duct [51.43](#)
- endoscopic [51.87](#)
- chest [34.04](#)
- revision (with lysis of adhesions) [34.04](#)
- thoracoscopic [34.06](#)
- thoracoscopic [34.06](#)
- endotracheal [96.04](#)
- esophagus (nonoperative) (Sengstaken) [96.06](#)
- permanent (silicone) (Souttar) [42.81](#)
- feeding
- esophageal [42.81](#)
- gastric [96.6](#)
- nasogastric [96.6](#)
- gastric
- by gastrostomy --see category [43.1](#)
- for
- decompression, intestinal [96.07](#)
- feeding [96.6](#)
- intercostal(with water seal),for drainage [34.04](#)
- revision(with lysis of adhesions) [34.04](#)
- thoracoscopic [34.06](#)
- Miller-Abbott (for intestinal decompression) [96.08](#)
- nasobiliary (drainage) [51.86](#)
- nasogastric (for intestinal decompression) NEC [96.07](#)
- naso-intestinal [96.08](#)
- nasopancreatic drainage (endoscopic) [52.97](#)
- pancreatic duct [52.92](#)
- endoscopic [52.93](#)
- rectum [96.09](#)
- stomach (nasogastric) (for intestinal decompression) NEC [96.07](#)
- for feeding [96.6](#)
- tracheobronchial [96.05](#)
- umbrella device
- atrial septum (King-Mills) [35.52](#)
- vena cava (Mobitz-Uddin) [38.7](#)

Insertion ---Cont.

ureteral stent (transurethral) [59.8](#)

- with ureterotomy [59.8](#) [\[56.2\]](#)

urinary sphincter, artificial (AUS) (inflatable) [58.93](#)

vaginal mold [96.15](#)

valve(s)

- bronchus
- multiple lobes [33.73](#)
- single lobe [33.71](#)
- Holter [02.22](#)
- Hufnagel --see Replacement, heart valve
- pharyngeal (artificial) [31.75](#)
- Spitz-Holter [02.22](#)
- vas deferens [63.95](#)

vascular access device,totally implantable [86.07](#)

vena cava sieve or umbrella [38.7](#)

Vinke tongs (skull) (with synchronous skeletal traction) [02.94](#)

X Stop™ [84.80](#)

Instillation

- bladder [96.49](#)
- digestive tract, except gastric gavage [96.43](#)
- genitourinary NEC [96.49](#)
- radioisotope (intracavitary) (intravenous) [92.28](#)
- thoracic cavity [34.92](#)

Insufflation

- Eustachian tube [20.8](#)
- fallopian tube (air)(dye)(gas)(saline) [66.8](#)
- for radiography
- see Hysterosalpingography
- therapeutic substance [66.95](#)
- lumbar retroperitoneal, bilateral [88.15](#)

Intercricothyroidotomy (for assistance in breathing) [31.1](#)

Interleukin-2, infusion

- high-dose [00.15](#)
- low-dose [99.28](#)

Intermittent positive pressure breathing (IPPB) [93.91](#)

Intersposition operation

- esophageal reconstruction (intrathoracic) (retrosternal) NEC --see also Anastomosis, esophagus, with, intersposition [42.58](#)
- antesternal or antethoracic NEC --see also Anastomosis, esophagus, antesternal, with, intersposition [42.68](#)
- uterine suspension [69.21](#)

Interrogation

- cardioverter-defibrillator, automatic(AICD) with catheter based invasive electrophysiologic testing [37.26](#)
- with NIPS (arrhythmia induction) [37.26](#)
- interrogation only (bedside device check) [89.49](#)

Interrogation ---Cont

- CRT-D (cardiac resynchronization defibrillator)
 - with catheter based invasive electrophysiologic testing [37.26](#)
 - with NIPS (arrhythmia induction) [37.26](#)
 - interrogation only (bedside device check) [89.49](#)
- CRT-P (cardiac resynchronization pacemaker)
 - with catheter based invasive electrophysiologic testing [37.26](#)
 - with NIPS (arrhythmia induction) [37.26](#)
 - interrogation only (bedside device check) [89.45](#)
- pacemaker
 - with catheter based invasive electro-physiologic testing [37.26](#)
 - with NIPS (arrhythmia induction) [37.26](#)
 - interrogation only (bedside device check) [89.45](#)

Interruption

- vena cava (inferior) (superior) [38.7](#)

Interview (evaluation) (diagnostic)

- medical, except psychiatric [89.05](#)
 - brief (abbreviated history) [89.01](#)
 - comprehensive (history and evaluation of new problem) [89.03](#)
 - limited (interval history) [89.02](#)
 - specified type NEC [89.04](#)
- psychiatric NEC [94.19](#)
 - follow-up [94.19](#)
 - initial [94.19](#)
 - pre-commitment [94.13](#)

Intimectomy [38.10](#)

- abdominal [38.16](#)
- aorta (arch)(ascending)(descending) [38.14](#)
- head and neck NEC [38.12](#)
- intracranial NEC [38.11](#)
- lower limb [38.18](#)
- thoracic NEC [38.15](#)
- upper limb [38.13](#)

Intraoperative anesthetic effect

- monitoring and titration** (IAEMT) [00.94](#) [[89.14](#)]

Introduction

- orthodontic appliance [24.7](#)
- therapeutic substance (acting locally or systemically) NEC [99.29](#)
 - bursa [83.96](#)
 - hand [82.94](#)
 - fascia [83.98](#)
 - hand [82.96](#)
 - heart [37.92](#)
 - joint [81.92](#)
 - temporomandibular [76.96](#)
 - ligament (joint) [81.92](#)
 - pericardium [37.93](#)

Introduction - therapeutic sub. ---Cont

- soft tissue NEC [83.98](#)
 - hand [82.96](#)
- tendon [83.97](#)
 - hand [82.95](#)
- vein [39.92](#)

Intubation --see [Also](#) Catheterization and Insertion

- bile duct(s) [51.59](#)
 - common [51.51](#)
 - endoscopic [51.87](#)
 - endoscopic [51.87](#)
- esophagus(nonoperative)(Sengstaken) [96.06](#)
 - permanent tube (silicone)(Souttar) [42.81](#)
- Eustachian tube [20.8](#)
- intestine (for decompression) [96.08](#)
- lacrimal for
 - dilation [09.42](#)
 - tear drainage, intranasal [09.81](#)
- larynx [96.05](#)
- nasobiliary (drainage) [51.86](#)
- nasogastric
 - for
 - decompression, intestinal [96.07](#)
 - feeding [96.6](#)
- naso-intestinal [96.08](#)
- nasolacrimal (duct) (with irrigation) [09.44](#)
- nasopancreatic drainage(endoscopic) [52.97](#)
- respiratory tract NEC [96.05](#)
- small intestine (Miller-Abbott) [96.08](#)
- stomach (nasogastric) (for intestinal decompression) NEC [96.07](#)
 - for feeding [96.6](#)
- trachea [96.04](#)
- ventriculocisternal [02.22](#)

Invagination, diverticulum

- gastric [44.69](#)
 - laparoscopic [44.68](#)
- pharynx [29.59](#)
- stomach [44.69](#)
 - laparoscopic [44.68](#)

Inversion

- appendix [47.99](#)
- diverticulum
 - gastric [44.69](#)
 - laparoscopic [44.68](#)
 - intestine
 - large [45.49](#)
 - endoscopic [45.43](#)
 - small [45.34](#)
 - stomach [44.69](#)
 - laparoscopic [44.68](#)
 - tunica vaginalis [61.49](#)

IOERT (intra-operative electron radiation therapy) [92.41](#)**IOM** (intra-operative neurophysiologic monitoring) [00.94](#)**Ionization, medical** [99.27](#)**Ionthery** [99.27](#)

Iontophoresis [99.27](#)

- Iridectomy** (basal) (buttonhole) (optical) (peripheral) (total) [12.14](#)
 - with
 - capsulectomy [13.65](#)
 - cataract extraction --see Extraction, cataract
 - filtering operation (for glaucoma) NEC [12.65](#)
 - scleral
 - fistulization [12.65](#)
 - thermocauterization [12.62](#)
 - trephination [12.61](#)

Iridencleisis [12.63](#)

Iridesis [12.63](#)

Irido-capsulectomy [13.65](#)

Iridocyclectomy [12.44](#)

Iridocystectomy [12.42](#)

Iridodesis [12.63](#)

Iridoplasty NEC [12.39](#)

Iridosclerectomy [12.65](#)

Iridosclerotomy [12.69](#)

Iridotaxis [12.63](#)

Iridotomy [12.12](#)

- by photocoagulation [12.12](#)
 - with transfixion [12.11](#)
 - for iris bombé [12.11](#)
 - specified type NEC [12.12](#)

Iron lung [93.99](#)

Irradiation

- gamma, stereotactic [92.32](#)

Irrigation

- anterior chamber (eye) [12.91](#)
- bronchus NEC [96.56](#)
- canaliculus [09.42](#)
- catheter
 - ureter [96.46](#)
 - urinary, indwelling NEC [96.48](#)
 - vascular [96.57](#)
 - ventricular [02.41](#)
 - wound [96.58](#)
- cholecystostomy [96.41](#)
- cornea [96.51](#)
 - with removal of foreign body [98.21](#)
- corpus cavernosum [64.98](#)
- cystostomy [96.47](#)
- ear (removal of cerumen) [96.52](#)
- enterostomy [96.36](#)
- eye [96.51](#)
 - with removal of foreign body [98.21](#)
- gastrostomy [96.36](#)
- lacrimal
 - canaliculi [09.42](#)
 - punctum [09.41](#)
- muscle [83.02](#)
 - hand [82.02](#)
- nasal
 - passages [96.53](#)
 - sinus [22.00](#)

Irrigation ---Cont.

- nasolacrimal duct [09.43](#)
 - with insertion of tube or stent [09.44](#)
- nephrostomy [96.45](#)
- peritoneal [54.25](#)
- pyelostomy [96.45](#)
- rectal [96.39](#)
- stomach [96.33](#)
- tendon (sheath) [83.01](#)
 - hand [82.01](#)
- trachea NEC [96.56](#)
- traumatic cataract [13.3](#)
- tube
 - biliary NEC [96.41](#)
 - nasogastric NEC [96.34](#)
 - pancreatic [96.42](#)
 - ureterostomy [96.46](#)
 - ventricular shunt [02.41](#)
 - wound (cleaning) NEC [96.59](#)
- Irving operation** (tubal ligation) [66.32](#)
- Irwin operation** --see also Osteotomy [77.30](#)
- Ischiectomy** (partial) [77.89](#)
 - total [77.99](#)
- Ischiopubiectomy** [77.39](#)
- Isolation**
 - after contact with infectious disease [99.84](#)
 - ileal loop [45.51](#)
 - intestinal segment or pedicle flap
 - large [45.52](#)
 - small [45.51](#)
- Isthmectomy, thyroid**
 - see also Thyroidectomy, partial [06.39](#)
- IVUS** --see Ultrasound, intravascular, by site

J

- Jaboulay operation**
 (gastroduodenostomy) [44.39](#)
 laparoscopic [44.38](#)
- Janeway operation** (permanent
 gastrostomy) [43.19](#)
- Jatene operation** (arterial switch) [35.84](#)
- Jejunectomy** [45.62](#)
- Jejunocecostomy** [45.93](#)
- Jejunocholecystostomy** [51.32](#)
- Jejunocolostomy** [45.93](#)
- Jejunoileostomy** [45.91](#)
- Jejunojejunostomy** [45.91](#)
- Jejunopexy** [46.61](#)
- Jejunorrhaphy** [46.73](#)
- Jejunostomy** (feeding) [46.39](#)
 delayed opening [46.31](#)
 loop [46.01](#)
 percutaneous (endoscopic) (PEJ) [46.32](#)
 revision [46.41](#)
- Jejunotomy** [45.02](#)
- Johanson operation** (urethral
 reconstruction) [58.46](#)
- Jones operation**
 claw toe (transfer of extensor hallucis
 longus tendon) [77.57](#)
 modified (with arthrodesis) [77.57](#)
 dacryocystorhinostomy [09.81](#)
 hammer toe (interphalangeal fusion) [77.56](#)
 modified (tendon transfer with
 arthrodesis) [77.57](#)
 repair of peroneal tendon [83.88](#)
- Joplin operation** (exostectomy with tendon
 transfer) [77.53](#)

K

- Kader operation** (temporary gastrostomy) [43.19](#)
- Kasai portoenterostomy** [51.37](#)
- Kaufman operation** (for urinary stress incontinence) [59.79](#)
- Kazanjian operation** (buccal vestibular sulcus extension) [24.91](#)
- Kehr operation** (hepatopexy) [50.69](#)
- Keller operation** (bunionectomy) [77.59](#)
- Kelly (-Kennedy) operation** (urethrovaginal plication) [59.3](#)
- Kelly-Stoeckel operation** (urethrovaginal plication) [59.3](#)
- Kelotomy** [53.9](#)
- Keratomy** (complete) (partial) (superficial) [11.49](#)
for pterygium [11.39](#)
with corneal graft [11.32](#)
- Keratocentesis** (for hyphema) [12.91](#)
- Keratomileusis** [11.71](#)
- Keratophakia** [11.72](#)
- Keratoplasty** (tectonic) (with autograft) (with homograft) [11.60](#)
lamellar (nonpenetrating) (with homograft) [11.62](#)
with autograft [11.61](#)
penetrating (full-thickness) (with homograft) [11.64](#)
with autograft [11.63](#)
perforating --see Keratoplasty, penetrating
refractive [11.71](#)
specified type NEC [11.69](#)
- Keratoprosthesis** [11.73](#)
- Keratotomy** (delimiting) (posterior) [11.1](#)
radial (refractive) [11.75](#)
- Kerr operation** (low cervical cesarean section) [74.1](#)
- Kessler operation** (arthroplasty, carpometacarpal joint) [81.74](#)
- Kidner operation** (excision of accessory navicular bone) (with tendon transfer) [77.98](#)
- Killian operation** (frontal sinusotomy) [22.41](#)
- Kineplasty** --see Cineplasty
- King-Steelquist operation** (hind-quarter amputation) [84.19](#)
- Kirk operation** (amputation through thigh) [84.17](#)
- Kock pouch**
bowel anastomosis --omit code
continent ileostomy [46.22](#)
cutaneous uretero-ileostomy [56.51](#)
ESWL (electrocorporeal shockwave lithotripsy) [98.51](#)
removal, calculus [57.19](#)
revision, cutaneous uretero-ileostomy [56.52](#)
urinary diversion procedure [56.51](#)
- Kockogram** (ileal conduitogram) [87.78](#)
- Kockoscopy** [45.12](#)
- Kondoleon operation** (correction of lymphedema) [40.9](#)
- Krause operation** (sympathetic denervation) [05.29](#)
- Kroener operation** (partial salpingectomy) [66.69](#)
- Kroenlein operation** (lateral orbitotomy) [16.01](#)
- Kronig operation** (low cervical cesarean section) [74.1](#)
- Krunkenberg operation** (reconstruction of below-elbow amputation) [82.89](#)
- Kuhnt-Szymanowski operation** (ectropion repair with lid reconstruction) [08.44](#)
- Kyphoplasty** [81.66](#)

L

- Labbe operation** (gastrostomy) [43.0](#)
- Labiectomy** (bilateral) [71.62](#)
unilateral [71.61](#)
- Labyrinthectomy** (transtympanic) [20.79](#)
- Labyrinthotomy** (transtympanic) [20.79](#)
- Ladd operation** (mobilization of intestine) [54.95](#)
- Lagrange operation** (iridosclerectomy) [12.65](#)
- Lambrinudi operation** (triple arthrodesis) [81.12](#)
- Laminectomy** (decompression)
(for exploration) [03.09](#)
as operative approach --omit code
with
excision of herniated intervertebral disc
(nucleus pulposus) [80.51](#)
excision of other intraspinal
lesion(tumor) [03.4](#)
reopening of site [03.02](#)
- Laminography** --see Radiography
- Laminoplasty, expansile** [03.09](#)
- Laminotomy** (decompression)
(for exploration) [03.09](#)
as operative approach --omit code
reopening of site [03.02](#)
- Langenbeck operation**(cleft palate repair) [27.62](#)
- Laparoamniocopy** [75.31](#)
- Laparorrhaphy** [54.63](#)
- Laparoscopy** [54.21](#)
with
biopsy (intra-abdominal) [54.24](#)
uterine ligaments [68.15](#)
uterus [68.16](#)
destruction of fallopian tubes
--see Destruction, fallopian tube
- Laparotomy NEC** [54.19](#)
as operative approach --omit code
exploratory (pelvic) [54.11](#)
reopening of recent operative site (for control
of hemorrhage) (for exploration) (for
incision of hematoma) [54.12](#)
- Laparotrachelotomy** [74.1](#)
- Lapidus operation** (bunionectomy with
metatarsal osteotomy) [77.51](#)
- Larry operation** (shoulder disarticulation) [84.08](#)
- Laryngectomy**
with radical neck dissection (with
synchronous thyroidectomy) (with
synchronous tracheostomy) [30.4](#)
complete (with partial laryngectomy)
(with synchronous tracheostomy) [30.3](#)
with radical neck dissection (with
synchronous thyroidectomy) (with
synchronous tracheostomy) [30.4](#)
- Laryngectomy**---Cont.
frontolateral partial (extended) [30.29](#)
glottosupraglottic partial [30.29](#)
lateral partial [30.29](#)
partial (frontolateral) (glottosupraglottic)
(lateral) (submucous) (supraglottic)
(vertical) [30.29](#)
radical (with synchronous thyroidectomy)
(with synchronous tracheostomy) [30.4](#)
submucous (partial) [30.29](#)
supraglottic partial [30.29](#)
total (with partial pharyngectomy) (with
synchronous tracheostomy) [30.3](#)
with radical neck dissection (with
synchronous thyroidectomy) (with
synchronous tracheostomy) [30.4](#)
vertical partial [30.29](#)
wide field [30.3](#)
- Laryngocentesis** [31.3](#)
- Laryngoesophagectomy** [30.4](#)
- Laryngofissure** [30.29](#)
- Laryngogram** [87.09](#)
contrast [87.07](#)
- Laryngopharyngectomy** (with synchronous
tracheostomy) [30.3](#)
radical(with synchronous thyroidectomy) [30.4](#)
- Laryngopharyngoesophagectomy** (with
synchronous tracheostomy) [30.3](#)
with radical neck dissection (with
synchronous thyroidectomy) [30.4](#)
- Laryngoplasty** [31.69](#)
- Laryngorrhaphy** [31.61](#)
- Laryngoscopy** (suspension) (through artificial
stoma) [31.42](#)
- Laryngostomy** (permanent) [31.29](#)
revision [31.63](#)
temporary (emergency) [31.1](#)
- Laryngotomy** [31.3](#)
- Laryngotracheobronchoscopy** [33.23](#)
with biopsy [33.24](#)
- Laryngotracheostomy** [31.42](#)
- Laryngotracheostomy** (permanent) [31.29](#)
temporary (emergency) [31.1](#)
- Laryngotracheotomy** (temporary) [31.1](#)
permanent [31.29](#)
- Laser** --see also Coagulation, Destruction, and
Photocoagulation by site
angioplasty, percutaneous transluminal [39.59](#)
coronary --see Angioplasty, coronary
- Laser interstitial thermal therapy (LITT)**
under guidance
lesion
brain [17.61](#)
breast [17.69](#)
head and neck [17.62](#)
liver [17.63](#)

Laser interstitial thermal therapy-lesion---Cont.

- lung [17.69](#)
- prostate [17.69](#)
- thyroid [17.62](#)

Lash operation

- internal cervical os repair [67.59](#)
- laparoscopic supracerical hysterectomy [68.31](#)

LASIK(Laser-assisted in situ keratomileusis)
[11.71](#)

Latzko operation

- cesarean section [74.2](#)
- colpocleisis [70.8](#)

Lavage

- antral [22.00](#)
- bronchus NEC [96.56](#)
 - diagnostic (endoscopic)
 - bronchoalveolar lavage (BAL) (Mini-BAL) [33.24](#)
- endotracheal [96.56](#)
- gastric [96.33](#)
- lung (total)(whole) [33.99](#)
 - diagnostic (endoscopic) bronchoalveolar lavage (BAL) [33.24](#)
- nasal sinus(es) [22.00](#)
 - by puncture [22.01](#)
 - through natural ostium [22.02](#)
- peritoneal (diagnostic) [54.25](#)
- trachea NEC [96.56](#)

Leadbetter operation (urethral reconstruction) [58.46](#)

Leadbetter-Politano operation (ureteroneocystostomy) [56.74](#)

LEEP(loop electrosurgical excision procedure) of cervix [67.32](#)

Le Fort operation (colpocleisis) [70.8](#)

LeMesurier operation (cleft lip repair) [27.54](#)

Lengthening

- bone (with bone graft) [78.30](#)
 - femur [78.35](#)
 - for reconstruction of thumb [82.69](#)
 - specified site NEC --see also category [78.3](#), [78.39](#)
 - tibia [78.37](#)
 - ulna [78.33](#)
- extraocular muscle NEC [15.21](#)
 - multiple (two or more muscles) [15.4](#)
- fascia [83.89](#)
 - hand [82.89](#)
- hamstring NEC [83.85](#)
- heel cord [83.85](#)
- leg
 - femur [78.35](#)
 - tibia [78.37](#)
- levator palpebrae muscle [08.38](#)
- muscle [83.85](#)
 - extraocular [15.21](#)
 - multiple (two or more muscles) [15.4](#)
 - hand [82.55](#)

Lengthening ---Cont.

- palate [27.62](#)
 - secondary or subsequent [27.63](#)
- tendon [83.85](#)
 - for claw toe repair [77.57](#)
 - hand [82.55](#)

Leriche operation (periaarterial sympathectomy) [05.25](#)

Leucotomy, leukotomy [01.32](#)

Leukopheresis, therapeutic [99.72](#)

Lid suture operation (blepharoptosis) [08.31](#)

Ligation

- adrenal vessel (artery) (vein) [07.43](#)
- aneurysm [39.52](#)
- appendages, dermal [86.26](#)
- arteriovenous fistula [39.53](#)
 - coronary artery [36.99](#)
- artery [38.80](#)
 - abdominal [38.86](#)
 - adrenal [07.43](#)
 - aorta (arch)(ascending)(descending)[38.84](#)
 - coronary (anomalous) [36.99](#)
 - ethmoidal [21.04](#)
 - external carotid [21.06](#)
 - for control of epistaxis--see Control, epistaxis
 - head and neck NEC [38.82](#)
 - intracranial NEC [38.81](#)
 - lower limb [38.88](#)
 - maxillary (transantral) [21.05](#)
 - middle meningeal [02.13](#)
 - thoracic NEC [38.85](#)
 - thyroid [06.92](#)
 - upper limb [38.83](#)
- atrium, heart [37.99](#)
- auricle, heart [37.99](#)
- bleeding vessel --see Control, hemorrhage
- blood vessel [38.80](#)
 - abdominal
 - artery [38.86](#)
 - vein [38.87](#)
 - adrenal [07.43](#)
 - aorta (arch)(ascending)(descending) [38.84](#)
 - esophagus [42.91](#)
 - endoscopic [42.33](#)
 - head and neck [38.82](#)
 - intracranial NEC [38.81](#)
 - lower limb
 - artery [38.88](#)
 - vein [38.89](#)
 - meningeal (artery) (longitudinal sinus) [02.13](#)
 - thoracic NEC [38.85](#)
 - thyroid [06.92](#)
 - upper limb (artery) (vein) [38.83](#)
- bronchus [33.92](#)
- cisterna chyli [40.64](#)
- coronary
 - artery (anomalous) [36.99](#)
 - sinus [36.39](#)

Ligation---Cont.

dermal appendage [86.26](#)
ductus arteriosus, patent [38.85](#)
esophageal vessel [42.91](#)
 endoscopic [42.33](#)
ethmoidal artery [21.04](#)
external carotid artery [21.06](#)
fallopian tube (bilateral) (remaining)
 (solitary) [66.39](#)
 by endoscopy (culdoscopy) (hysteroscopy)
 (laparoscopy) (peritoneoscopy) [66.29](#)
 with
 crushing [66.31](#)
 by endoscopy (laparoscopy) [66.21](#)
 division [66.32](#)
 by endoscopy (culdoscopy)
 (laparoscopy) (peritoneoscopy)
 [66.22](#)
 Falope ring [66.39](#)
 by endoscopy (laparoscopy) [66.29](#)
 unilateral [66.92](#)
fistula, arteriovenous [39.53](#)
coronary artery [36.99](#)
gastric
 artery [38.86](#)
 varices [44.91](#)
 endoscopic [43.41](#)
hemorrhoids [49.45](#)
longitudinal sinus (superior) [02.13](#)
lymphatic (channel) (peripheral) [40.9](#)
 thoracic duct [40.64](#)
maxillary artery [21.05](#)
meningeal vessel [02.13](#)
spermatic
 cord [63.72](#)
 varicocele [63.1](#)
 vein (high) [63.1](#)
splenic vessels [38.86](#)
subclavian artery [38.85](#)
superior longitudinal sinus [02.13](#)
supernumerary digit [86.26](#)
thoracic duct [40.64](#)
thyroid vessel (artery) (vein) [06.92](#)
toes (supernumerary) [86.26](#)
tooth [93.55](#)
 impacted [24.6](#)
ulcer (peptic) (base) (bed) (bleeding vessel)
 [44.40](#)
 duodenal [44.42](#)
 gastric [44.41](#)
ureter [56.95](#)
varices
 esophageal [42.91](#)
 endoscopic [42.33](#)
 gastric [44.91](#)
 endoscopic [43.41](#)
 peripheral vein (lower limb) [38.59](#)
 upper limb [38.53](#)
varicocele [63.1](#)

Ligation---Cont.

vas deferens [63.71](#)
vein [38.80](#)
 abdominal [38.87](#)
 adrenal [07.43](#)
 head and neck NEC [38.82](#)
 intracranial NEC [38.81](#)
 lower limb [38.89](#)
 spermatic, high [63.1](#)
 thoracic NEC [38.85](#)
 thyroid [06.92](#)
 upper limb [38.83](#)
 varicose [38.50](#)
 abdominal [38.57](#)
 esophagus [42.91](#)
 endoscopic [42.33](#)
 gastric [44.91](#)
 endoscopic [43.41](#)
 head and neck [38.52](#)
 intracranial NEC [38.51](#)
 lower limb [38.59](#)
 stomach [44.91](#)
 thoracic NEC [38.55](#)
 upper limb [38.53](#)
 vena cava, inferior [38.7](#)
 venous connection between anomalous
 vein to
 left innominate vein [35.82](#)
 superior vena cava [35.82](#)
 wart [86.26](#)
Light coagulation --see Photocoagulation
Lindholm operation (repair of ruptured
 tendon) [83.88](#)
Lingulectomy, lung [32.39](#)
Linton operation (varicose vein) [38.59](#)
Lipectomy (subcutaneous tissue)
 (abdominal) (submental) [86.83](#)
Liposuction [86.83](#)
Lip reading training [95.49](#)
Lip shave [27.43](#)
Lisfranc operation
 foot amputation [84.12](#)
 shoulder disarticulation [84.08](#)
Litholapaxy, bladder [57.0](#)
 by incision [57.19](#)
Lithotomy
 bile passage [51.49](#)
 bladder (urinary) [57.19](#)
 common duct [51.41](#)
 percutaneous [51.96](#)
 gallbladder [51.04](#)
 hepatic duct [51.49](#)
 kidney [55.01](#)
 percutaneous [55.03](#)
 ureter [56.2](#)
Lithotripsy
 bile duct NEC [51.49](#)
 extracorporeal shockwave(ESWL) [98.52](#)

Lithotripsy ---Cont.

- bladder [57.0](#)
 - with ultrasonic fragmentation [57.0](#) [59.95](#)
 - extracorporeal shockwave (ESWL) [98.51](#)
- extracorporeal shockwave (ESWL) NEC [98.59](#)
- bile duct [98.52](#)
- bladder (urinary) [98.51](#)
- gallbladder [98.52](#)
- kidney [98.51](#)
- Kock pouch [98.51](#)
- renal pelvis [98.51](#)
- specified site NEC [98.59](#)
- ureter [98.51](#)
- gallbladder NEC [51.04](#)
 - endoscopic [51.88](#)
 - extracorporeal shockwave (ESWL) [98.52](#)
- kidney [56.0](#)
 - extracorporeal shockwave (ESWL) [98.51](#)
 - percutaneous nephrostomy with frag-mentation (laser) (ultrasound) [55.04](#)
- renal pelvis [56.0](#)
 - extracorporeal shockwave (ESWL) [98.51](#)
 - percutaneous nephrostomy with fragmentation (laser) (ultrasound) [55.04](#)
- ureter [56.0](#)
 - extracorporeal shockwave (ESWL) [98.51](#)

LITT (laser interstitial thermal therapy)

under guidance

- lesion
 - brain [17.61](#)
 - breast [17.69](#)
 - head and neck [17.62](#)
 - liver [17.63](#)
 - lung [17.69](#)
 - prostate [17.69](#)
 - thyroid [17.62](#)

Littlewood operation (forequarter

amputation) [84.09](#)

LLETZ (large loop excision of the transformation zone) of cervix [67.32](#)

Lloyd-Davies operation (abdominoperineal

- resection), NOS [48.50](#)
 - laparoscopic [48.51](#)
 - open [48.52](#)
 - other [48.59](#)

Lobectomy

- brain [01.53](#)
 - partial [01.59](#)
- liver (with partial excision of adjacent lobes) [50.3](#)
- lung (complete) [32.49](#)
 - partial [32.39](#)
 - thoracoscopic [32.30](#)
 - segmental (with resection of adjacent lobes) [32.49](#)
 - thoracoscopic [32.41](#)
 - thoracoscopic [32.41](#)

Lobectomy ---Cont.

- thyroid (total) (unilateral) (with removal of isthmus) (with removal of portion of remaining lobe) [06.2](#)
- partial --see also Thyroidectomy, partial [06.39](#)
- subtotal [06.51](#)
- subtotal --see also Thyroidectomy, partial [06.39](#)

Lobotomy, brain [01.32](#)

Localization, placenta [88.78](#)

by RISA injection [92.17](#)

Longmire operation (bile duct anastomosis) [51.39](#)

Loop ileal stoma (see also Ileostomy) [46.01](#)

Loopogram [87.78](#)

Looposcopy (ileal conduit) [56.35](#)

Lord operation

dilation of anal canal for hemorrhoids [49.49](#)

hemorrhoidectomy [49.49](#)

orchidopexy [62.5](#)

Lower GI series (x-ray) [87.64](#)

Lucas and Murray operation

(knee arthrodesis with plate) [81.22](#)

Lumpectomy

breast [85.21](#)

specified site --see Excision, lesion, by site

Lymphadenectomy (simple) --see also

Excision, lymph, node [40.29](#)

Lymphadenotomy [40.0](#)

Lymphangiectomy (radical) --see also Excision,

lymph, node, by site, radical [40.50](#)

Lymphangiogram

abdominal [88.04](#)

cervical [87.08](#)

intrathoracic [87.34](#)

lower limb [88.36](#)

pelvic [88.04](#)

upper limb [88.34](#)

Lymphangioplasty [40.9](#)

Lymphangiorrhaphy [40.9](#)

Lymphangiotomy [40.0](#)

Lymphaticostomy [40.9](#)

thoracic duct [40.62](#)

Lysis

adhesions

NOTE: blunt --omit code

digital --omit code

manual --omit code

mechanical --omit code

without instrumentation --omit code

abdominal [54.59](#)

laparoscopic [54.51](#)

appendiceal [54.59](#)

laparoscopic [54.51](#)

artery-vein-nerve bundle [39.91](#)

biliary tract [54.59](#)

laparoscopic [54.51](#)

Lysis –adhesions ---Cont.

bladder (neck) (intraluminal) [57.12](#)
 external [59.11](#)
 laparoscopic [59.12](#)
 transurethral [57.41](#)
 blood vessels [39.91](#)
 bone --see category [78.4](#)
 bursa [83.91](#)
 by stretching or manipulation [93.28](#)
 hand [82.91](#)
 cartilage of joint [93.26](#)
 chest wall [33.99](#)
 choanae (nasopharynx) [29.54](#)
 conjunctiva [10.5](#)
 corneovitreous [12.34](#)
 cortical (brain) [02.91](#)
 ear, middle [20.23](#)
 Eustachian tube [20.8](#)
 extraocular muscle [15.7](#)
 extrauterine [54.59](#)
 laparoscopic [54.51](#)
 eyelid [08.09](#)
 and conjunctiva [10.5](#)
 eye muscle [15.7](#)
 fallopian tube [65.89](#)
 laparoscopic [65.81](#)
 fascia [83.91](#)
 hand [82.91](#)
 by stretching or manipulation [93.26](#)
 gallbladder [54.59](#)
 laparoscopic [54.51](#)
 ganglion (peripheral) NEC [04.49](#)
 cranial NEC [04.42](#)
 hand [82.91](#)
 by stretching or manipulation [93.26](#)
 heart [37.10](#)
 intestines [54.59](#)
 laparoscopic [54.51](#)
 iris (posterior) [12.33](#)
 anterior [12.32](#)
 joint (capsule) (structure) --see also
 Division, joint capsule [80.40](#)
 kidney [59.02](#)
 laparoscopic [59.03](#)
 labia (vulva) [71.01](#)
 larynx [31.92](#)
 liver [54.59](#)
 laparoscopic [54.51](#)
 lung (for collapse of lung) [33.39](#)
 mediastinum [34.99](#)
 meninges (spinal) [03.6](#)
 cortical [02.91](#)
 middle ear [20.23](#)
 muscle [83.91](#)
 by stretching or manipulation [93.27](#)
 extraocular [15.7](#)
 hand [82.91](#)
 by stretching or manipulation [93.26](#)
 nasopharynx [29.54](#)

Lysis –adhesions ---Cont.

nerve (peripheral) NEC [04.49](#)
 cranial NEC [04.42](#)
 roots, spinal [03.6](#)
 trigeminal [04.41](#)
 nose, nasal [21.91](#)
 ocular muscle [15.7](#)
 ovary [65.89](#)
 laparoscopic [65.81](#)
 pelvic [54.59](#)
 laparoscopic [54.51](#)
 penile [64.93](#)
 pericardium [37.12](#)
 perineal (female) [71.01](#)
 peripheral vessels [39.91](#)
 perirectal [48.81](#)
 perirenal [59.02](#)
 laparoscopic [59.03](#)
 peritoneum (pelvic) [54.59](#)
 laparoscopic [54.51](#)
 periureteral [59.02](#)
 laparoscopic [59.03](#)
 perivesical [59.11](#)
 laparoscopic [59.12](#)
 pharynx [29.54](#)
 pleura (for collapse of lung) [33.39](#)
 spermatic cord [63.94](#)
 spinal (cord) (meninges) (nerve roots) [03.6](#)
 spleen [54.59](#)
 laparoscopic [54.51](#)
 tendon [83.91](#)
 by stretching or manipulation [93.27](#)
 hand [82.91](#)
 by stretching or manipulation [93.26](#)
 thorax [34.99](#)
 tongue [25.93](#)
 trachea [31.92](#)
 tubo-ovarian [65.89](#)
 laparoscopic [65.81](#)
 ureter [59.02](#)
 with freeing or repositioning of ureter
[59.02](#)
 intraluminal [56.81](#)
 laparoscopic [59.03](#)
 urethra (intraluminal) [58.5](#)
 uterus [54.59](#)
 intraluminal [68.21](#)
 laparoscopic [54.51](#)
 peritoneal [54.59](#)
 laparoscopic [54.51](#)
 vagina (intraluminal) [70.13](#)
 vitreous (posterior approach) [14.74](#)
 anterior approach [14.73](#)
 vulva [71.01](#)
 goniosynechia (with injection of air or liquid)
[12.31](#)
 synechia (posterior) [12.33](#)
 anterior (with injection of air or liquid)
[12.32](#)

M

Madlener operation (tubal ligation) [66.31](#)

Magnet extraction

foreign body

anterior chamber, eye [12.01](#)

choroid [14.01](#)

ciliary body [12.01](#)

conjunctiva [98.22](#)

cornea [11.0](#)

eye, eyeball NEC [98.21](#)

anterior segment [12.01](#)

posterior segment [14.01](#)

intraocular (anterior segment) [12.01](#)

iris [12.01](#)

lens [13.01](#)

orbit [98.21](#)

retina [14.01](#)

sclera [12.01](#)

vitreous [14.01](#)

Magnetic resonance imaging (nuclear)

--see Imaging, magnetic resonance

Magnuson (-Stack) operation (arthroplasty

for recurrent shoulder dislocation) [81.82](#)

Mako Tactile Guidance System™ [TGS]

--see category [17.4](#)

Malleostapediopexy [19.19](#)

with incus replacement [19.11](#)

Malström's vacuum extraction [72.79](#)

with episiotomy [72.71](#)

Mammaplasty --see Mammoplasty

Mammectomy --see also Mastectomy

subcutaneous (unilateral) [85.34](#)

with synchronous implant [85.33](#)

bilateral [85.36](#)

with synchronous implant [85.35](#)

Mamillioplasty [85.87](#)

Mammography NEC [87.37](#)

Mammoplasty [85.89](#)

with

full-thickness graft [85.83](#)

muscle flap [85.85](#)

pedicle graft [85.84](#)

split-thickness graft [85.82](#)

amputative (reduction) (bilateral) [85.32](#)

unilateral [85.31](#)

augmentation [85.50](#)

with

breast implant (bilateral) [85.54](#)

unilateral [85.53](#)

injection into breast (bilateral) [85.52](#)

unilateral [85.51](#)

reduction (bilateral) [85.32](#)

unilateral [85.31](#)

revision [85.89](#)

size reduction (gynecomastia) (bilateral)

[85.32](#)

unilateral [85.31](#)

Mammotomy [85.0](#)

Manchester (-Donald) (-Fothergill)

operation (uterine suspension) [69.22](#)

Mandibulectomy (partial) [76.31](#)

total [76.42](#)

with reconstruction [76.41](#)

Maneuver (method)

Bracht [72.52](#)

Crédé [73.59](#)

De Lee (key-in-lock) [72.4](#)

Kristeller [72.54](#)

Loveset's (extraction of arms in breech

birth) [72.52](#)

Mauriceau (-Smellie-Veit) [72.52](#)

Pinard (total breech extraction) [72.54](#)

Prague [72.52](#)

Ritgen [73.59](#)

Scanzoni (rotation) [72.4](#)

Van Hoorn [72.52](#)

Wigand-Martin [72.52](#)

Manipulation

with reduction of fracture or dislocation

--see Reduction, fracture and

Reduction, dislocation

enterostomy stoma (with dilation) [96.24](#)

intestine (intra-abdominal) [46.80](#)

large [46.82](#)

small [46.81](#)

joint

adhesions [93.26](#)

temporomandibular [76.95](#)

dislocation --see Reduction, dislocation

lacrimal passage (tract) NEC [09.49](#)

muscle structures [93.27](#)

musculoskeletal(physical therapy) NEC [93.29](#)

nasal septum, displaced [21.88](#)

osteopathic NEC [93.67](#)

for general mobilization (general

articulation) [93.61](#)

high-velocity, low-amplitude forces

(thrusting) [93.62](#)

indirect forces [93.65](#)

isotonic, isometric forces [93.64](#)

low-velocity, high-amplitude forces

(springing) [93.63](#)

to move tissue fluids [93.66](#)

rectum [96.22](#)

salivary duct [26.91](#)

stomach, intraoperative [44.92](#)

temporomandibular joint NEC [76.95](#)

ureteral calculus by catheter

with removal [56.0](#)

without removal [59.8](#)

Manipulation ---*Cont.*

- uterus NEC [69.98](#)
- gravid [75.99](#)
- inverted
 - manual replacement (following delivery) [75.94](#)
 - surgical --see Repair, inverted uterus

Manometry

- esophageal [89.32](#)
- spinal fluid [89.15](#)
- urinary [89.21](#)

Manual arts therapy [93.81](#)**Mapping**

- cardiac (electrophysiologic) [37.27](#)
- doppler (flow) [88.72](#)
- electrocardiogram only [89.52](#)

Marckwald operation (cervical os repair) [67.59](#)**Marshall-Marchetti** (-Krantz) operation (retropubic urethral suspension) [59.5](#)**Marsupialization** --see *also* Destruction, lesion, by site cyst

- Bartholin's [71.23](#)
- brain [01.59](#)
- cervical (nabothian) [67.31](#)
- dental [24.4](#)
- dentigerous [24.4](#)
- kidney [55.31](#)
- larynx [30.01](#)
- liver [50.21](#)
- ovary [65.21](#)
 - laparoscopic [65.23](#)
- pancreas [52.3](#)
- pilonidal (open excision) (with partial closure) [86.21](#)
- salivary gland [26.21](#)
- spinal (intraspinal) (meninges) [03.4](#)
- spleen, splenic [41.41](#)
- lesion
 - brain [01.59](#)
 - cerebral [01.59](#)
 - liver [50.21](#)
- pilonidal cyst or sinus (open excision) (with partial closure) [86.21](#)
- pseudocyst, pancreas [52.3](#)
- ranula, salivary gland [26.21](#)

Massage

- cardiac (external) (manual) (closed) [99.63](#)
 - open [37.91](#)
- prostatic [99.94](#)
- rectal (for levator spasm) [99.93](#)

MAST (military anti-shock trousers) [93.58](#)**Mastectomy** (complete) (prophylactic) (simple) (unilateral) [85.41](#)

- with
 - excision of regional lymph nodes [85.43](#)
 - bilateral [85.44](#)

Mastectomy -with ---*Cont.*

- preservation of skin and nipple [85.34](#)
 - with synchronous implant [85.33](#)
 - bilateral [85.36](#)
 - with synchronous implant [85.35](#)
- bilateral [85.42](#)
- extended
 - radical (Urban) (unilateral) [85.47](#)
 - bilateral [85.48](#)
 - simple (with regional lymphadenectomy) (unilateral) [85.43](#)
 - bilateral [85.44](#)
- modified radical (unilateral) [85.43](#)
 - bilateral [85.44](#)
- partial [85.23](#)
- radical (Halsted) (Meyer) (unilateral) [85.45](#)
 - bilateral [85.46](#)
 - extended (Urban) (unilateral) [85.47](#)
 - bilateral [85.48](#)
 - modified (unilateral) [85.43](#)
 - bilateral [85.44](#)
- subcutaneous [85.34](#)
 - with synchronous implant [85.33](#)
 - bilateral [85.36](#)
 - with synchronous implant [85.35](#)
- subtotal [85.23](#)
- Masters' stress test** (two-step) [89.42](#)
- Mastoidectomy** (cortical)(conservative) [20.49](#)
 - complete (simple) [20.41](#)
 - modified radical [20.49](#)
 - radical [20.42](#)
 - modified [20.49](#)
 - simple (complete) [20.41](#)
- Mastoidotomy** [20.21](#)
- Mastoidotomypanectomy** [20.42](#)
- Mastopexy** [85.6](#)
- Mastoplasty** --see Mammoplasty
- Mastorrhaphy** [85.81](#)
- Mastotomy** [85.0](#)
- Matas operation** (aneurysmorrhaphy) [39.52](#)
- Mayo operation**
 - bunionectomy [77.59](#)
 - herniorrhaphy
 - laparoscopic [53.43](#)
 - with graft or prosthesis [53.42](#)
 - other and open with graft or prosthesis [53.41](#)
 - other open [53.49](#)
 - vaginal hysterectomy [68.59](#)
 - laparoscopically assisted (LAVH) [68.51](#)
- Maze procedure**
 - Cox-maze, open [37.33](#)
 - maze, modified, endovascular [37.34](#)
 - maze, modified, open [37.33](#)
- Mazet operation** (knee disarticulation) [84.16](#)
- McBride operation** (bunionectomy with soft tissue correction) [77.53](#)
- McBurney operation** --see Repair, hernia, inguinal

McCall operation (enterocele repair) [70.92](#)
McCauley operation(release of clubfoot) [83.84](#)

McDonald operation (encirclement suture, cervix) [67.59](#)

McIndoe operation (vaginal construction) [70.61](#)
 with graft or prosthesis [70.63](#)

McKeever operation (fusion of first metatarsophalangeal joint for hallux valgus repair) [77.52](#)

McKissock operation (breast reduction) [85.33](#)

McReynolds operation (transposition of pterygium) [11.31](#)

McVay operation
 femoral hernia --see Repair, hernia, femoral
 inguinal hernia --see Repair, hernia, inguinal

Measurement

airway resistance [89.38](#)
 anatomic NEC [89.39](#)
 arterial blood gases [89.65](#)
 basal metabolic rate (BMR) [89.39](#)
 blood gases
 arterial [89.65](#)
 continuous intra-arterial [89.60](#)
 venous [89.66](#)
 body [93.07](#)
 cardiac output (by)
 Fick method [89.67](#)
 indicator dilution technique [89.68](#)
 oxygen consumption technique [89.67](#)
 thermodilution indicator [89.68](#)
 cardiovascular NEC [89.59](#)
 central venous pressure [89.62](#)
 coronary blood flow [89.69](#)
 fractional flow reserve (FFR) [00.59](#)
 intravascular pressure measurement [00.59](#)
 gastric function NEC [89.39](#)
 girth [93.07](#)
 intelligence [94.01](#)
 intracranial pressure [01.10](#)
 intraocular tension or pressure [89.11](#)
 as part of extended ophthalmologic work-up [95.03](#)
 intrauterine pressure [75.35](#)
 intravascular pressure [00.69](#)
 coronary [00.59](#)
 iliac [00.69](#)
 intra-abdominal [00.69](#)
 intrathoracic [00.67](#)
 aorta [00.67](#)
 aortic arch [00.67](#)
 carotid [00.67](#)
 mesenteric [00.69](#)
 peripheral [00.68](#)
 renal [00.69](#)
 limb length [93.06](#)

Measurement ---Cont.

lung volume [89.37](#)
 mixed venous blood gases [89.66](#)
 physiologic NEC [89.39](#)
 portovenous pressure [89.62](#)
 pulmonary airway flow, endoscopic [33.72](#)
 range of motion [93.05](#)
 renal clearance [89.29](#)
 respiratory NEC [89.38](#)
 skin fold thickness [93.07](#)
 skull circumference [93.07](#)
 sphincter of Oddi pressure [51.15](#)
 systemic arterial
 blood gases [89.65](#)
 continuous intra-arterial [89.60](#)
 pressure [89.61](#)
 urine (bioassay) (Chemistry) [89.29](#)
 vascular [89.59](#)
 venous blood gases [89.66](#)
 vital capacity (pulmonary) [89.37](#)

Meatoplasty

ear [18.6](#)
 urethra [58.47](#)

Meatotomy

ureter [56.1](#)
 urethra [58.1](#)
 internal [58.5](#)

Mechanical ventilation --see Ventilation

Mediastinectomy [34.3](#)

Mediastinoscopy [34.22](#)

Mediastinotomy (Chamberlain procedure) [34.1](#)
 with pneumonectomy [32.59](#)
 thoroscopic [32.50](#)

Meloplasty, facial [86.82](#)

Meningoorrhaphy (cerebral) [02.12](#)
 spinal NEC [03.59](#)

for
 meningocele [03.51](#)
 myelomeningocele [03.52](#)

Menisectomy (knee) NEC [80.6](#)

acromioclavicular [80.91](#)
 sternoclavicular [80.91](#)
 temporomandibular (joint) [76.5](#)
 wrist [80.93](#)

Menstrual extraction or regulation [69.6](#)

Mentoplasty (augmentation) (with graft)
 (with implant) [76.68](#)
 reduction [76.67](#)

Mesenterectomy [54.4](#)

Mesenterioplexy [54.75](#)

Mesenteriplication [54.75](#)

Mesocoloplication [54.75](#)

Mesopexy [54.75](#)

Metatarsectomy [77.98](#)

Metroplasty [69.49](#)

Mid forceps delivery [72.29](#)

Mikulicz operation (exteriorization of intestine)
 (first stage) [46.03](#)
 second stage [46.04](#)

- Miles operation** (proctectomy), NOS [48.50](#)
 laparoscopic [48.51](#)
 open [48.52](#)
 other [48.59](#)
- Military anti-shock trousers** (MAST) [93.58](#)
- Millard operation** (cheiloplasty) [27.54](#)
- Miller operation**
 midtarsal arthrodesis [81.14](#)
 urethrovessical suspension [59.4](#)
- Millin-Read operation** (urethrovessical suspension) [59.4](#)
- Mist therapy** [93.94](#)
- Mitchell operation**(hallux valgus repair) [77.51](#)
- MitraClip mitral valve leaflet clip** [35.97](#)
- Mobilization**
 joint NEC [93.16](#)
 mandible [76.95](#)
 neostrophingic (mitral valve) [35.12](#)
 spine [93.15](#)
 stapes (transcraural) [19.0](#)
 testis in scrotum [62.5](#)
- Mohs operation** (chemosurgical excision of skin) [86.24](#)
- Molegraphy** [87.81](#)
- Monitoring**
 BIS (bispectral index) monitoring [00.94](#) [[89.14](#)]
 brain temperature [01.17](#)
 cardiac output (by)
 ambulatory (ACM) [89.50](#)
 electrographic [89.54](#)
 during surgery --omit code
 Fick method [89.67](#)
 Holter-type device [89.50](#)
 indicator dilution technique [89.68](#)
 intracardiac or great vessel hemodynamic sensor with lead [00.56](#)
 sensor without lead [38.26](#)
 subcutaneous device [00.57](#)
 oxygen consumption technique [89.67](#)
 specified technique NEC [89.68](#)
 telemetry (cardiac) [89.54](#)
 thermodilution indicator [89.68](#)
 transesophageal (Doppler) (ultrasound) [89.68](#)
 central venous pressure [89.62](#)
 circulatory NEC [89.69](#)
 continuous intra-arterial blood gas [89.60](#)
 coronary blood flow (coincidence counting technique) [89.69](#)
 fractional flow reserve (FFR) [00.59](#)
 intravascular pressure measurement [00.59](#)
 electroencephalographic [89.19](#)
 intraoperative [00.94](#)
 radio-telemetered [89.19](#)
 video [89.19](#)
 fetus (fetal heart)
 antepartum
- Monitoring -fetus ---Cont.**
 nonstress (fetal activity acceleration determinations) [75.34](#)
 oxytocin challenge (contraction stress test) [75.35](#)
 ultrasonography (early pregnancy) (Doppler) [88.78](#)
 intrapartum (during labor) (extrauterine) (external) [75.34](#)
 auscultatory (stethoscopy) --omit code
 internal (with contraction measurements) (ECG) [75.32](#)
 intrauterine (direct) (ECG) [75.32](#)
 phonocardiographic (extrauterine) [75.34](#)
 pulsed ultrasound (Doppler) [88.78](#)
 transcervical fetal oxygen saturation monitoring [75.38](#)
 transcervical fetal SpO₂ monitoring [75.38](#)
- Holter-type device (cardiac) [89.50](#)
- IAEMT (intraoperative anesthetic effect monitoring and titration) [00.94](#) [[89.14](#)]
- intra-aneurysm sac pressure [00.58](#)
- intracranial oxygen [01.16](#)
- intracranial pressure [01.10](#)
- intraoperative
 anesthetic effect monitoring and titration (IAEMT) [00.94](#) [[89.14](#)]
 neurophysiologic (BAEP) (brainstem auditory evoked potentials) (EEG) (electroencephalogram) (electromyogram) (EMG) (MEP) (motor evoked potentials) (nerve conduction study) (somatosensory evoked potentials) (SSEP) (transcranial Doppler) [00.94](#)
- intravascular pressure [00.69](#)
 coronary [00.59](#)
 iliac [00.69](#)
 intra-abdominal [00.69](#)
 intrathoracic [00.67](#)
 aorta [00.67](#)
 aortic arch [00.67](#)
 carotid [00.67](#)
 mesenteric [00.69](#)
 peripheral [00.68](#)
 renal [00.69](#)
- neurophysiologic
 intra-operative [00.94](#)
- partial pressure of brain oxygen (PbtO₂) [01.16](#)
- pulmonary artery
 pressure [89.63](#)
 wedge [89.64](#)
- sleep (recording) --see categories [89.17-89.18](#)
- systemic arterial pressure [89.61](#)
 intra-aneurysm sac pressure [00.58](#)

Monitoring --Cont

telemetry (cardiac) [89.54](#)
 transesophageal cardiac output(Doppler)
[89.68](#)

ventricular pressure (cardiac) [89.62](#)

Moore operation (arthroplasty) [81.52](#)

Moschowitz

enterocele repair [70.92](#)
 with graft or prosthesis [70.93](#)
 herniorrhaphy --see Repair, hernia, femoral
 sigmoidopexy [46.63](#)

Mountain resort sanitarium [93.98](#)

Mouth-to-mouth resuscitation [93.93](#)

Moxibustion [93.35](#)

MRI --see Imaging, magnetic resonance

Muller operation (banding of pulmonary
 artery) [38.85](#)

Multiple sleep latency test (MSLT) [89.18](#)

Mumford operation (partial claviclectomy)
[77.81](#)

Musculoplasty --see also Repair, muscle [83.87](#)

hand --see also Repair, muscle, hand [82.89](#)

Music therapy [93.84](#)

Mustard operation (interatrial
 transposition of venous return) [35.91](#)

Myectomy [83.45](#)

anorectal [48.92](#)

eye muscle [15.13](#)

multiple [15.3](#)

for graft [83.43](#)

hand [82.34](#)

hand [82.36](#)

for graft [82.34](#)

levator palpebrae [08.33](#)

rectal [48.92](#)

Myelogram, myelography (air) (gas) [87.21](#)

posterior fossa [87.02](#)

Myelotomy

spine, spinal (cord) (tract) (one-stage)

(two-stage) [03.29](#)

percutaneous [03.21](#)

Mycardiectomy (infarcted area) [37.33](#)

Mycardiotomy [37.11](#)

Myoclasia [83.99](#)

hand [82.99](#)

Myomectomy (uterine) [68.29](#)

broad ligament [69.19](#)

Myoplasty --see also Repair, muscle [83.87](#)

hand --see also Repair, muscle, hand [82.89](#)

mastoid [19.9](#)

Myorrhaphy [83.65](#)

hand [82.46](#)

Myosuture [83.65](#)

hand [82.46](#)

Myotaxis [93.27](#)

Myotendonoplasty --see also Repair, tendon
[83.88](#)

hand [82.86](#)

Myotenoplasty --see also Repair, tendon [83.88](#)

hand [82.86](#)

Myototomy [83.13](#)

hand [82.11](#)

Myotomy [83.02](#)

with division [83.19](#)

hand [82.19](#)

colon NEC [46.92](#)

sigmoid [46.91](#)

cricopharyngeal [29.31](#)

that for pharyngeal (pharyngoesophageal)
 diverticulectomy [29.32](#)

esophagus [42.7](#)

eye (oblique) (rectus) [15.21](#)

multiple (two or more muscles) [15.4](#)

hand [82.02](#)

with division [82.19](#)

levator palpebrae [08.38](#)

sigmoid (colon) [46.91](#)

Myringectomy [20.59](#)

Myringodectomy [20.59](#)

Myringomalleolabyrinthopexy [19.52](#)

Myringoplasty (epitympanic, type I)

(by cauterization) (by graft) [19.4](#)

revision [19.6](#)

Myringostapediopexy [19.53](#)

Myringostomy [20.01](#)

Myringotomy (with aspiration) (with
 drainage) [20.09](#)

with insertion of tube or drainage
 device (button) (grommet) [20.01](#)

N

- Nailing, intramedullary**
with fracture reduction --see Reduction, fracture with internal fixation
internal (without fracture reduction) [78.50](#)
- Narcoanalysis** [94.21](#)
Narcosynthesis [94.21](#)
- Narrowing, palpebral fissure** [08.51](#)
- Nasopharyngogram** [87.09](#)
contrast [87.06](#)
- Necropsy** [89.8](#)
- Needleoscopy** (fetus) [75.31](#)
- Needling**
Bartholin's gland (cyst) [71.21](#)
cataract (secondary) [13.64](#)
fallopian tube [66.91](#)
hydrocephalic head [73.8](#)
lens (capsule) [13.2](#)
pupillary membrane (iris) [12.35](#)
- Nephrectomy** (complete) (total) (unilateral) [55.51](#)
bilateral [55.54](#)
partial (wedge) [55.4](#)
remaining or solitary kidney [55.52](#)
removal transplanted kidney [55.53](#)
- Nephrocolopexy** [55.7](#)
- Nephrocystanastomosis** NEC [56.73](#)
- Nephrolithotomy** [55.01](#)
- Nephrolysis** [59.02](#)
laparoscopic [59.03](#)
- Nephropexy** [55.7](#)
- Nephroplasty** [55.89](#)
- Nephropyeloplasty** [55.87](#)
- Nephropyelouretostomy** [55.86](#)
- Nephrorrhaphy** [55.81](#)
- Nephroscopy** [55.21](#)
- Nephrostolithotomy, percutaneous** [55.03](#)
- Nephrostomy** (with drainage tube) [55.02](#)
closure [55.82](#)
percutaneous [55.03](#)
with fragmentation (ultrasound) [55.04](#)
- Nephrotomogram, nephrotomography** NEC [87.72](#)
- Nephrotomy** [55.01](#)
- Nephroureterectomy** (with bladder cuff) [55.51](#)
- Nephroureterocystectomy** [55.51](#) [[57.79](#)]
- Nerve block** (cranial) (peripheral) NEC
--see also Block, by site [04.81](#)
- Neurectasis** (cranial) (peripheral) [04.91](#)
- Neurectomy** (cranial) (infraorbital) (occipital) (peripheral) (spinal) NEC [04.07](#)
gastric (vagus)--see also Vagotomy [44.00](#)
optociliary [12.79](#)
paracervical [05.22](#)
- Neurectomy** --Cont.
sympathetic --see Sympathectomy
trigeminal [04.07](#)
tympenic [20.91](#)
- Neurexeresis** NEC [04.07](#)
- Neuroablation**
radiofrequency [04.2](#)
- Neuroanastomosis**(cranial)(peripheral) NEC [04.74](#)
accessory-facial [04.72](#)
accessory-hypoglossal [04.73](#)
hypoglossal-facial [04.71](#)
- NeuroFlo™ catheter for partial (temporary) abdominal aorta occlusion** [39.77](#)
- Neurolysis** (peripheral nerve) NEC [04.49](#)
carpal tunnel [04.43](#)
cranial nerve NEC [04.42](#)
spinal (cord) (nerve roots) [03.6](#)
tarsal tunnel [04.44](#)
trigeminal nerve [04.41](#)
- Neuromonitoring**
intra-operative [00.94](#)
- Neuroplasty** (cranial) (peripheral) NEC [04.79](#)
of old injury (delayed repair) [04.76](#)
revision [04.75](#)
- Neurorrhaphy** (cranial) (peripheral) [04.3](#)
- Neurotomy**(cranial)(peripheral)(spinal) NEC [04.04](#)
acoustic [04.01](#)
glossopharyngeal [29.92](#)
lacrimal branch [05.0](#)
retrogasserian [04.02](#)
sympathetic [05.0](#)
vestibular [04.01](#)
- Neurotripty** (peripheral) NEC [04.03](#)
trigeminal [04.02](#)
- Nicola operation** (tenodesis for recurrent dislocation of shoulder) [81.82](#)
- Nimodipine, infusion** [99.75](#)
- NIPS** (non-invasive programmed electrical stimulation) [37.20](#)
- Nissen operation** (fundoplication of stomach) [44.66](#)
laparoscopic [44.67](#)
- Noble operation**(plication of small intestine) [46.62](#)
- Norman Miller operation** (vaginopexy) [70.77](#)
with graft or prosthesis [70.78](#)
- Norton operation** (extraperitoneal cesarean section) [74.2](#)
- Nuclear magnetic resonance imaging**
--see Imaging, magnetic resonance
- Nutrition, concentrated substances**
enteral infusion (of) [96.6](#)
parenteral, (total) [99.15](#)
peripheral parenteral [99.15](#)

O

Ober (-Yount) operation (gluteal-iliotibial fasciotomy) [83.14](#)

Obliteration

bone cavity --see also Osteoplasty [78.40](#)

calyceal diverticulum [55.39](#)

canaliculi [09.6](#)

cerebrospinal fistula [02.12](#)

cul-de-sac [70.92](#)

with graft or prosthesis [70.93](#)

frontal sinus (with fat) [22.42](#)

lacrimal punctum [09.91](#)

lumbar pseudomeningocele [03.51](#)

lymphatic structure(s) (peripheral) [40.9](#)

maxillary sinus [22.31](#)

meningocele (sacral) [03.51](#)

pelvic [68.8](#)

pleural cavity [34.6](#)

sacral meningocele [03.51](#)

Skene's gland [71.3](#)

tympanomastoid cavity [19.9](#)

vagina, vaginal (partial) (total) [70.4](#)

vault [70.8](#)

Occlusal molds (dental) [89.31](#)

Occlusion

artery

by embolization--see Embolization,artery

by endovascular approach

--see Embolization, artery

by ligation --see Ligation, artery

fallopian tube --see Ligation,fallopian tube

patent ductus arteriosus (PDA) [38.85](#)

vein

by embolization --see Embolization, vein

by endovascular approach

--see Embolization, vein

by ligation --see Ligation, vein

vena cava (surgical) [38.7](#)

Occupational therapy [93.83](#)

OCT (optical coherence tomography)

(intravascular imaging)

coronary vessel(s) [38.24](#)

non-coronary vessel(s) [38.25](#)

O'Donoghue operation (triad knee repair) [81.43](#)

Odontectomy NEC --see also Removal, tooth,

surgical [23.19](#)

Oleothorax [33.39](#)

Olshausen operation (uterine suspension)[69.22](#)

Omentectomy [54.4](#)

Omentofixation [54.74](#)

Omentopexy [54.74](#)

Omentoplasty [54.74](#)

Omentorrhaphy [54.74](#)

Omentotomy [54.19](#)

Omphalectomy [54.3](#)

Onychectomy [86.23](#)

Onychoplasty [86.86](#)

Onychotomy [86.09](#)

with drainage [86.04](#)

Oophorectomy (unilateral) [65.39](#)

with salpingectomy [65.49](#)

laparoscopic [65.41](#)

bilateral (same operative episode) [65.51](#)

laparoscopic [65.53](#)

with salpingectomy [65.61](#)

laparoscopic [65.63](#)

laparoscopic [65.31](#)

partial [65.29](#)

laparoscopic [65.25](#)

wedge [65.22](#)

that by laparoscope [65.24](#)

remaining ovary [65.52](#)

laparoscopic [65.54](#)

with tube [65.62](#)

laparoscopic [65.64](#)

Oophorocystectomy [65.29](#)

laparoscopic [65.25](#)

Oophoropexy [65.79](#)

Oophoroplasty [65.79](#)

Oophororrhaphy [65.71](#)

laparoscopic [65.74](#)

Oophorostomy [65.09](#)

laparoscopic [65.01](#)

Oophorotomy [65.09](#)

laparoscopic [65.01](#)

Opening

bony labyrinth (ear) [20.79](#)

cranial suture [02.01](#)

heart valve

closed heart technique

--see Valvulotomy, by site

open heart technique

--see Valvuloplasty, by site

spinal dura [03.09](#)

Operation

Abbe

construction of vagina [70.61](#)

with graft or prosthesis [70.63](#)

intestinal anastomosis

--see Anastomosis,

intestine

abdominal (region) NEC [54.99](#)

abdominoperineal NOS [48.50](#)

laparoscopic [48.51](#)

open [48.52](#)

other [48.59](#)

Aburel (intra-amniotic injection for

abortion) [75.0](#)

Adams

advancement of round ligament [69.22](#)

crushing of nasal septum [21.88](#)

excision of palmar fascia [82.35](#)

adenoids NEC [28.99](#)

Operation ---Cont.

adrenal (gland) (nerve) (vessel) NEC [07.49](#)
 Albee
 bone peg, femoral neck [78.05](#)
 graft for slipping patella [78.06](#)
 sliding inlay graft, tibia [78.07](#)
 Albert (arthrodesis, knee) [81.22](#)
 Aldridge (-Studdiford) (urethral sling) [59.5](#)
 Alexander
 prostatectomy
 perineal [60.62](#)
 suprapubic [60.3](#)
 shortening of round ligaments of uterus [69.22](#)
 Alexander-Adams (shortening of round ligaments of uterus) [69.22](#)
 Almoor (extrapetrosal drainage) [20.22](#)
 Altemeier (perineal rectal pull-through) [48.49](#)
 Ammon (dacryocystotomy) [09.53](#)
 Anderson (tibial lengthening) [78.37](#)
 Anel (dilation of lacrimal duct) [09.42](#)
 anterior chamber (eye) NEC [12.99](#)
 anti-incontinence NEC [59.79](#)
 antrum window (nasal sinus) [22.2](#)
 with Caldwell-Luc approach [22.39](#)
 anus NEC [49.99](#)
 aortic body NEC [39.89](#)
 aorticopulmonary window [39.59](#)
 appendix NEC [47.99](#)
 Arslan (fenestration of inner ear) [20.61](#)
 artery NEC [39.99](#)
 Asai (larynx) [31.75](#)
 Baffles (interatrial transposition of venous return) [35.91](#)
 Baldy-Webster (uterine suspension) [69.22](#)
 Ball
 herniorrhaphy--see Repair, hernia, inguinal undercutting [49.02](#)
 Bankhart (capsular repair into glenoid, for shoulder dislocation) [81.82](#)
 Bardenheuer (ligation of innominate artery) [38.85](#)
 Barkan (goniectomy) [12.52](#)
 with goniotomy [12.53](#)
 Barr (transfer of tibialis posterior tendon) [83.75](#)
 Barsky (closure of cleft hand) [82.82](#)
 Bassett (vulvectomy with inguinal lymph node dissection) [71.5](#) [40.3](#)
 Bassini (herniorrhaphy) --see Repair, hernia, inguinal
 Batch-Spittler-McFaddin (knee disarticulation) [84.16](#)
 Batista (partial ventriculectomy)(ventricular reduction)(ventricular remodeling) [37.35](#)
 Beck I (epicardial poudrage) [36.39](#)
 Beck II (aorta-coronary sinus shunt) [36.39](#)
 Beck-Jianu (permanent gastrostomy) [43.19](#)

Operation ---Cont.

Bell-Beutner (subtotal abdominal hysterectomy) [68.39](#)
 Belsey (esophagogastric sphincter) [44.65](#)
 Benenenti (rotation of bulbous urethra) [58.49](#)
 Berke (levator resection eyelid) [08.33](#)
 Biesenberger (size reduction of breast, bilateral) [85.32](#)
 unilateral [85.31](#)
 Bigelow (litholapaxy) [57.0](#)
 biliary (duct) (tract) NEC [51.99](#)
 Billroth I (partial gastrectomy with gastroduodenostomy) [43.6](#)
 Billroth II (partial gastrectomy with gastrojejunostomy) [43.7](#)
 Binnie (hepatopexy) [50.69](#)
 Bischoff (ureteroneocystostomy) [56.74](#)
 bisection hysterectomy [68.39](#)
 laparoscopic [68.31](#)
 Bishoff (spinal myelotomy) [03.29](#)
 bladder NEC [57.99](#)
 flap [56.74](#)
 Blalock (systemic-pulmonary anastomosis) [39.0](#)
 Blalock-Hanlon (creation of atrial septal defect) [35.42](#)
 Blalock-Taussig (subclavian-pulmonary anastomosis) [39.0](#)
 Blascovic (resection and advancement of levator palpebrae superioris) [08.33](#)
 blood vessel NEC [39.99](#)
 Blount
 femoral shortening(with blade plate) [78.25](#)
 by epiphyseal stapling [78.25](#)
 Boari (bladder flap) [56.74](#)
 Bobb (cholelithotomy) [51.04](#)
 bone NEC --see category [78.4](#)
 facial [76.99](#)
 injury NEC --see category [79.9](#)
 marrow NEC [41.98](#)
 skull NEC [02.99](#)
 Bonney (abdominal hysterectomy) [68.49](#)
 laparoscopic [68.41](#)
 Borthen (iridotaxis) [12.63](#)
 Bost
 plantar dissection [80.48](#)
 radiocarpal fusion [81.26](#)
 Bosworth
 arthroplasty for acromioclavicular separation [81.83](#)
 fusion of posterior lumbar spine [81.08](#)
 for pseudarthrosis [81.38](#)
 resection of radial head ligaments (for tennis elbow) [80.92](#)
 shelf procedure, hip [81.40](#)
 Bottle (repair of hydrocele of tunica vaginalis) [61.2](#)
 Boyd (hip disarticulation) [84.18](#)

Operation ---Cont.

brain NEC [02.99](#)
 Brauer (cardiolysis) [37.10](#)
 breast NEC [85.99](#)
 Bricker (ileoureterostomy) [56.51](#)
 Bristow (repair of shoulder dislocation) [81.82](#)
 Brock (pulmonary valvulotomy) [35.03](#)
 Brockman (soft tissue release for clubfoot) [83.84](#)
 bronchus NEC [33.98](#)
 Browne (-Denis)(hypospadias repair) [58.45](#)
 Brunschwig (temporary gastrostomy) [43.19](#)
 buccal cavity NEC [27.99](#)
 Bunnell (tendon transfer) [82.56](#)
 Burch procedure (retropubic urethral suspension for urinary stress incontinence) [59.5](#)
 Burgess (amputation of ankle) [84.14](#)
 bursa NEC [83.99](#)
 hand [82.99](#)
 bypass --see Bypass
 Caldwell (sulcus extension) [24.91](#)
 Caldwell-Luc (maxillary sinusotomy) [22.39](#)
 with removal of membrane lining [22.31](#)
 Callander (knee disarticulation) [84.16](#)
 Campbell
 bone block, ankle [81.11](#)
 fasciotomy (iliac crest) [83.14](#)
 reconstruction of anterior cruciate ligaments [81.45](#)
 canthus NEC [08.99](#)
 cardiac NEC [37.99](#)
 septum NEC [35.98](#)
 valve NEC [35.99](#)
 carotid body or gland NEC [39.89](#)
 Carroll and Taber (arthroplasty proximal interphalangeal joint) [81.72](#)
 Cattell (herniorrhaphy) [53.51](#)
 Cecil (urethral reconstruction) [58.46](#)
 cecum NEC [46.99](#)
 cerebral (meninges) NEC [02.99](#)
 cervix NEC [69.99](#)
 Chandler (hip fusion) [81.21](#)
 Charles (correction of lymphedema) [40.9](#)
 Charnley (compression arthrodesis)
 ankle [81.11](#)
 hip [81.21](#)
 knee [81.22](#)
 Cheatele-Henry --see Repair, hernia, femoral
 chest cavity NEC [34.99](#)
 Chevalier-Jackson (partial laryngectomy) [30.29](#)
 Child (radical subtotal pancreatectomy) [52.53](#)
 Chopart (midtarsal amputation) [84.12](#)
 chordae tendineae NEC [35.32](#)
 choroid NEC [14.9](#)
 ciliary body NEC [12.98](#)
 cisterna chyli NEC [40.69](#)
 Clagett (closure of chest wall following open flap drainage) [34.72](#)

Operation ---Cont.

Clayton (resection of metatarsal heads and bases of phalanges) [77.88](#)
 clitoris NEC [71.4](#)
 cocked hat (metacarpal lengthening and transfer of local flap) [82.69](#)
 Cockett (varicose vein)
 lower limb [38.59](#)
 upper limb [38.53](#)
 Cody tack (perforation of footplate) [19.0](#)
 Coffey (uterine suspension) (Meigs' modification) [69.22](#)
 Cole (anterior tarsal wedge osteotomy) [77.28](#)
 Collis-Nissen (hiatal hernia repair) [53.80](#)
 colon NEC [46.99](#)
 Colonna
 adductor tenotomy (first stage) [83.12](#)
 hip arthroplasty (second stage) [81.40](#)
 reconstruction of hip (second stage) [81.40](#)
 commando (radical glossectomy) [25.4](#)
 conjunctiva NEC [83.12](#)
 destructive NEC [10.33](#)
 cornea NEC [11.99](#)
 Coventry (tibial wedge osteotomy) [77.27](#)
 Cox-maze procedure (ablation or destruction of heart tissue) --see maze procedure
 Crawford (tarso-frontalis sling of eyelid) [08.32](#)
 cul-de-sac NEC [70.92](#)
 Culp-Deweerd (spiral flap pyeloplasty) [55.87](#)
 Culp-Scardino (ureteral flap pyeloplasty) [55.87](#)
 Curtis (interphalangeal joint arthroplasty) [81.72](#)
 cystocele NEC [70.51](#)
 Dahlman (excision of esophageal diverticulum) [42.31](#)
 Dana (posterior rhizotomy) [03.1](#)
 Danforth (fetal) [73.8](#)
 Darrach (ulnar resection) [77.83](#)
 Davis (intubated ureterotomy) [56.2](#)
 de Grandmont (tarsectomy) [08.35](#)
 Delorme
 pericardiectomy [37.31](#)
 proctopexy [48.76](#)
 repair of prolapsed rectum [48.76](#)
 thoracoplasty [33.34](#)
 Denker (radical maxillary antrotomy) [22.31](#)
 Dennis-Varco (herniorrhaphy)
 --see Repair, hernia, femoral
 Denonvillier (limited rhinoplasty) [21.86](#)
 dental NEC [24.99](#)
 orthodontic NEC [24.8](#)
 Derlacki (tympanoplasty) [19.4](#)

Operation ---Cont.

diaphragm NEC [34.89](#)
 Dickson (fascial transplant) [83.82](#)
 Dickson-Diveley (tendon transfer and arthrodesis to correct claw toe) [77.57](#)
 Dieffenbach (hip disarticulation) [84.18](#)
 digestive tract NEC [46.99](#)
 Doleris (shortening of round ligaments) [69.22](#)
 D'Ombra (excision of pterygium with corneal graft) [11.32](#)
 Dorrance (push-back operation for cleft palate) [27.62](#)
 Dotter (transluminal angioplasty) [39.59](#)
 Douglas (suture of tongue to lip for micrognathia) [25.59](#)
 Doyle (paracervical uterine denervation) [69.3](#)
 Dühamel (abdominoperineal pull-through) [48.65](#)
 Duhrssen (vaginofixation of uterus) [69.22](#)
 Dunn (triple arthrodesis) [81.12](#)
 duodenum NEC [46.99](#)
 Dupuytren
 fasciotomy [82.35](#)
 fasciotomy [82.12](#)
 with excision [82.35](#)
 shoulder disarticulation [84.08](#)
 Durham (-Caldwell) (transfer of biceps femoris tendon) [83.75](#)
 DuToit and Roux (staple capsulorrhaphy of shoulder) [81.82](#)
 DuVries (tenoplasty) [83.88](#)
 Dwyer
 fasciotomy [83.14](#)
 soft tissue release NEC [83.84](#)
 wedge osteotomy, calcaneus [77.28](#)
 Eagleton (extrapetrol drainage) [20.22](#)
 ear (external) NEC [18.9](#)
 middle or inner NEC [20.99](#)
 Eden-Hybinette (glenoid bone block) [78.01](#)
 Effler (heart) [36.2](#)
 Eggers
 tendon release (patellar retinacula) [83.13](#)
 tendon transfer (biceps femoris tendon) (hamstring tendon) [83.75](#)
 Elliot (scleral trephination with iridectomy) [12.61](#)
 Ellis Jones (repair of peroneal tendon) [83.88](#)
 Ellison (reinforcement of collateral ligament) [81.44](#)
 Elmslie-Cholmeley (tarsal wedge osteotomy) [77.28](#)
 Eloesser
 thoracoplasty [33.34](#)
 thoracostomy [34.09](#)
 Emmet (cervix) [67.61](#)
 endorectal pull-through [48.41](#)
 epididymis NEC [63.99](#)
 esophagus NEC [42.99](#)

Operation ---Cont.

Estes (ovary) [65.72](#)
 laparoscopic [65.75](#)
 Estlander (thoracoplasty) [33.34](#)
 Evans (release of clubfoot) [83.84](#)
 extraocular muscle NEC [15.9](#)
 multiple (two or more muscles) [15.4](#)
 with temporary detachment from globe [15.3](#)
 revision [15.6](#)
 single [15.29](#)
 with temporary detachment from globe [15.19](#)
 eyeball NEC [16.99](#)
 eyelid(s) NEC [08.99](#)
 face NEC [27.99](#)
 facial bone or joint NEC [76.99](#)
 fallopian tube NEC [66.99](#)
 Farabeuf (ischioepubiectomy) [77.39](#)
 Fasanello-Servatt (blepharoptosis repair) [08.35](#)
 fascia NEC [83.99](#)
 hand [82.99](#)
 female (genital organs) NEC [71.9](#)
 hysterectomy NEC [68.9](#)
 fenestration (aorta) [39.54](#)
 Ferguson (hernia repair) [53.00](#)
 Fick (perforation of footplate) [19.0](#)
 filtering (for glaucoma) [12.79](#)
 with iridectomy [12.65](#)
 Finney (pyloroplasty) [44.29](#)
 fistulizing, sclera NEC [12.69](#)
 Foley (pyeloplasty) [55.87](#)
 Fontan (creation of conduit between right atrium and pulmonary artery) [35.94](#)
 Fothergill(-Donald) (uterine suspension) [69.22](#)
 Fowler
 arthroplasty of metacarpophalangeal joint [81.72](#)
 release (mallet finger repair) [82.84](#)
 tenodesis (hand) [82.85](#)
 thoracoplasty [33.34](#)
 Fox (entropion repair with wedge resection) [08.43](#)
 Franco (suprapubic cystotomy) [57.19](#)
 Frank (permanent gastrostomy) [43.19](#)
 Frazier (-Spiller) (subtemporal trigeminal rhizotomy) [04.02](#)
 Fredet-Ramstedt (pyloromyotomy) (with wedge resection) [43.3](#)
 Frenckner (intrapetrol drainage) [20.22](#)
 Frickman (abdominal proctopexy) [48.75](#)
 Frommel (shortening of uterosacral ligaments) [69.22](#)

Operation ---Cont.

Gabriel (abdominoperineal resection of rectum), NOS [48.50](#)
 laparoscopic [48.51](#)
 open [48.52](#)
 other [48.59](#)
 gallbladder NEC [04.99](#)
 ganglia NEC [04.99](#)
 sympathetic [05.89](#)
 Gant(wedge osteotomy of trochanter) [77.25](#)
 Garceau (tibial tendon transfer) [83.75](#)
 Gardner (spinal meningocele repair) [03.51](#)
 gastric NEC [44.99](#)
 Gelman (release of clubfoot) [83.84](#)
 genital organ NEC
 female [71.9](#)
 male [64.99](#)
 Ghormley (hip fusion) [81.21](#)
 Giffod
 destruction of lacrimal sac [09.6](#)
 keratotomy (delimiting) [11.1](#)
 Gill
 arthrodesis of shoulder [81.23](#)
 laminectomy [03.09](#)
 Gill-Stein (carporadial arthrodesis) [81.25](#)
 Gilliam (uterine suspension) [69.22](#)
 Girdlestone
 laminectomy with spinal fusion [81.00](#)
 muscle transfer for claw toe [77.57](#)
 resection of femoral head and neck
 (without insertion of joint
 prosthesis) [77.85](#)
 with replacement prosthesis
 --see Implant, joint, hip
 resection of hip prosthesis [80.05](#)
 with replacement prosthesis
 --see Implant, joint, hip
 Girdlestone-Taylor (muscle transfer for
 claw toe repair) [77.57](#)
 glaucoma NEC [12.79](#)
 Glenn (anastomosis of superior vena cava
 to right pulmonary artery) [39.21](#)
 globus pallidus NEC [01.42](#)
 Goebel-Frangenheim-Stoeckel
 (urethrovessical suspension) [59.4](#)
 Goldner (clubfoot release) [80.48](#)
 Goldthwaite
 ankle stabilization [81.11](#)
 patella stabilization [81.44](#)
 tendon transfer for patella
 dislocation [81.44](#)
 Goodall-Power (vagina) [70.4](#)
 Gordon-Taylor (hindquarter
 amputation) [84.19](#)
 Graber-Duvernay (drilling femoral head)
[77.15](#)
 Green (scapulopecty) [78.41](#)
 Grice (subtalar arthrodesis) [81.13](#)
 Gritti-Stokes (knee disarticulation) [84.16](#)

Operation ---Cont.

Gross (herniorrhaphy)
 laparoscopic [53.43](#)
 with graft or prosthesis [53.42](#)
 other and open with graft or
 prosthesis [53.41](#)
 other open [53.49](#)
 gum NEC [24.39](#)
 Guyon (amputation of ankle) [84.13](#)
 Hagner (epididymotomy) [63.92](#)
 Halsted --see Repair, hernia, inguinal
 Halsted mastectomy [85.45](#)
 Hampton (anastomosis small intestine
 to rectal stump) [45.92](#)
 hanging hip (muscle release) [83.19](#)
 harelip [27.54](#)
 Harrison-Richardson (vaginal
 suspension) [70.77](#)
 with graft or prosthesis [70.78](#)
 Hartmann --see Colectomy, by site
 Hauser
 achillototomy [83.11](#)
 bunionectomy with adductor tendon
 transfer [77.53](#)
 stabilization of patella [81.44](#)
 Heaney (vaginal hysterectomy) [68.59](#)
 laparoscopically assisted (LAVH) [68.51](#)
 heart NEC [37.99](#)
 valve NEC [35.99](#)
 adjacent structure NEC [35.39](#)
 Hegar (perineorrhaphy) [71.79](#)
 Heine (cyclodialysis) [12.55](#)
 Heineke-Mikulicz (pyloroplasty)
 --see category [44.2](#)
 Heller (esophagomyotomy) [42.7](#)
 Hellström (transplantation of aberrant
 renal vessel) [39.55](#)
 hemorrhoids NEC [49.49](#)
 Henley (jejunal transposition) [43.81](#)
 hepatic NEC [50.99](#)
 hernia --see Repair, hernia
 Hey (amputation of foot) [84.12](#)
 Hey-Groves (reconstruction of anterior
 cruciate ligament) [81.45](#)
 Heyman (soft tissue release for
 clubfoot) [83.84](#)
 Heyman-Herndon (-Strong) (correction
 of metatarsus varus) [80.48](#)
 Hibbs (lumbar spinal fusion)
 --see Fusion, lumbar
 Higgins --see Repair, hernia, femoral
 Hill-Allison (hiatal hernia repair,
 transpleural approach) [53.80](#)
 Hitchcock (anchoring tendon of biceps)
[83.88](#)
 Hofmeister (gastrectomy) [43.7](#)
 Hoke
 midtarsal fusion [81.14](#)
 triple arthrodesis [81.12](#)

**Operation ---Cont.**

Holth
 iridencleisis [12.63](#)
 sclerectomy [12.65](#)
 Homan (correction of lymphedema) [40.9](#)
 Hutch (ureteroneocystostomy) [56.74](#)
 Hybinette-eden (glenoid bone block) [78.01](#)
 hymen NEC [70.91](#)
 hypopharynx NEC [29.99](#)
 hypophysis NEC [07.79](#)
 ileal loop [56.51](#)
 ileum NEC [46.99](#)
 intestine NEC [46.99](#)
 iris NEC [12.97](#)
 inclusion [12.63](#)
 Irving (tubal ligation) [66.32](#)
 Irwin --see also Osteotomy [77.30](#)
 Jaboulay (gastroduodenostomy) [44.39](#)
 laparoscopic [44.38](#)
 Janeway (permanent gastrostomy) [43.19](#)
 Jatene (arterial switch) [35.84](#)
 jejunum NEC [46.99](#)
 Johanson (urethral reconstruction) [58.46](#)
 joint (capsule) (ligament) (structure) NEC
[81.99](#)
 facial NEC [76.99](#)
 Jones
 claw toe (transfer of extensor hallucis
 longus tendon) [77.57](#)
 modified (with arthrodesis) [77.57](#)
 dacryocystorhinostomy [09.81](#)
 hammer toe (interphalangeal fusion) [77.56](#)
 modified (tendon transfer with
 arthrodesis) [77.57](#)
 repair of peroneal tendon [83.88](#)
 Joplin (exostectomy with tendon transfer)
[77.53](#)
 Kader (temporary gastrostomy) [43.19](#)
 Kaufman (for urinary stress incontinence)
[59.79](#)
 Kazanjian (buccal vestibular sulcus
 extension) [24.91](#)
 Kehr (hepatopexy) [50.69](#)
 Keller (bunionectomy) [77.59](#)
 Kelly (-Kennedy)(urethrovesical plication) [59.3](#)
 Kelly-Stoeckel (urethrovesical plication) [59.3](#)
 Kerr (cesarean section) [74.1](#)
 Kessler (arthroplasty, carpometacarpal
 joint) [81.74](#)
 Kidner (excision of accessory navicular
 bone) (with tendon transfer) [77.98](#)
 kidney NEC [55.99](#)
 Killian (frontal sinusotomy) [22.41](#)
 King-Steelquist (hindquarter amputation)
[84.19](#)
 Kirk (amputation through thigh) [84.17](#)

Operation ---Cont.

Kock pouch
 bowel anastomosis --omit code
 continent ileostomy [46.22](#)
 cutaneous uretero-ileostomy [56.51](#)
 ESWL (electrocorticoporeal shockwave
 lithotripsy) [98.51](#)
 removal, calculus [57.19](#)
 revision, cutaneous uretero-ileostomy
[56.52](#)
 urinary diversion procedure [56.51](#)
 Kondoleon(correction of lymphedema)
[40.9](#)
 Krause (sympathetic denervation) [05.29](#)
 Kroener (partial salpingectomy) [66.69](#)
 Kroenlein (lateral orbitotomy) [16.01](#)
 Kronig (low cervical cesarean section)
[74.1](#)
 Krukenberg (reconstruction of
 below-elbow amputation) [82.89](#)
 Kuhnt-Szymanowski (ectropion repair
 with lid reconstruction) [08.44](#)
 Labbe (gastrostomy) [43.0](#)
 labia NEC [71.8](#)
 lacrimal
 gland [09.3](#)
 system NEC [09.99](#)
 Ladd (mobilization of intestine) [54.95](#)
 Lagrange (iridosclerectomy) [12.65](#)
 Lambrinudi (triple arthrodesis) [81.12](#)
 Langenbeck (cleft palate repair) [27.62](#)
 Lapidus (bunionectomy with metatarsal
 osteotomy) [77.51](#)
 Larry (shoulder disarticulation) [84.08](#)
 larynx NEC [31.98](#)
 Lash
 internal cervical os repair [67.59](#)
 laparoscopic supracerical
 hysterectomy [68.31](#)
 Latzko
 cesarean section, extraperitoneal [74.2](#)
 colpocleisis [70.8](#)
 Leadbetter (urethral reconstruction) [58.46](#)
 Leadbetter-Politano
 (ureteroneocystostomy) [56.74](#)
 Le Fort (colpocleisis) [70.8](#)
 LeMesurier (cleft lip repair) [27.54](#)
 lens NEC [13.90](#)
 Leriche (periaarterial sympathectomy) [05.25](#)
 levator muscle sling
 eyelid ptosis repair [08.33](#)
 urethrovesical suspension [59.71](#)
 urinary stress incontinence [59.71](#)
 lid suture (blepharoptosis) [08.31](#)
 ligament NEC [81.99](#)
 broad NEC [69.98](#)
 round NEC [69.98](#)
 uterine NEC [69.98](#)
 Lindholm(repair of ruptured tendon) [83.88](#)

Operation ---Cont.

Linton (varicose vein) [38.59](#)
 lip NEC [27.99](#)
 Lisfranc
 foot amputation [84.12](#)
 shoulder disarticulation [84.08](#)
 Littlewood (forequarter amputation) [84.09](#)
 liver NEC [50.99](#)
 Lloyd-Davies (abdominoperineal resection), NOS [48.50](#)
 laparoscopic [48.51](#)
 open [48.52](#)
 other [48.59](#)
 Longmire (bile duct anastomosis) [51.39](#)
 Lord
 dilation of anal canal for hemorrhoids [49.49](#)
 hemorrhoidectomy [49.49](#)
 orchidopexy [62.5](#)
 Lucas and Murray (knee arthrodesis with plate) [81.22](#)
 lung NEC [33.99](#)
 Lung volume reduction [32.22](#)
 biologic lung volume reduction (BLVR) --see category [33.7](#)
 lymphatic structure(s) NEC [40.9](#)
 duct, left (thoracic) NEC [40.69](#)
 Madlener (tubal ligation) [66.31](#)
 Magnuson (-Stack) (arthroplasty for recurrent shoulder dislocation) [81.82](#)
 male genital organs NEC [64.99](#)
 Manchester (-Donald) (-Fothergill) (uterine suspension) [69.22](#)
 mandible NEC [76.99](#)
 orthognathic [76.64](#)
 Marckwald (cervical os repair) [67.59](#)
 Marshall-Marchetti (-Krantz) (retropubic urethral suspension) [59.5](#)
 Matas (aneurysmorrhaphy) [39.52](#)
 Mayo
 bunionectomy [77.59](#)
 herniorrhaphy
 laparoscopic [53.43](#)
 with graft or prosthesis [53.42](#)
 other and open with graft or prosthesis [53.41](#)
 other open [53.49](#)
 vaginal hysterectomy [68.59](#)
 laparoscopically assisted(LAVH) [68.51](#)
 maze procedure (ablation or destruction of heart tissue)
 by incision (open) [37.33](#)
 by median sternotomy [37.33](#)
 by peripherally inserted catheter [37.34](#)
 by thoracotomy without thoracoscope [37.33](#)
 endovascular approach [37.34](#)
 Mazet (knee disarticulation) [84.16](#)

Operation ---Cont.

McBride (bunionectomy with soft tissue correction) [77.53](#)
 McBurney --see Repair, hernia, inguinal
 McCall (enterocele repair) [70.92](#)
 with graft or prosthesis [70.93](#)
 McCauley (release of clubfoot) [83.84](#)
 McDonald (encirclement suture, cervix) [67.59](#)
 McIndoe (vaginal construction) [70.61](#)
 with graft or prosthesis [70.63](#)
 McKeever (fusion of first metatarsophalangeal joint for hallux valgus repair) [77.52](#)
 McKissock (breast reduction) [85.33](#)
 McReynolds (transposition of pterygium) [11.31](#)
 McVay
 femoral hernia
 --see Repair, hernia, femoral
 inguinal hernia
 --see Repair, hernia, inguinal
 meninges (spinal) NEC [03.99](#)
 cerebral NEC [02.99](#)
 mesentery NEC [54.99](#)
 Mikulicz (exteriorization of intestine) (first stage) [46.03](#)
 second stage [46.04](#)
 Miles (complete proctectomy), NOS [48.50](#)
 laparoscopic [48.51](#)
 open [48.52](#)
 other [48.59](#)
 Millard (cheiloplasty) [27.54](#)
 Miller
 midtarsal arthrodesis [81.14](#)
 urethrovessel suspension [59.4](#)
 Millin-Read (urethrovessel suspension) [59.4](#)
 Mitchell (hallux valgus repair) [77.51](#)
 Mohs (chemosurgical excision of skin) [86.24](#)
 Moore (arthroplasty) [81.52](#)
 Moschowitz
 enterocele repair [70.92](#)
 with graft or prosthesis [70.93](#)
 herniorrhaphy --see Repair, hernia, femoral
 sigmoidopexy [46.63](#)
 mouth NEC [27.99](#)
 Muller (banding of pulmonary artery) [38.85](#)
 Mumford (partial claviclectomy) [77.81](#)
 muscle NEC [83.99](#)
 extraocular --see Operation, extraocular
 hand NEC [82.99](#)
 papillary heart NEC [35.31](#)
 musculoskeletal system NEC [84.99](#)

**Operation ---Cont.**

Mustard (interatrial transposition of venous return) [35.91](#)
 nail (finger) (toe) NEC [86.99](#)
 nasal sinus NEC [22.9](#)
 nasopharynx NEC [29.99](#)
 nerve (cranial) (peripheral) NEC [04.99](#)
 adrenal NEC [07.49](#)
 sympathetic NEC [05.89](#)
 nervous system NEC [05.9](#)
 Nicola (tenodesis for recurrent dislocation of shoulder) [81.82](#)
 nipple NEC [85.99](#)
 Nissen (fundoplication of stomach) [44.66](#)
 laparoscopic [44.67](#)
 Noble (plication of small intestine) [46.62](#)
 node (lymph) NEC [40.9](#)
 Norman Miller (vaginopexy) [70.77](#)
 with graft or prosthesis [70.78](#)
 Norton(extraperitoneal cesarean operation) [74.2](#)
 nose, nasal NEC [21.99](#)
 sinus NEC [22.9](#)
 Ober(-Yount)(gluteal-iliotibial fasciotomy) [83.14](#)
 obstetric NEC [75.99](#)
 ocular NEC [16.99](#)
 muscle--*see* Operation, extraocular muscle
 O'Donoghue (triad knee repair) [81.43](#)
 Olshausen (uterine suspension) [69.22](#)
 omentum NEC [54.99](#)
 ophthalmologic NEC [16.99](#)
 oral cavity NEC [27.99](#)
 orbicularis muscle sling [08.36](#)
 orbit NEC [16.98](#)
 oropharynx NEC [29.99](#)
 orthodontic NEC [24.8](#)
 orthognathic NEC [76.69](#)
 Oscar Miller (midtarsal arthrodesis) [81.14](#)
 Osmond-Clark (soft tissue release with peroneus brevis tendon transfer) [83.75](#)
 ovary NEC [65.99](#)
 Oxford (for urinary incontinence) [59.4](#)
 palate NEC [27.99](#)
 palpebral ligament sling [08.36](#)
 Panas (linear proctotomy) [48.0](#)
 Pancoast (division of trigeminal nerve at foramen ovale) [04.02](#)
 pancreas NEC [52.99](#)
 pantaloon(revision of gastric anastomosis) [44.5](#)
 papillary muscle (heart) NEC [35.31](#)
 Paquin (ureteroneocystostomy) [56.74](#)
 parathyroid gland(s) NEC [06.99](#)
 parotid gland or duct NEC [26.99](#)
 Partsch (marsupialization of dental cyst)[24.4](#)
 Pattee (auditory canal) [18.6](#)
 Peet (splanchnic resection) [05.29](#)

Operation ---Cont.

Pemberton
 osteotomy of ilium [77.39](#)
 rectum (mobilization and fixation for prolapse repair) [48.76](#)
 penis NEC [64.98](#)
 Pereyra (paraurethral suspension) [59.6](#)
 pericardium NEC [37.99](#)
 perineum (female) NEC [71.8](#)
 male NEC [86.99](#)
 perirectal tissue NEC [48.99](#)
 perirenal tissue NEC [59.92](#)
 peritoneum NEC [54.99](#)
 periurethral tissue NEC [58.99](#)
 perivesical tissue NEC [59.92](#)
 pharyngeal flap (cleft palate repair) [27.62](#)
 secondary or subsequent [27.63](#)
 pharynx, pharyngeal (pouch) NEC [29.99](#)
 pineal gland NEC [07.59](#)
 Pinsker (obliteration of nasoseptal telangiectasia) [21.07](#)
 Piper (forceps) [72.6](#)
 Pirogoff (ankle amputation through malleoli of tibia and fibula) [84.14](#)
 pituitary gland NEC [07.79](#)
 plastic --*see* Repair, by site
 pleural cavity NEC [34.99](#)
 Politano-Leadbetter
 (ureteroneocystostomy) [56.74](#)
 pollicization (with nerves and blood supply) [82.61](#)
 Polya (gastrectomy) [43.7](#)
 Pomeroy (ligation and division of fallopian tubes) [66.32](#)
 Poncet
 lengthening of Achilles tendon [83.85](#)
 urethrostomy, perineal [58.0](#)
 Porro (cesarean section) [74.99](#)
 posterior chamber (eye) NEC [14.9](#)
 Potts-Smith (descending aorta-left pulmonary artery anastomosis) [39.0](#)
 Printen and Mason (high gastric bypass) [44.31](#)
 prostate NEC --*see also* Prostatectomy [60.69](#)
 specified type [60.99](#)
 pterygium [11.39](#)
 with corneal graft [11.32](#)
 Puestow (pancreaticojejunostomy) [52.96](#)
 pull-through NEC [48.49](#)
 pulmonary NEC [33.99](#)
 push-back (cleft palate repair) [27.62](#)
 Putti-Platt (capsulorrhaphy of shoulder for recurrent dislocation) [81.82](#)
 pyloric exclusion [44.39](#)
 laparoscopic [44.38](#)
 pyriform sinus NEC [29.99](#)
 "rabbit ear" (anterior urethropexy) (Tudor) [59.79](#)

Operation ---Cont.

Ramadier (intrapetrosal drainage) [20.22](#)
 Ramstedt (pyloromyotomy) (with wedge resection) [43.3](#)
 Rankin
 exteriorization of intestine [46.03](#)
 proctectomy (complete), NOS [48.50](#)
 laparoscopic [48.51](#)
 open [48.52](#)
 other [48.59](#)
 Rashkind (balloon septostomy) [35.41](#)
 Rastelli (creation of conduit between right ventricle and pulmonary artery) [35.92](#)
 in repair of
 pulmonary artery atresia [35.92](#)
 transposition of great vessels [35.92](#)
 truncus arteriosus [35.83](#)
 Raz-Pereyra procedure (bladder neck suspension) [59.79](#)
 rectal NEC [48.99](#)
 rectocele NEC [70.52](#)
 re-entry (aorta) [39.54](#)
 renal NEC [55.99](#)
 respiratory (tract) NEC [33.99](#)
 retina NEC [14.9](#)
 Ripstein (repair of rectal prolapse) [48.75](#)
 Rodney Smith (radical subtotal pancreatectomy) [52.53](#)
 Roux-en-Y
 bile duct [51.36](#)
 cholecystojejunostomy [51.32](#)
 esophagus (intrathoracic) [42.54](#)
 gastroenterostomy [44.39](#)
 laparoscopic [44.38](#)
 gastrojejunostomy [44.39](#)
 laparoscopic [44.38](#)
 pancreaticojejunostomy [52.96](#)
 Roux-Goldthwait (repair of patellar dislocation) [81.44](#)
 Roux-Herzen-Judine (jejunal loop interposition) [42.63](#)
 Ruiz-Mora (proximal phalangectomy for hammer toe) [77.99](#)
 Russe (bone graft of scaphoid) [78.04](#)
 Saemisch (corneal section) [11.1](#)
 salivary gland or duct NEC [26.99](#)
 Salter (innominate osteotomy) [77.39](#)
 Sauer-Bacon (abdominoperineal resection), NOS [48.50](#)
 laparoscopic [48.51](#)
 open [48.52](#)
 other [48.59](#)
 Schanz (femoral osteotomy) [77.35](#)
 Schauta (-Amreich) (radical vaginal hysterectomy) [68.79](#)
 Schede (thoracoplasty) [33.34](#)
 Scheie
 cautery of sclera [12.62](#)
 sclerostomy [12.62](#)

Operation ---Cont.

Schlatter (total gastrectomy) [43.99](#)
 Schroeder (endocervical excision) [67.39](#)
 Schuchardt (nonobstetrical episiotomy) [71.09](#)
 Schwartz (simple mastoidectomy) [20.41](#)
 sclera NEC [12.89](#)
 Scott
 intestinal bypass for obesity [45.93](#)
 jejunocolostomy (bypass) [45.93](#)
 scrotum NEC [61.99](#)
 Seddon-Brooks (transfer of pectoralis major tendon) [83.75](#)
 Semb (apicolysis of lung) [33.39](#)
 seminal vesicle NEC [60.79](#)
 Senning (correction of transposition of great vessels) [35.91](#)
 Sever (division of soft tissue of arm) [83.19](#)
 Sewell (heart) [36.2](#)
 sex transformation NEC [64.5](#)
 Sharrard (iliopsoas muscle transfer) [83.77](#)
 shelf (hip arthroplasty) [81.40](#)
 Shirodkar (encirclement suture, cervix) [67.59](#)
 sigmoid NEC [46.99](#)
 Silver (bunionectomy) [77.59](#)
 Sistrunk(excision of thyroglossal cyst) [06.7](#)
 Skene's gland NEC [71.8](#)
 skin NEC [86.99](#)
 skull NEC [02.99](#)
 sling
 eyelid
 fascia lata, palpebral [08.36](#)
 frontalis fascial [08.32](#)
 levator muscle [08.33](#)
 orbicularis muscle [08.36](#)
 palpebrae ligament, fascia lata [08.36](#)
 tarsus muscle [08.35](#)
 fascial (fascia lata)
 eye [08.32](#)
 for facial weakness (trigeminal nerve paralysis) [86.81](#)
 palpebral ligament [08.36](#)
 tongue [25.59](#)
 tongue (fascial) [25.59](#)
 urethra (suprapubic) [59.4](#)
 retropubic [59.5](#)
 urethrovessical [59.5](#)
 Slocum (pes anserinus transfer) [81.47](#)
 Sluder (tonsillectomy) [28.2](#)
 Smith (open osteotomy of mandible) [76.62](#)
 Smith-Peterson(radiocarpal arthrodesis) [81.25](#)
 Smithwick (sympathectomy) [05.29](#)
 Soave (endorectal pull-through) [48.41](#)
 soft tissue NEC [83.99](#)
 hand [82.99](#)
 Sonneberg (inferior maxillary neurectomy) [04.07](#)

**Operation ---Cont.**

Sorondo-Ferré(hindquarter amputation) [84.19](#)
 Soutter (iliac crest fasciotomy) [83.14](#)
 Spalding-Richardson (uterine suspension) [69.22](#)
 spermatic cord NEC [63.99](#)
 sphincter of Oddi NEC [51.89](#)
 spinal (canal) (cord) (structures) NEC [03.99](#)
 Spinelli (correction of inverted uterus) [75.93](#)
 Spivack (permanent gastrostomy) [43.19](#)
 spleen NEC [41.99](#)
 S.P. Rogers (knee disarticulation) [84.16](#)
 Ssabanejew-Frank (permanent gastrostomy) [43.19](#)
 Stacke (simple mastoidectomy) [20.41](#)
 Stallard (conjunctivocystorhinostomy) [09.82](#)
 with insertion of tube or stent [09.83](#)
 Stamm (-Kader) (temporary gastrostomy) [43.19](#)
 Steinberg [44.5](#)
 Steindler
 fascia stripping(for cavus deformity)[83.14](#)
 flexorplasty (elbow) [83.77](#)
 muscle transfer [83.77](#)
 sterilization NEC
 female --see also specific operation [66.39](#)
 male--see also Ligation, vas deferens[63.70](#)
 Stewart (renal plication with pyeloplasty) [55.87](#)
 stomach NEC [44.99](#)
 Stone (anoplasty) [49.79](#)
 Strassman (metroplasty) [69.49](#)
 metroplasty (Jones modification) [69.49](#)
 uterus [68.22](#)
 Strayer (gastrocnemius recession) [83.72](#)
 stress incontinence --see Repair, stress incontinence
 Stromeyer-Little (hepatotomy) [50.0](#)
 Strong (unbridling of celiac artery axis) [39.91](#)
 Sturmdorf (conization of cervix) [67.2](#)
 subcutaneous tissue NEC [86.99](#)
 sublingual gland or duct NEC [26.99](#)
 submaxillary gland or duct NEC [26.99](#)
 Summerskill (dacryocystorhinostomy by intubation) [09.81](#)
 Surmay (jejunostomy) [46.39](#)
 Swenson
 bladder reconstruction [57.87](#)
 proctectomy [48.49](#)
 Swinney (urethral reconstruction) [58.46](#)
 Syme
 ankle amputation through malleoli of tibia and fibula [84.14](#)
 urethrotomy, external [58.0](#)
 sympathetic nerve NEC [05.89](#)
 Taarnhoj (trigeminal nerve root decompression) [04.41](#)
 Tack (sacculotomy) [20.79](#)

Operation ---Cont.

Talma-Morison (omentopexy) [54.74](#)
 Tanner (devascularization of stomach) [44.99](#)
 TAPVC NEC [35.82](#)
 tarsus NEC [08.99](#)
 muscle sling [08.35](#)
 tendon NEC [83.99](#)
 extraocular NEC [15.9](#)
 hand NEC [82.99](#)
 testis NEC [62.99](#)
 tetralogy of Fallot
 partial repair --see specific procedure
 total (one-stage) [35.81](#)
 Thal (Repair of esophageal stricture) [42.85](#)
 thalamus [01.41](#)
 by stereotactic radiosurgery [92.32](#)
 cobalt 60 [92.32](#)
 linear accelerator (LINAC) [92.31](#)
 multi-source [92.32](#)
 particle beam [92.33](#)
 particulate [92.33](#)
 radiosurgery NEC [92.39](#)
 single source photon [92.31](#)
 Thiersch
 anus [49.79](#)
 skin graft [86.69](#)
 hand [86.62](#)
 Thompson
 cleft lip repair [27.54](#)
 correction of lymphedema [40.9](#)
 quadricepsplasty [83.86](#)
 thumb apposition with bone graft [82.69](#)
 thoracic duct NEC [40.69](#)
 thorax NEC [34.99](#)
 Thorek (partial cholecystectomy) [51.21](#)
 three-snip, punctum [09.51](#)
 thymus NEC [07.99](#)
 thoracoscopic, NEC 07.98
 thyroid gland NEC [06.98](#)
 TKP (thermokeratoplasty) [11.74](#)
 Tomkins (metroplasty) [69.49](#)
 tongue NEC [25.99](#)
 flap, palate [27.62](#)
 tie [25.91](#)
 tonsil NEC [28.99](#)
 Torek (-Bevan) (orchidopexy) (first stage) (second stage) [62.5](#)
 Torkildsen (ventriculocisternal shunt) [02.22](#)
 Torpin (cul-de-sac resection) [70.92](#)
 Toti (dacryocystorhinostomy) [09.81](#)
 Touchas [86.83](#)
 Touroff(ligation of subclavian artery) [38.85](#)
 trabeculae corneaе cordis(heart) NEC[35.35](#)
 trachea NEC [31.99](#)
 Trauner (lingual sulcus extension) [24.91](#)
 truncus arteriosus NEC [35.83](#)

Operation ---Cont.

Tsuge (macroductyly repair) [82.83](#)
 Tudor "rabbit ear" (anterior urethropexy) [59.79](#)
 Tuffier
 apiculysis of lung [33.39](#)
 vaginal hysterectomy [68.59](#)
 laparoscopically assisted(LAVH) [68.51](#)
 tunica vaginalis NEC [61.99](#)
 Turco (release of joint capsules in clubfoot) [80.48](#)
 Uchida (tubal ligation with or without fimbriectomy) [66.32](#)
 umbilicus NEC [54.99](#)
 urachus NEC [57.51](#)
 Urban (mastectomy) (unilateral) [85.47](#)
 bilateral [85.48](#)
 ureter NEC [56.99](#)
 urethra NEC [58.99](#)
 urinary system NEC [59.99](#)
 uterus NEC [69.99](#)
 supporting structures NEC [69.98](#)
 uvula NEC [27.79](#)
 vagina NEC [70.91](#)
 vascular NEC [39.99](#)
 vas deferens NEC [63.99](#)
 ligation NEC [63.71](#)
 vein NEC [39.99](#)
 vena cava sieve [38.7](#)
 vertebra NEC [78.49](#)
 vesical (bladder) NEC [57.99](#)
 vessel NEC [39.99](#)
 cardiac NEC [36.99](#)
 Vicq d'Azayr (larynx) [31.1](#)
 Vidal (varicocele ligation) [63.1](#)
 Vineberg (implantation of mammary artery into ventricle) [36.2](#)
 vitreous NEC [14.79](#)
 vocal cord NEC [31.98](#)
 von Kraske (proctectomy) [48.64](#)
 Voss (hanging hip operation) [83.19](#)
 Vulpius (-Compere) (lengthening of gastrocnemius muscle) [83.85](#)
 vulva NEC [71.8](#)
 Ward-Mayo (vaginal hysterectomy) [68.59](#)
 laparoscopically assisted (LAVH) [68.51](#)
 Wardill (cleft palate) [27.62](#)
 Waters (extraperitoneal cesarean section) [74.2](#)
 Waterston (aorta-right pulmonary artery anastomosis) [39.0](#)
 Watkins (-Wertheim) (uterus interposition) [69.21](#)
 Watson-Jones
 hip arthrodesis [81.21](#)
 reconstruction of lateral ligaments, ankle [81.49](#)
 shoulder arthrodesis(extra-articular) [81.23](#)
 tenoplasty [83.88](#)

Operation ---Cont.

Weir
 appendicostomy [47.91](#)
 correction of nostrils [21.86](#)
 Wertheim (radical hysterectomy) [68.69](#)
 laparoscopic [68.61](#)
 West (dacryocystorhinostomy) [09.81](#)
 Wheeler
 entropion repair [08.44](#)
 halving procedure (eyelid) [08.24](#)
 Whipple (radical pancreaticoduodenectomy) [52.7](#)
 Child modification (radical subtotal pancreatectomy) [52.53](#)
 Rodney Smith modification (radical subtotal pancreatectomy) [52.53](#)
 White (lengthening of tendo calcaneus by incomplete tenotomy) [83.11](#)
 Whitehead
 glossectomy, radical [25.4](#)
 hemorrhoidectomy [49.46](#)
 Whitman
 foot stabilization (talectomy) [77.98](#)
 hip reconstruction [81.40](#)
 repair of serratus anterior muscle [83.87](#)
 talectomy [77.98](#)
 trochanter wedge osteotomy [77.25](#)
 Wier (entropion repair) [08.44](#)
 Williams-Richardson (vaginal construction) [70.61](#)
 with graft or prosthesis 70.63
 Wilms (thoracoplasty) [33.34](#)
 Wilson (angulation osteotomy for hallux valgus) [77.51](#)
 window
 antrum (nasal sinus) --see Antrotomy, maxillary
 aorticopulmonary [39.59](#)
 bone cortex--see also Incision, bone [77.10](#)
 facial [76.09](#)
 nasoantral --see Antrotomy, maxillary
 pericardium [37.12](#)
 pleural [34.09](#)
 Winiwarter (cholecystoenterostomy) [51.32](#)
 Witzel (temporary gastrostomy) [43.19](#)
 Woodward (release of high riding scapula) [81.83](#)
 Young
 epispadias repair [58.45](#)
 tendon transfer (anterior tibialis) (repair of flat foot) [83.75](#)
 Yount (division of iliotibial band) [83.14](#)
 Zancolli
 capsuloplasty [81.72](#)
 tendon transfer (biceps) [82.56](#)
 Ziegler (iridectomy) [12.14](#)
Operculectomy [24.6](#)



- Ophthalmectomy** [16.49](#)
 with implant (into Tenon's capsule) [16.42](#)
 with attachment of muscles [16.41](#)
- Ophthalmoscopy** [16.21](#)
- Opponensplasty** (hand) [82.56](#)
- Optical coherence tomography (OCT)**
 (intravascular imaging)
 coronary vessel(s) [38.24](#)
 non-coronary vessel(s) [38.25](#)
- Orbitomaxillectomy, radical** [16.51](#)
- Orbitotomy** (anterior) (frontal)
 (temporofrontal) (transfrontal) NEC [16.09](#)
 with
 bone flap [16.01](#)
 insertion of implant [16.02](#)
 Kroenlein (lateral) [16.01](#)
 lateral [16.01](#)
- Orchidectomy** (with epididymectomy)
 (unilateral) [62.3](#)
 bilateral (radical) [62.41](#)
 remaining or solitary testis [62.42](#)
- Orchidopexy** [62.5](#)
- Orchidoplasty** [62.69](#)
- Orchidorrhaphy** [62.61](#)
- Orchidotomy** [62.0](#)
- Orchiectomy** (with epididymectomy)
 (unilateral) [62.3](#)
 bilateral (radical) [62.41](#)
 remaining or solitary testis [62.42](#)
- Orchiopexy** [62.5](#)
- Orchioplasty** [62.69](#)
- Orthoroentgenography** --see Radiography
- Oscar Miller operation** (midtarsal arthrodesis) [81.14](#)
- Osmond-Clark operation** (soft tissue release with peroneus brevis tendon transfer) [83.75](#)
- Ossiculectomy** NEC [19.3](#)
 with
 stapedectomy --see also Stapedectomy [19.19](#)
 stapes mobilization [19.0](#)
 tympanoplasty [19.53](#)
 revision [19.6](#)
- Ossiculotomy** NEC [19.3](#)
- Ostectomy** (partial), except facial
 --see also category [77.8](#)
 facial NEC [76.39](#)
 total [76.45](#)
 with reconstruction [76.44](#)
 first metatarsal head --see Bunionectomy for graft (autograft) (homograft)
 --see also category [77.7](#)
 mandible [76.31](#)
 total [76.42](#)
 with reconstruction [76.41](#)
 total, except facial
 --see also category [77.9](#)
 facial NEC [76.45](#)
 with reconstruction [76.44](#)
- Ostectomy** -total ---Cont
 mandible [76.42](#)
 with reconstruction [76.41](#)
- Osteoarthrotomy**
 --see also Osteotomy [77.30](#)
- Osteoclasia** [78.70](#)
 carpal, metacarpal [78.74](#)
 clavicle [78.71](#)
 ear [20.79](#)
 femur [78.75](#)
 fibula [78.77](#)
 humerus [78.72](#)
 patella [78.76](#)
 pelvic [78.79](#)
 phalanges (foot) (hand) [78.79](#)
 radius [78.73](#)
 scapula [78.71](#)
 specified site NEC [78.79](#)
 tarsal, metatarsal [78.78](#)
 thorax (ribs) (sternum) [78.71](#)
 tibia [78.77](#)
 ulna [78.73](#)
 vertebrae [78.79](#)
- Osteolysis** --see category [78.4](#)
- Osteopathic manipulation** --see also Manipulation, osteopathic [93.67](#)
- Osteoplasty** NEC --see category [78.4](#)
 with bone graft --see Graft, bone for
 bone lengthening--see Lengthening, bone
 bone shortening --see Shortening, bone
 repair of malunion or nonunion of fracture
 --see Repair, fracture, malunion or nonunion
 carpal, metacarpal [78.44](#)
 clavicle [78.41](#)
 cranium NEC [02.06](#)
 with
 flap (bone) [02.03](#)
 graft (bone) [02.04](#)
 facial bone NEC [76.69](#)
 femur [78.45](#)
 fibula [78.47](#)
 humerus [78.42](#)
 mandible, mandibular NEC [76.64](#)
 body [76.63](#)
 ramus (open) [76.62](#)
 closed [76.61](#)
 maxilla (segmental) [76.65](#)
 total [76.66](#)
 nasal bones [21.89](#)
 patella [78.46](#)
 pelvic [78.49](#)
 phalanges (foot) (hand) [78.49](#)
 radius [78.43](#)
 scapula [78.41](#)
 skull NEC [02.06](#)
 with
 flap (bone) [02.03](#)

Osteoplasty NEC -skull ---Cont.

- graft (bone) [02.04](#)
- specified site NEC [78.49](#)
- tarsal, metatarsal [78.48](#)
- thorax (ribs) (sternum) [78.41](#)
- tibia [78.47](#)
- ulna [78.43](#)
- vertebrae [78.49](#)

Osteorrhaphy --see also Osteoplasty [78.40](#)

Osteosynthesis (fracture) --see Reduction, fracture

Osteotomy (adduction) (angulation) (block) (derotational) (displacement) (partial) (rotational) [77.30](#)

- carpals, metacarpals [77.34](#)
- wedge [77.24](#)
- clavicle [77.31](#)
- wedge [77.21](#)
- facial bone NEC [76.69](#)
- femur [77.35](#)
- wedge [77.25](#)
- fibula [77.37](#)
- wedge [77.27](#)
- humerus [77.32](#)
- wedge [77.22](#)
- mandible (segmental) (subapical) [76.64](#)
- angle (open) [76.62](#)
- closed [76.61](#)
- body [76.63](#)
- Gigli saw [76.61](#)
- ramus (open) [76.62](#)
- closed [76.61](#)
- maxilla (segmental) [76.65](#)
- total [76.66](#)
- metatarsal [77.38](#)
- wedge [77.28](#)
- for hallux valgus repair [77.51](#)
- patella [77.36](#)
- wedge [77.26](#)
- pelvic [77.39](#)
- wedge [77.29](#)
- phalanges (foot) (hand) [77.39](#)
- for repair of
 - bunion --see Bunionectomy
 - bunionette [77.54](#)
 - hallux valgus --see Bunionectomy
- wedge [77.29](#)
- for repair of
 - bunion --see Bunionectomy
 - bunionette [77.54](#)
 - hallux valgus --see Bunionectomy
- radius [77.33](#)
- wedge [77.23](#)
- scapula [77.31](#)
- wedge [77.21](#)
- specified site NEC [77.39](#)
- wedge [77.29](#)
- tarsal [77.38](#)
- wedge [77.28](#)

Osteotomy ---Cont.

- thorax (ribs) (sternum) [77.31](#)
- wedge [77.21](#)
- tibia [77.37](#)
- wedge [77.27](#)
- toe [77.39](#)
- for repair of
 - bunion --see Bunionectomy
 - bunionette [77.54](#)
 - hallux valgus --see Bunionectomy
- wedge [77.29](#)
- for repair of
 - bunion --see Bunionectomy
 - bunionette [77.54](#)
 - hallux valgus --see Bunionectomy
- ulna [77.33](#)
- wedge [77.23](#)
- vertebrae [77.39](#)
- wedge [77.29](#)

Otoneurectomy (inner ear) [20.79](#)

Otoplasty (external) [18.79](#)

- auditory canal or meatus [18.6](#)
- auricle [18.79](#)
- cartilage [18.79](#)
- reconstruction [18.71](#)
- prominent or protruding [18.5](#)

Otology [18.11](#)

Outfolding, sclera, for buckling --see also Buckling, scleral [14.49](#)

Outfracture, turbinates (nasal) [21.62](#)

Output and clearance, circulatory [92.05](#)

Overdistension, bladder (therapeutic) [96.25](#)

Overlapping, sclera, for buckling

--see also Buckling, scleral [14.49](#)

Oversewing

- left atrial appendage (LAA) [37.36](#)
- pleural bleb [32.21](#)
- ulcer crater (peptic) [44.40](#)
- duodenum [44.42](#)
- stomach [44.41](#)

Oxford operation (for urinary incontinence) [59.4](#)

Oximetry

fetal pulse [75.38](#)

Oxygenation [93.96](#)

- extracorporeal membrane (ECMO) [39.65](#)
- hyperbaric [93.95](#)
- wound [93.59](#)
- infusion therapy, Super [00.49](#)

Oxygen therapy (catalytic) (pump) [93.96](#)

- hyperbaric [93.95](#)
- SuperSaturated [00.49](#)

P

- Pacemaker**
 cardiac --see also Insertion, pacemaker, cardiac
 intraoperative (temporary) [39.64](#)
 temporary (during and immediately following cardiac surgery) [39.64](#)
- Packing** --see also Insertion, pack
 auditory canal [96.11](#)
 nose, for epistaxis (anterior) [21.01](#)
 posterior (and anterior) [21.02](#)
 rectal [96.19](#)
 sella turcica [07.79](#)
 vaginal [96.14](#)
- Palatoplasty** [27.69](#)
 for cleft palate [27.62](#)
 secondary or subsequent [27.63](#)
- Palatorrhaphy** [27.61](#)
 for cleft palate [27.62](#)
- Pallidectomy** [01.42](#)
- Pallidoansotomy** [01.42](#)
- Pallidotomy** [01.42](#)
 by stereotactic radiosurgery [92.32](#)
 cobalt 60 [92.32](#)
 linear accelerator (LINAC) [92.31](#)
 multi-source [92.32](#)
 particle beam [92.33](#)
 particulate [92.33](#)
 radiosurgery NEC [92.39](#)
 single source photon [92.31](#)
- Panas operation** (linear proctotomy) [48.0](#)
- Pancoast operation** (division of trigeminal nerve at foramen ovale) [04.02](#)
- Pancreatotomy** (total) (with synchronous duodenectomy) [52.6](#)
 partial NEC [52.59](#)
 distal (tail) (with part of body) [52.52](#)
 proximal (head) (with part of body) (with synchronous duodenectomy) [52.51](#)
 radical [52.53](#)
 subtotal [52.53](#)
 radical [52.7](#)
 subtotal [52.53](#)
- Pancreaticocystoduodenostomy** [52.4](#)
- Pancreaticocystoenterostomy** [52.4](#)
- Pancreaticocystogastrostomy** [52.4](#)
- Pancreaticocystojejunostomy** [52.4](#)
- Pancreaticoduodenectomy** (total) [52.6](#)
 partial NEC [52.59](#)
 proximal [52.51](#)
 radical subtotal [52.53](#)
 radical (one-stage) (two-stage) [52.7](#)
 subtotal [52.53](#)
- Pancreaticoduodenostomy** [52.96](#)
- Pancreaticoenterostomy** [52.96](#)
- Pancreicogastrostomy** [52.96](#)
- Pancreaticoileostomy** [52.96](#)
- Pancreaticojejunostomy** [52.96](#)
- Pancreatoduodenectomy** (total) [52.6](#)
 partial NEC [52.59](#)
 radical (one-stage) (two-stage) [52.7](#)
 subtotal [52.53](#)
 Pancreatogram [87.66](#)
 endoscopic retrograde (ERP) [52.13](#)
- Pancreatolithotomy** [52.09](#)
 endoscopic [52.94](#)
- Pancreatotomy** [52.09](#)
- Pancreolithotomy** [52.09](#)
 endoscopic [52.94](#)
- Panendoscopy** [57.32](#)
 specified site, other than bladder --see Endoscopy, by site
 through artificial stoma [57.31](#)
- Panhysterectomy** (abdominal) [68.49](#)
 laparoscopic 68.41
 vaginal [68.59](#)
 laparoscopically assisted (LAVH) [68.51](#)
- Panniculectomy** [86.83](#)
- Panniculotomy** [86.83](#)
- Pantaloon operation** (revision of gastric anastomosis) [44.5](#)
- Papillectomy, anal** [49.39](#)
 endoscopic [49.31](#)
- Papillotomy** (pancreas) [51.82](#)
 endoscopic [51.85](#)
- Pauquin operation**(ureteroneocystostomy) [56.74](#)
- Paracentesis**
 abdominal (percutaneous) [54.91](#)
 anterior chamber, eye [12.91](#)
 bladder [57.11](#)
 cornea [12.91](#)
 eye (anterior chamber) [12.91](#)
 thoracic, thoracis [34.91](#)
 tympanum [20.09](#)
 with intubation [20.01](#)
- Parasitology** --see Examination, microscopic
- Parathyroidectomy**(partial)(subtotal)NEC [06.89](#)
 complete [06.81](#)
 ectopic [06.89](#)
 global removal [06.81](#)
 mediastinal [06.89](#)
 total [06.81](#)
- Parenteral nutrition, total** [99.15](#)
 peripheral [99.15](#)
- Parotidectomy** [26.30](#)
 complete [26.32](#)
 partial [26.31](#)
 radical [26.32](#)
- Partsch operation** (marsupialization of dental cyst) [24.4](#)
- Passage** --see Insertion and Intubation
- Passage of sounds, urethra** [58.6](#)

- Patch**
 blood, spinal (epidural) [03.95](#)
 graft --see Graft
 spinal, blood (epidural) [03.95](#)
 subdural, brain [02.12](#)
- Patellapexy** [78.46](#)
- Patellaplasty NEC** [78.46](#)
- Patellectomy** [77.96](#)
 partial [77.86](#)
- Pattee operation** (auditory canal) [18.6](#)
- PDT** (percutaneous dilatational tracheostomy)
 --see Tracheostomy
- Pectenotomy** --see also Sphincterotomy, anal
[49.59](#)
- Pedicle flap** --see Graft, skin, pedicle
- Peet operation** (splanchnic resection) [05.29](#)
- PEG** (percutaneous endoscopic gastrostomy)
[43.11](#)
- PEJ** (percutaneous endoscopic jejunostomy)
[46.32](#)
- PEGJJ** (percutaneous [endoscopic]
 gastrojejunostomy) [44.32](#)
- Pelvectomy, kidney** (partial) [55.4](#)
- Pelvimetry** [88.25](#)
 gynecological [89.26](#)
- Pelviolithotomy** [55.11](#)
- Pelvioplasty, kidney** [55.87](#)
- Pelviostomy** [55.12](#)
 closure [55.82](#)
- Pelviotomy** [77.39](#)
 to assist delivery [73.94](#)
- Pelvi-ureteroplasty** [55.87](#)
- Pemberton operation**
 osteotomy of ilium [77.39](#)
 rectum (mobilization and fixation for
 prolapse repair) [48.76](#)
- Penectomy** [64.3](#)
- Pereyra operation**(paraurethral suspension)
[59.6](#)
- Perforation**
 stapes footplate [19.0](#)
- Perfusion NEC** [39.97](#)
 carotid artery [39.97](#)
 coronary artery [39.97](#)
 for
 chemotherapy NEC [99.25](#)
 hormone therapy NEC [99.24](#)
 head [39.97](#)
 hyperthermic (lymphatic), localized region
 or site [93.35](#)
 intestine (large) (local) [46.96](#)
 small [46.95](#)
 kidney, local [55.95](#)
 limb (lower) (upper) [39.97](#)
 liver, localized [50.93](#)
 neck [39.97](#)
 subarachnoid (spinal cord)
 (refrigerated saline) [03.92](#)
 total body [39.96](#)
- Pericardiectomy** [37.31](#)
- Pericardiocentesis** [37.0](#)
- Pericardiolysis** [37.12](#)
- Pericardioplasty** [37.49](#)
- Pericardiorrhaphy** [37.49](#)
- Pericardiostomy** (tube) [37.12](#)
- Pericardiotomy** [37.12](#)
- Peridectomy** [10.31](#)
- Perilimbal suction** [89.11](#)
- Perimetry** [95.05](#)
- Perineoplasty** [71.79](#)
- Perineorrhaphy** [71.71](#)
 obstetrical laceration (current) [75.69](#)
- Perineotomy** (nonobstetrical) [71.09](#)
 to assist delivery --see Episiotomy
- Periosteotomy**--see also Incision, bone [77.10](#)
 facial bone [76.09](#)
- Perirectofistulectomy** [48.93](#)
- Peritectomy** [10.31](#)
- Peritomy** [10.1](#)
- Peritoneocentesis** [54.91](#)
- Peritoneoscopy** [54.21](#)
- Peritoneotomy** [54.19](#)
- Peritoneumectomy** [54.4](#)
- Phacoemulsification** (ultrasonic) (with
 aspiration) [13.41](#)
- Phacofragmentation** (mechanical) (with
 aspiration) [13.43](#)
 posterior route [13.42](#)
 ultrasonic [13.41](#)
- Phalangectomy** (partial) [77.89](#)
 claw toe [77.57](#)
 cockup toe [77.58](#)
 hammer toe [77.56](#)
 overlapping toe [77.58](#)
 total [77.99](#)
- Phalangectomy** (fifth metacarpal) [82.81](#)
- Pharyngeal flap operation** (cleft palate
 repair) [27.62](#)
 secondary or subsequent [27.63](#)
- Pharyngectomy** (partial) [29.33](#)
 with laryngectomy [30.3](#)
- Pharyngogram** [87.09](#)
 contrast [87.06](#)
- Pharyngolaryngectomy** [30.3](#)
- Pharyngoplasty** (with silastic implant) [29.4](#)
 for cleft palate [27.62](#)
 secondary or subsequent [27.63](#)
- Pharyngorrhaphy** [29.51](#)
 for cleft palate [27.62](#)
- Pharyngoscopy** [29.11](#)
- Pharyngotomy** [29.0](#)
- Phenopeel** (skin) [86.24](#)
- Phlebectomy** [38.60](#)
 with
 anastomosis [38.30](#)
 abdominal [38.37](#)
 head and neck NEC [38.32](#)

Phlebectomy -with anastomosis---*Cont.*

- intracranial NEC [38.31](#)
- lower limb [38.39](#)
- thoracic NEC [38.35](#)
- upper limb [38.33](#)
- graft replacement [38.40](#)
 - abdominal [38.47](#)
 - head and neck NEC [38.42](#)
 - intracranial NEC [38.41](#)
 - lower limb [38.49](#)
 - thoracic NEC [38.45](#)
 - upper limb [38.43](#)
- abdominal [38.67](#)
- head and neck NEC [38.62](#)
- intracranial NEC [38.61](#)
- lower limb [38.69](#)
- thoracic NEC [38.65](#)
- upper limb [38.63](#)
- varicose [38.50](#)
 - abdominal [38.57](#)
 - head and neck NEC [38.52](#)
 - intracranial NEC [38.51](#)
 - lower limb [38.59](#)
 - thoracic NEC [38.55](#)
 - upper limb [38.53](#)
- Phlebogoniostomy** [12.52](#)
- Phlebography** (contrast) (retrograde) [88.60](#)
 - by radioisotope --see Scan, radioisotope,
 - by site
 - adrenal [88.65](#)
 - femoral [88.66](#)
 - head [88.61](#)
 - hepatic [88.64](#)
 - impedance [88.68](#)
 - intra-abdominal NEC [88.65](#)
 - intrathoracic NEC [88.63](#)
 - lower extremity NEC [88.66](#)
 - neck [88.61](#)
 - portal system [88.64](#)
 - pulmonary [88.62](#)
 - specified site NEC [88.67](#)
 - vena cava (inferior) (superior) [88.51](#)
- Phleborrhaphy** [39.32](#)
- Phlebotomy** [38.99](#)
- Phonocardiogram, with ECG lead** [89.55](#)
- Photochemotherapy** NEC [99.83](#)
 - extracorporeal [99.88](#)
- Photocoagulation**
 - ciliary body [12.73](#)
 - eye, eyeball [16.99](#)
 - iris [12.41](#)
 - macular hole--see Photocoagulation,
 - retina
 - orbital lesion [16.92](#)
 - retina
 - for
 - destruction of lesion [14.25](#)
 - reattachment [14.55](#)
 - repair of tear or defect [14.35](#)

Photocoagulation -retina---*Cont.*

- laser (beam)
 - for
 - destruction of lesion [14.24](#)
 - reattachment [14.54](#)
 - repair of tear or defect [14.34](#)
 - xenon arc
 - for
 - destruction of lesion [14.23](#)
 - reattachment [14.53](#)
 - repair of tear or defect [14.33](#)
- Photography** [89.39](#)
 - fundus [95.11](#)
- Photopheresis, therapeutic** [99.88](#)
- Phototherapy** NEC [99.83](#)
 - newborn [99.83](#)
 - ultraviolet [99.82](#)
- Phrenemphraxis** [04.03](#)
 - for collapse of lung [33.31](#)
- Phrenicectomy** [04.03](#)
 - for collapse of lung [33.31](#)
- Phrenicoexeresis** [04.03](#)
 - for collapse of lung [33.31](#)
- Phrenicotomy** [04.03](#)
 - for collapse of lung [33.31](#)
- Phrenicotripsy** [04.03](#)
 - for collapse of lung [33.31](#)
- Phrenoplasty** [34.84](#)
- Physical medicine** --see Therapy, physical
- Physical therapy** --see Therapy, physical
- Physiotherapy, chest** [93.99](#)
- PICC** (peripherally inserted central catheter) [38.93](#)
- Piercing ear, external** (pinna) [18.01](#)
- Pigmenting, skin** [86.02](#)
- Pilojection** (aneurysm) (Gallagher) [39.52](#)
- Pinealectomy** (complete) (total) [07.54](#)
 - partial [07.53](#)
- Pinealotomy** (with drainage) [07.52](#)
- Pinning**
 - bone --see Fixation, bone, internal
 - ear [18.5](#)
- Pinsker operation** (obliteration of nasoseptal telangiectasia) [21.07](#)
- Piper operation** (forceps) [72.6](#)
- Pirogoff operation** (ankle amputation through malleoli of tibia and fibula) [84.14](#)
- Pituitectomy** (complete) (total) --see also Hypophysectomy [07.69](#)
- Placentogram, placentography** [88.46](#)
 - with radioisotope (RISA) [92.17](#)
- Planing, skin** [86.25](#)
- Plantation, tooth** (bud) (germ) [23.5](#)
 - prosthetic [23.6](#)
- Plasma exchange** [99.07](#)
- Plasmapheresis, therapeutic** [99.71](#)
- Plastic repair** --see Repair, by site

Plasty --see also Repair, by site
 bladder neck (V-Y) [57.85](#)
 skin (without graft) [86.89](#)
 subcutaneous tissue [86.89](#)
Platelet inhibitor (GP IIB/IIIa inhibitor only),
 infusion [99.20](#)
Plateletpheresis, therapeutic [99.74](#)
Play
 psychotherapy [94.36](#)
 therapy [93.81](#)
Pleating
 eye muscle [15.22](#)
 multiple (two or more muscles) [15.4](#)
 sclera, for buckling --see also Buckling,
 scleral [14.49](#)
Plethysmogram (carotid) [89.58](#)
 air-filled (pneumatic) [89.58](#)
 capacitance [89.58](#)
 cerebral [89.58](#)
 differential [89.58](#)
 oculoplethysmogram [89.58](#)
 penile [89.58](#)
 photoelectric [89.58](#)
 regional [89.58](#)
 respiratory function measurement (body)
 [89.38](#)
 segmental [89.58](#)
 strain-gauge [89.58](#)
 thoracic impedance [89.38](#)
 venous occlusion [89.58](#)
 water-filled [89.58](#)
Plethysmography
 CaverMap™ [89.58](#)
 penile [89.58](#)
Pleurectomy NEC [34.59](#)
Pleurocentesis [34.91](#)
Pleurodesis [34.6](#)
 chemical [34.92](#)
 with cancer chemotherapy substance
 [34.92](#) [[99.25](#)]
 tetracycline [34.92](#) [[99.21](#)]
Pleurolysis (for collapse of lung) [33.39](#)
Pleuropexy [34.99](#)
Pleuro sclerosis [34.6](#)
 chemical [34.92](#)
 with cancer chemotherapy substance
 [34.92](#) [[99.25](#)]
 tetracycline [34.92](#) [[99.21](#)]
Pleurotomy [34.09](#)
Plexectomy
 choroid [02.14](#)
 hypogastric [05.24](#)
Plication
 aneurysm
 heart [37.32](#)
 annulus, heart valve [35.33](#)
 bleb (emphysematous), lung [32.21](#)
 broad ligament [69.22](#)

Plication---Cont.
 diaphragm(for hernia repair)(thoracic
 approach) (thoracoabdominal
 approach) [53.81](#)
 eye muscle (oblique) (rectus) [15.22](#)
 multiple (two or more muscles) [15.4](#)
 fascia [83.89](#)
 hand [82.89](#)
 inferior vena cava [38.7](#)
 intestine (jejunum) (Noble) [46.62](#)
 Kelly(-Stoeckel) (urethrovessical junction) [59.3](#)
 levator, for blepharoptosis [08.34](#)
 ligament --see also Arthroplasty [81.96](#)
 broad [69.22](#)
 round [69.22](#)
 uterosacral [69.22](#)
 mesentery [54.75](#)
 round ligament [69.22](#)
 sphincter, urinary bladder [57.85](#)
 stomach [44.69](#)
 laparoscopic [44.68](#)
 superior vena cava [38.7](#)
 tendon [83.85](#)
 hand [82.55](#)
 tricuspid valve (with repositioning) [35.14](#)
 ureter [56.89](#)
 urethra [58.49](#)
 urethrovessical junction [59.3](#)
 vein (peripheral) [39.59](#)
 vena cava (inferior) (superior) [38.7](#)
 ventricle (heart)
 aneurysm [37.32](#)
Plicotomy, tympanum [20.23](#)
Plombage, lung [33.39](#)
Pneumocentesis [33.93](#)
Pneumocisternogram [87.02](#)
Pneumoencephalogram [87.01](#)
Pneumogram, pneumography
 extraperitoneal [88.15](#)
 mediastinal [87.33](#)
 orbit [87.14](#)
 pelvic [88.13](#)
 peritoneum NEC [88.13](#)
 presacral [88.15](#)
 retroperitoneum [88.15](#)
Pneumogynecography [87.82](#)
Pneumomediastinography [87.33](#)
Pneumonectomy (complete) (extended)
 (radial) (standard) (total) (with
 mediastinal dissection) [32.59](#)
 partial
 complete excision, one lobe [32.49](#)
 resection (wedge), one lobe [32.39](#)
 thoracoscopic [32.50](#)
Pneumonolysis (for collapse of lung) [33.39](#)
Pneumonotomy (with exploration) [33.1](#)
Pneumoperitoneum(surgically-induced) [54.96](#)
 for collapse of lung [33.33](#)
 pelvic [88.12](#)

- Pneumothorax** (artificial) (surgical) [33.32](#)
intrapleural [33.32](#)
- Pneumoventriculogram** [87.02](#)
- Poliitano-Leadbetter operation**
(ureteroneocystostomy) [56.74](#)
- Poltizerization, Eustachian tube** [20.8](#)
- Pollicization** (with carry over of nerves and blood supply) [82.61](#)
- Polya operation** (gastrectomy) [43.7](#)
- Polypectomy**--*see also* Excision,lesion,by site
esophageal [42.32](#)
endoscopic [42.33](#)
gastric (endoscopic) [43.41](#)
large intestine (colon) [45.42](#)
nasal [21.31](#)
rectum (endoscopic) [48.36](#)
- Polysomnogram** [89.17](#)
- Pomerooy operation** (ligation and division of fallopian tubes) [66.32](#)
- Poncet operation**
lengthening of Achilles tendon [83.85](#)
urethrostomy, perineal [58.0](#)
- Porro operation** (cesarean section) [74.99](#)
- Portoenterostomy** (Kasai) [51.37](#)
- Positrocephalogram** [92.11](#)
- Positron emission tomography** (PET)
--*see* Scan, radioisotope
- Postmortem examination** [89.8](#)
- Potts-Smith operation** (descending aorta- left pulmonary artery anastomosis) [39.0](#)
- Poudrage**
intrapericardial [36.39](#)
pleural [34.6](#)
- PPN** (peripheral parenteral nutrition) [99.15](#)
- PPVI** (percutaneous pulmonary valve implantation) [35.07](#)
- Preparation** (cutting), pedicle (flap) graft [86.71](#)
- Preputiotomy** [64.91](#)
- Prescription for glasses** [95.31](#)
- Pressurized**
graft treatment [00.16](#)
- Printen and Mason operation** (high gastric bypass) [44.31](#)
- Probing**
canaliculus, lacrimal (with irrigation) [09.42](#)
lacrimal
canaliculi [09.42](#)
punctum (with irrigation) [09.41](#)
nasolacrimal duct (with irrigation) [09.43](#)
with insertion of tube or stent [09.44](#)
salivary duct (for dilation of duct) (for removal of calculus) [26.91](#)
with incision [26.0](#)
- Procedure** --*see also* specific procedure
diagnostic NEC
abdomen (region) [54.29](#)
adenoid [28.19](#)
adrenal gland [07.19](#)
alveolus [24.19](#)
amnion [75.35](#)
anterior chamber, eye [12.29](#)
anus [49.29](#)
appendix [45.28](#)
biliary tract [51.19](#)
bladder [57.39](#)
blood vessel (any site) [38.29](#)
bone [78.80](#)
carpal, metacarpal [78.84](#)
clavicle [78.81](#)
facial [76.19](#)
femur [78.85](#)
fibula [78.87](#)
humerus [78.82](#)
marrow [41.38](#)
patella [78.86](#)
pelvic [78.89](#)
phalanges (foot) (hand) [78.89](#)
radius [78.83](#)
scapula [78.81](#)
specified site NEC [78.89](#)
tarsal, metatarsal [78.88](#)
thorax (ribs) (sternum) [78.81](#)
tibia [78.87](#)
ulna [78.83](#)
vertebrae [78.89](#)
brain [01.18](#)
breast [85.19](#)
bronchus [33.29](#)
buccal [27.24](#)
bursa [83.29](#)
canthus [08.19](#)
cecum [45.28](#)
cerebral meninges [01.18](#)
cervix [67.19](#)
chest wall [34.28](#)
choroid [14.19](#)
ciliary body [12.29](#)
clitoris [71.19](#)
colon [45.28](#)
conjunctiva [10.29](#)
cornea [11.29](#)
cul-de-sac [70.29](#)
dental [24.19](#)
diaphragm [34.28](#)
duodenum [45.19](#)
ear
external [18.19](#)
inner and middle [20.39](#)
epididymis [63.09](#)
esophagus [42.29](#)
Eustachian tube [20.39](#)
extraocular muscle or tendon [15.09](#)

Procedure -diagnostic ---Cont.

eye [16.29](#)
 anterior chamber [12.29](#)
 posterior chamber [14.19](#)
 eyeball [16.29](#)
 eyelid [08.19](#)
 fallopian tube [66.19](#)
 fascia (any site) [83.29](#)
 fetus [75.35](#)
 gallbladder [51.19](#)
 ganglion (cranial) (peripheral) [04.19](#)
 sympathetic [05.19](#)
 gastric [44.19](#)
 globus pallidus [01.18](#)
 gum [24.19](#)
 heart [37.29](#)
 hepatic [50.19](#)
 hypophysis [07.19](#)
 ileum [45.19](#)
 intestine [45.29](#)
 large [45.28](#)
 small [45.19](#)
 iris [12.29](#)
 jejunum [45.19](#)
 joint (capsule) (ligament) (structure)
 NEC [81.98](#)
 facial [76.19](#)
 kidney [55.29](#)
 labia [71.19](#)
 lacrimal (system) [09.19](#)
 large intestine [45.28](#)
 larynx [31.48](#)
 ligament [81.98](#)
 uterine [68.19](#)
 liver [50.19](#)
 lung [33.29](#)
 lymphatic structure (channel) (gland)
 (node) (vessel) [40.19](#)
 mediastinum [34.29](#)
 meninges (cerebral) [01.18](#)
 spinal [03.39](#)
 mouth [27.29](#)
 muscle [83.29](#)
 extraocular (oblique) (rectus) [15.09](#)
 papillary (heart) [37.29](#)
 nail [86.19](#)
 nasopharynx [29.19](#)
 nerve (cranial) (peripheral) NEC [04.19](#)
 sympathetic [05.19](#)
 nipple [85.19](#)
 nose, nasal [21.29](#)
 sinus [22.19](#)
 ocular [16.29](#)
 muscle [15.09](#)
 omentum [54.29](#)
 ophthalmologic [16.29](#)
 oral (cavity) [27.29](#)
 orbit [16.29](#)
 orthodontic [24.19](#)

Procedure -diagnostic ---Cont.

ovary [65.19](#)
 laparoscopic [65.14](#)
 palate [27.29](#)
 pancreas [52.19](#)
 papillary muscle (heart) [37.29](#)
 parathyroid gland [06.19](#)
 penis [64.19](#)
 perianal tissue [49.29](#)
 pericardium [37.29](#)
 periprostatic tissue [60.18](#)
 perirectal tissue [48.29](#)
 perirenal tissue [59.29](#)
 peritoneum [54.29](#)
 periurethral tissue [58.29](#)
 perivesical tissue [59.29](#)
 pharynx [29.19](#)
 pineal gland [07.19](#)
 pituitary gland [07.19](#)
 pleura [34.28](#)
 posterior chamber, eye [14.19](#)
 prostate [60.18](#)
 pulmonary [33.29](#)
 rectosigmoid [48.29](#)
 rectum [48.29](#)
 renal [55.29](#)
 respiratory [33.29](#)
 retina [14.19](#)
 retroperitoneum [59.29](#)
 salivary gland or duct [26.19](#)
 sclera [12.29](#)
 scrotum [61.19](#)
 seminal vesicle [60.19](#)
 sigmoid [45.28](#)
 sinus, nasal [22.19](#)
 skin [86.19](#)
 skull [01.19](#)
 soft tissue [83.29](#)
 spermatic cord [63.09](#)
 sphincter of Oddi [51.19](#)
 spine, spinal (canal) (cord) (meninges)
 (structure) [03.39](#)
 spleen [41.39](#)
 stomach [44.19](#)
 subcutaneous tissue [86.19](#)
 sympathetic nerve [05.19](#)
 tarsus [09.19](#)
 tendon NEC [83.29](#)
 extraocular [15.09](#)
 testicle [62.19](#)
 thalamus [01.18](#)
 thoracic duct [40.19](#)
 thorax [34.28](#)
 thymus [07.19](#)
 thyroid gland [06.19](#)
 tongue [25.09](#)
 tonsils [28.19](#)
 tooth [24.19](#)
 trachea [31.49](#)

- Procedure** --diagnostic ---*Cont.*
 tunica vaginalis [61.19](#)
 ureter [56.39](#)
 urethra [58.29](#)
 uterus and supporting structures [68.19](#)
 uvula [27.29](#)
 vagina [70.29](#)
 vas deferens [63.09](#)
 vesical [57.39](#)
 vessel (blood) (any site) [38.29](#)
 vitreous [14.19](#)
 vulva [71.19](#)
 fistulizing, sclera NEC [12.69](#)
 miscellaneous (nonoperative) NEC [99.99](#)
 respiratory (nonoperative) NEC [93.99](#)
 surgical --see Operation
- Proctectasis** [96.22](#)
- Proctectomy** (partial) --see also Resection,
 rectum [48.69](#)
 Abdominoperineal, NOS [48.59](#)
 laparoscopic [48.51](#)
 open [48.52](#)
 other [48.59](#)
 complete (Miles) (Rankin), NOS [48.59](#)
 laparoscopic [48.51](#)
 open [48.52](#)
 other [48.59](#)
 pull-through
 laparoscopic [48.42](#)
 not otherwise specified [48.40](#)
 open [48.43](#)
 other [48.49](#)
- Proctoclysis** [96.37](#)
- Proctolysis** [48.99](#)
- Proctopexy** (Delorme) [48.76](#)
 abdominal (Ripstein) [48.75](#)
- Proctoplasty** [48.79](#)
- Proctorrhaphy** [48.71](#)
- Proctoscopy** [48.23](#)
 with biopsy [48.24](#)
 through stoma (artificial) [48.22](#)
 transabdominal approach [48.21](#)
- Proctosigmoidectomy** --see also Resection,
 rectum [48.69](#)
- Proctosigmoidopexy** [48.76](#)
- Proctosigmoidoscopy** (rigid) [48.23](#)
 with biopsy [48.24](#)
 flexible [45.24](#)
 through stoma (artificial) [48.22](#)
 transabdominal approach [48.21](#)
- Proctostomy** [48.1](#)
- Proctotomy** (decompression) (linear) [48.0](#)
- Production** --see also Formation and Creation
 atrial septal defect [35.42](#)
 subcutaneous tunnel for esophageal
 anastomosis [42.86](#)
 with anastomosis --see Anastomosis,
 esophagus, antesternal
- Prognathic recession** [76.64](#)
- Prophylaxis, dental**(scaling)(polishing) [96.54](#)
- Prostatotomy**(complete)(partial) NEC [60.69](#)
 loop [60.29](#)
 perineal [60.62](#)
 radical (any approach) [60.5](#)
 retropubic (punch) (transcapsular) [60.4](#)
 suprapubic (punch) (transvesical) [60.3](#)
 transcapsular NEC [60.69](#)
 retropubic [60.4](#)
 transperineal [60.62](#)
 transurethral [60.29](#)
 ablation(contact)(noncontact)by laser[60.21](#)
 electrovaporization [60.29](#)
 enucleative [60.29](#)
 resection of prostate (TURP) [60.29](#)
 ultrasound guided laser induced (TULIP)
[60.21](#)
 transvesical punch (suprapubic) [60.3](#)
- Prostatacystotomy** [60.0](#)
- Prostatolithotomy** [60.0](#)
- Prostatotomy** (perineal) [60.0](#)
- Prostatovesiculotomy** [60.5](#)
- Protection** (of)
 individual from his surroundings [99.84](#)
 surroundings from individual [99.84](#)
- Psychoanalysis** [94.31](#)
- Psychodrama** [94.43](#)
- Psychotherapy** NEC [94.39](#)
 biofeedback [94.39](#)
 exploratory verbal [94.37](#)
 group [94.44](#)
 for psychosexual dysfunctions [94.41](#)
 play [94.36](#)
 psychosexual dysfunctions [94.34](#)
 supportive verbal [94.38](#)
- PTCA** (percutaneous transluminal coronary
 angioplasty) --see Angioplasty, balloon,
 coronary
- Ptyalectasis** [26.91](#)
- Ptyalithotomy** [26.0](#)
- Ptyalolithotomy** [26.0](#)
- Pubiectomy** [77.39](#)
 assisting delivery [73.94](#)
- Pubococcygeoplasty** [59.71](#)
- Puestow operation** (pancreaticojejunostomy)
[52.96](#)
- Pull-through**
 abdomino-anal [48.49](#)
 abdominoperineal [48.49](#)
 Duhamel type [48.65](#)
 endorectal [48.41](#)
- Pulmowrap** [93.99](#)
- Pulpectomy**--see also Therapy,root canal [23.70](#)
- Pulpotomy**--see also Therapy,root canal [23.70](#)
- Pump-oxygenator, for extracorporeal
 circulation** [39.61](#)
 percutaneous [39.66](#)

Punch

- operation
 - bladder neck, transurethral [57.49](#)
 - prostate --see Prostatectomy
 - resection, vocal cords [30.22](#)

Puncture

- antrum (nasal) (bilateral) (unilateral) [22.01](#)
- artery NEC [38.98](#)
 - for
 - arteriography --see also Arteriography [88.40](#)
 - coronary arteriography --see also Arteriography, coronary [88.57](#)
 - percutaneous vascular closure --omit code
- bladder, suprapubic (for drainage) NEC [57.18](#)
 - needle [57.11](#)
 - percutaneous (suprapubic) [57.17](#)
- bursa [83.94](#)
 - hand [82.92](#)
- cisternal [01.01](#)
 - with contrast media [87.02](#)
- cranial [01.09](#)
 - with contrast media [87.02](#)
- craniobuccal pouch [07.72](#)
- craniopharyngioma [07.72](#)
- fallopian tube [66.91](#)
- fontanel, anterior [01.09](#)
- heart [37.0](#)
 - for intracardiac injection [37.92](#)
- hypophysis [07.72](#)
- iris [12.12](#)
- joint [81.91](#)
- kidney (percutaneous) [55.92](#)
- larynx [31.98](#)
- lumbar (diagnostic) (removal of dye) [03.31](#)
- lung (for aspiration) [33.93](#)
- nasal sinus [22.01](#)
- pericardium [37.0](#)
- pituitary gland [07.72](#)
- pleural cavity [34.91](#)
- Rathke's pouch [07.72](#)
- spinal [03.31](#)
- spleen [41.1](#)
 - for biopsy [41.32](#)
- sternal (for bone marrow biopsy) [41.31](#)
 - donor for bone marrow transplant [41.91](#)
- vein NEC [38.99](#)
 - for
 - phlebography--see also Phlebography [88.60](#)
 - transfusion --see Transfusion
 - ventricular shunt tubing [01.02](#)

Pupillotomy [12.35](#)

- Push-back operation** (cleft palate repair) [27.62](#)
- Putti-Platt operation** (capsulorrhaphy of shoulder for recurrent dislocation) [81.82](#)
- pVAD** (percutaneous ventricular assist device) [37.68](#)
- Pyelogram** (intravenous) [87.73](#)
 - infusion (continuous) (diuretic) [87.73](#)
 - percutaneous [87.75](#)
 - retrograde [87.74](#)
- Pyeloileostomy** [56.71](#)
- Pyelolithotomy** [55.11](#)
- Pyeloplasty** [55.87](#)
- Pyelorrhaphy** [55.81](#)
- Pyeloscopy** [55.22](#)
- Pyelostolithotomy, percutaneous** [55.03](#)
- Pyelostomy** [55.12](#)
 - closure [55.82](#)
- Pyelotomy** [55.11](#)
- Pyeloureteroplasty** [55.87](#)
- Pylorectomy** [43.6](#)
- Pyloroduodenotomy** --see category [44.2](#)
- Pyloromyotomy** (Ramstedt) (with wedge resection) [43.3](#)
- Pyloroplasty**(Finney)(Heineke-Mikulicz) [44.29](#)
 - dilation, endoscopic [44.22](#)
 - by incision [44.21](#)
 - not elsewhere classified [44.29](#)
 - revision [44.29](#)
- Pylorostomy** --see Gastrostomy

Q

- Quadrant resection of breast** [85.22](#)
- Quadricepsplasty** (Thompson) [83.86](#)
- Quarantine** [99.84](#)
- Quenuthoracoplasty** [77.31](#)
- Quotient, respiratory** [89.38](#)

R

- Rachicentesis** [03.31](#)
- Rachitomy** [03.09](#)
- Radiation therapy**--*see also* Therapy, radiation
teleradiotherapy --*see* Teleradiotherapy
- Radical neck dissection**--*see* Dissection,neck
- Radicotomy** [03.1](#)
- Radiculectomy** [03.1](#)
- Radiculotomy** [03.1](#)
- Radiography** (diagnostic) NEC [88.39](#)
abdomen, abdominal (flat plate) NEC [88.19](#)
wall (soft tissue) NEC [88.09](#)
adenoid [87.09](#)
ankle (skeletal) [88.28](#)
soft tissue [88.37](#)
bone survey [88.31](#)
bronchus [87.49](#)
chest (routine) [87.44](#)
wall NEC [87.39](#)
clavicle [87.43](#)
computer assisted surgery (CAS) with fluoroscopy
[00.33](#)
contrast (air) (gas) (radio-opaque substance) NEC
abdominal wall [88.03](#)
arteries (by fluoroscopy) --*see*
Arteriography
bile ducts NEC [87.54](#)
bladder NEC [87.77](#)
brain [87.02](#)
breast [87.35](#)
bronchus NEC (transcricoid) [87.32](#)
endotracheal [87.31](#)
epididymis [87.93](#)
esophagus [87.61](#)
fallopian tubes
gas [87.82](#)
opaque dye [87.83](#)
fistula (sinus tract) --*see also* Radiography,
contrast, by site
abdominal wall [88.03](#)
chest wall [87.38](#)
gallbladder NEC [87.59](#)
intervertebral disc(s) [87.21](#)
joints [88.32](#)
larynx [87.07](#)
lymph --*see* Lymphangiogram
mammary ducts [87.35](#)
mediastinum [87.33](#)
nasal sinuses [87.15](#)
nasolacrimal ducts [87.05](#)
nasopharynx [87.06](#)
orbit [87.14](#)
- Radiography** -contrast ---*Cont.*
pancreas [87.66](#)
pelvis
gas [88.12](#)
opaque dye [88.11](#)
peritoneum NEC [88.13](#)
retroperitoneum NEC [88.15](#)
seminal vesicles [87.91](#)
sinus tract --*see also* Radiography,
contrast, by site
abdominal wall [88.03](#)
chest wall [87.38](#)
nose [87.15](#)
skull [87.02](#)
spinal disc(s) [87.21](#)
trachea [87.32](#)
uterus
gas [87.82](#)
opaque dye [87.83](#)
vas deferens [87.94](#)
veins (by fluoroscopy)--*see* Phlebography
vena cava (inferior) (superior) [88.51](#)
dental NEC [87.12](#)
diaphragm [87.49](#)
digestive tract NEC [87.69](#)
barium swallow [87.61](#)
lower GI series [87.64](#)
small bowel series [87.63](#)
upper GI series [87.62](#)
elbow (skeletal) [88.22](#)
soft tissue [88.35](#)
epididymis NEC [87.95](#)
esophagus [87.69](#)
barium-swallow [87.61](#)
eye [95.14](#)
face, head, and neck [87.09](#)
facial bones [87.16](#)
fallopian tubes [87.85](#)
foot [88.28](#)
forearm (skeletal) [88.22](#)
soft tissue [88.35](#)
frontal area, facial [87.16](#)
genital organs
female NEC [87.89](#)
male NEC [87.99](#)
hand (skeletal) [88.23](#)
soft tissue [88.35](#)
head NEC [87.09](#)
heart [87.49](#)
hip (skeletal) [88.26](#)
soft tissue [88.37](#)
intestine NEC [87.65](#)
kidney-ureter-bladder (KUB) [87.79](#)
knee (skeletal) [88.27](#)
soft tissue [88.37](#)

Radiography ---Cont.

KUB (kidney-ureter-bladder) [87.79](#)
 larynx [87.09](#)
 lower leg (skeletal) [88.27](#)
 soft tissue [88.37](#)
 lower limb (skeletal) NEC [88.29](#)
 soft tissue NEC [88.37](#)
 lung [87.49](#)
 mandible [87.16](#)
 maxilla [87.16](#)
 mediastinum [87.49](#)
 nasal sinuses [87.16](#)
 nasolacrimal duct [87.09](#)
 nasopharynx [87.09](#)
 neck NEC [87.09](#)
 nose [87.16](#)
 orbit [87.16](#)
 pelvis (skeletal) [88.26](#)
 pelvimetry [88.25](#)
 soft tissue [88.19](#)
 prostate NEC [87.92](#)
 retroperitoneum NEC [88.16](#)
 ribs [87.43](#)
 root canal [87.12](#)
 salivary gland [87.09](#)
 seminal vesicles NEC [87.92](#)
 shoulder (skeletal) [88.21](#)
 soft tissue [88.35](#)
 skeletal NEC [88.33](#)
 series (whole or complete) [88.31](#)
 skull (lateral, sagittal or tangential projection)
 NEC [87.17](#)
 spine NEC [87.29](#)
 cervical [87.22](#)
 lumbosacral [87.24](#)
 sacrococcygeal [87.24](#)
 thoracic [87.23](#)
 sternum [87.43](#)
 supraorbital area [87.16](#)
 symphysis menti [87.16](#)
 teeth NEC [87.12](#)
 full-mouth [87.11](#)
 thigh (skeletal) [88.27](#)
 soft tissue [88.37](#)
 thyroid region [87.09](#)
 tonsils and adenoids [87.09](#)
 trachea [87.49](#)
 ultrasonic --see Ultrasonography
 upper arm (skeletal) [88.21](#)
 soft tissue [88.35](#)
 upper limb (skeletal) NEC [88.24](#)
 soft tissue NEC [88.35](#)
 urinary system NEC [87.79](#)
 uterus NEC [87.85](#)
 gravid [87.81](#)
 uvula [87.09](#)
 vas deferens NEC [87.95](#)
 wrist [88.23](#)
 zygomaticomaxillary complex [87.16](#)

Radioimmunotherapy [92.28](#)**Radioisotope**

scanning --see Scan, radioisotope
 therapy --see Therapy, radioisotope

Radiology

diagnostic --see Radiography
 therapeutic --see Therapy, radiation

Radiosurgery, stereotactic [92.30](#)

cobalt 60 [92.32](#)
 linear accelerator (LINAC) [92.31](#)
 multi-source [92.32](#)
 particle beam [92.33](#)
 particulate [92.33](#)
 radiosurgery NEC [92.39](#)
 single source photon [92.31](#)

Raising, pedicle graft [86.71](#)**Ramadier operation (intrapetrosal drainage) [20.22](#)****Ramisetion (sympathetic) [05.0](#)****Ramstedt operation (pyloromyotomy) (with wedge resection) [43.3](#)****Range of motion testing [93.05](#)****Rankin operation**

exteriorization of intestine [46.03](#)
 proctectomy (complete), NOS [48.50](#)
 laparoscopic [48.51](#)
 open [48.52](#)
 other [48.59](#)

Rashkind operation (balloon septostomy) [35.41](#)**Rastelli operation (creation of conduit between rightventricle and pulmonary artery) [35.92](#)**

in repair of
 pulmonary artery atresia [35.92](#)
 transposition of great vessels [35.92](#)
 truncus arteriosus [35.83](#)

Raz-Pereyra procedure (bladder neck suspension) [59.79](#)**RCSA (radical cryosurgical ablation) of prostate [60.62](#)****Readjustment --see Adjustment****Reamputation, stump [84.3](#)****Reanastomosis --see Anastomosis****Reattachment**

amputated ear [18.72](#)
 ankle [84.27](#)
 arm (upper) NEC [84.24](#)
 choroid and retina NEC [14.59](#)
 by
 cryotherapy [14.52](#)
 diathermy [14.51](#)
 electrocoagulation [14.51](#)
 photocoagulation [14.55](#)
 laser [14.54](#)
 xenon arc [14.53](#)
 ear (amputated) [18.72](#)
 extremity [84.29](#)
 ankle [84.27](#)

Reattachment-extremity ---*Cont.*

- arm (upper) NEC [84.24](#)
- fingers, except thumb [84.22](#)
 - thumb [84.21](#)
- foot [84.26](#)
- forearm [84.23](#)
- hand [84.23](#)
- leg (lower) NEC [84.27](#)
- thigh [84.28](#)
- thumb [84.21](#)
- toe [84.25](#)
- wrist [84.23](#)
- finger [84.22](#)
 - thumb [84.21](#)
- foot [84.26](#)
- forearm [84.23](#)
- hand [84.23](#)
- joint capsule --*see also* Arthroplasty [81.96](#)
- leg (lower) NEC [84.27](#)
- ligament --*see also* Arthroplasty
 - uterosacral [69.22](#)
- muscle [83.74](#)
 - hand [82.54](#)
 - papillary (heart) [35.31](#)
- nerve (peripheral) [04.79](#)
- nose (amputated) [21.89](#)
- papillary muscle (heart) [35.31](#)
- penis (amputated) [64.45](#)
- retina (and choroid) NEC [14.59](#)
 - by
 - cryotherapy [14.52](#)
 - diathermy [14.51](#)
 - electrocoagulation [14.51](#)
 - photocoagulation [14.55](#)
 - laser [14.54](#)
 - xenon arc [14.53](#)
- tendon (to tendon) [83.73](#)
 - hand [82.53](#)
 - to skeletal attachment [83.88](#)
 - hand [82.85](#)
- thigh [84.28](#)
- thumb [84.21](#)
- toe [84.25](#)
- tooth [23.5](#)
- uterosacral ligament(s) [69.22](#)
- vessels (peripheral) [39.59](#)
 - renal, aberrant [39.55](#)
- wrist [84.23](#)

Recession

- extraocular muscle [15.11](#)
 - multiple (two or more muscles) (with advancement or resection) [15.3](#)
- gastrocnemius tendon(Strayer operation) [83.72](#)
- levator palpebrae (superioris)muscle [08.38](#)
- prognathic jaw [76.64](#)
- tendon [83.72](#)
 - hand [82.52](#)

Reclosure --*see also* Closure disrupted abdominal wall (postoperative) [54.61](#)**Reconstruction** (plastic) --*see also*

- Construction and Repair, by site
 - alveolus, alveolar (process) (ridge) (with graft or implant) [24.5](#)
- artery (graft) --*see* Graft, artery
- artificial stoma, intestine [46.40](#)
- auditory canal (external) [18.6](#)
- auricle (ear) [18.71](#)
- bladder [57.87](#)
 - with
 - ileum [57.87](#) [[45.51](#)]
 - sigmoid [57.87](#) [[45.52](#)]
- bone,except facial--*see also*
 - Osteoplasty [78.40](#)
- facial NEC [76.46](#)
 - with total ostectomy [76.44](#)
- mandible [76.43](#)
 - with total mandibulectomy [76.41](#)
- breast, total, NOS [85.70](#)
 - deep inferior epigastric artery perforator (DIEP) flap, free [85.74](#)
 - gluteal artery perforator (GAP) flap, free [85.76](#)
 - latissimus dorsi myocutaneous flap [85.71](#)
 - other [85.79](#)
 - superficial inferior epigastric artery (SIEA) flap, free [85.75](#)
 - transverse rectus abdominis musculo-cutaneous (TRAM) flap, free [85.73](#)
 - transverse rectus abdominis myocutaneous (TRAM) flap, pedicled [85.72](#)
- bronchus [33.48](#)
- canthus (lateral) [08.59](#)
- cardiac annulus [35.33](#)
- chest wall (mesh) (silastic) [34.79](#)
- cleft lip [27.54](#)
- conjunctival cul-de-sac [10.43](#)
 - with graft (buccal mucous membrane) (free) [10.42](#)
- cornea NEC [11.79](#)
- diaphragm [34.84](#)
- ear (external) (auricle) [18.71](#)
 - external auditory canal [18.6](#)
 - meatus (new) (osseous skin-lined) [18.6](#)
 - ossicles [19.3](#)
 - prominent or protruding [18.5](#)
- eyebrow [08.70](#)
- eyelid [08.70](#)
 - with graft or flap [08.69](#)
 - hair follicle [08.63](#)
 - mucous membrane [08.62](#)
 - skin [08.61](#)
 - tarsoconjunctival (one-stage) (two-stage) [08.64](#)
- full-thickness [08.74](#)
 - involving lid margin [08.73](#)
- partial-thickness [08.72](#)
 - involving lid margin [08.71](#)
- eye socket [16.64](#)
 - with graft [16.63](#)

Reconstruction ---*Cont.*
 fallopian tube [66.79](#)
 foot and toes (with fixation device) [81.57](#)
 with prosthetic implant [81.57](#)
 frontonasal duct [22.79](#)
 hip (total) (with prosthesis) [81.51](#)
 intraoral [27.59](#)
 joint --*see* Arthroplasty
 lymphatic (by transplantation) [40.9](#)
 mandible [76.43](#)
 with total mandibulectomy [76.41](#)
 mastoid cavity [19.9](#)
 mouth [27.59](#)
 nipple NEC [85.87](#)
 nose (total) (with arm flap) (with forehead flap)
 [21.83](#)
 ossicles (graft) (prosthesis) NEC [19.3](#)
 with
 stapedectomy [19.19](#)
 tympaanoplasty [19.53](#)
 pelvic floor [71.79](#)
 penis (rib graft) (skin graft) (myocutaneous
 flap) [64.44](#)
 pharynx [29.4](#)
 scrotum (with pedicle flap) (with rotational flap)
 [61.49](#)
 skin (plastic) (without graft) NEC [86.89](#)
 with graft --*see* Graft, skin
 subcutaneous tissue (plastic) (without skin graft)
 NEC [86.89](#)
 with graft --*see* Graft, skin
 tendon pulley(with graft)(with local tissue)[83.83](#)
 for opponensplasty [82.71](#)
 hand [82.71](#)
 thumb (osteoplastic) (with bone graft) (with skin
 graft) [82.69](#)
 trachea (with graft) [31.75](#)
 umbilicus
 laparoscopic [53.43](#)
 with graft or prosthesis [53.42](#)
 other and open with graft or prosthesis [53.41](#)
 other open [53.49](#)
 ureteropelvic junction [55.87](#)
 urethra [58.46](#)
 vagina [70.62](#)
 with graft or prosthesis [70.64](#)
 vas deferens, surgically divided [63.82](#)
Recontour, gingiva [24.2](#)
Recreational therapy [93.81](#)
Rectectomy--*see also* Resection,rectum[48.69](#)
Rectopexy (Delorme) [48.76](#)
 abdominal (Ripstein) [48.75](#)
Rectoplasty [48.79](#)
Rectorectostomy [48.74](#)
Rectorrhaphy [48.71](#)
Rectosigmoidectomy --*see also* Resection, rectum
 [48.69](#)
 transsacral [48.61](#)
Rectosigmoidostomy [45.94](#)

Rectostomy [48.1](#)
 closure [48.72](#)
Red cell survival studies [92.05](#)
Reduction
 adipose tissue [86.83](#)
 batwing arms [86.83](#)
 breast (bilateral) [85.32](#)
 unilateral [85.31](#)
 bulbous tuberosities (mandible) (maxilla)
 (fibrous) (osseous) [24.31](#)
 buttocks [86.83](#)
 diastasis, ankle mortise (closed) [79.77](#)
 open [79.87](#)
 dislocation (of joint) (manipulation) (with
 cast) (with splint) (with traction device)
 (closed) [79.70](#)
 with fracture --*see* Reduction,fracture,by site
 ankle (closed) [79.77](#)
 open [79.87](#)
 elbow (closed) [79.72](#)
 open [79.82](#)
 finger (closed) [79.74](#)
 open [79.84](#)
 foot (closed) [79.78](#)
 open [79.88](#)
 hand (closed) [79.74](#)
 open [79.84](#)
 hip (closed) [79.75](#)
 open [79.85](#)
 knee (closed) [79.76](#)
 open [79.86](#)
 open (with external fixation) (with
 internal fixation) [79.80](#)
 specified site NEC [79.89](#)
 shoulder (closed) [79.71](#)
 open [79.81](#)
 specified site (closed) NEC [79.79](#)
 open [79.89](#)
 temporomandibular (closed) [76.93](#)
 open [76.94](#)
 toe (closed) [79.78](#)
 open [79.88](#)
 wrist (closed) [79.73](#)
 open [79.83](#)
 elephantiasis, scrotum [61.3](#)
 epistaxis--*see also* Control, epistaxis [21.00](#)
 fracture (bone) (with cast) (with splint) (with
 traction device) (closed) [79.00](#)
 with internal fixation [79.10](#)
 alveolar process(with stabilization of teeth)
 mandible (closed) [76.75](#)
 open [76.77](#)
 maxilla (closed) [76.73](#)
 open [76.77](#)
 open [76.77](#)
 ankle --*see* Reduction, fracture, leg

Reduction-fracture --Cont.

- arm (closed) NEC [79.02](#)
 - with internal fixation [79.12](#)
 - open [79.22](#)
 - with internal fixation [79.32](#)
- blow-out --see Reduction, fracture, orbit
- carpal, metacarpal (closed) [79.03](#)
 - with internal fixation [79.13](#)
 - open [79.23](#)
 - with internal fixation [79.33](#)
- epiphysis --see Reduction, separation
- facial (bone) NEC [76.70](#)
 - closed [76.78](#)
 - open [76.79](#)
- femur (closed) [79.05](#)
 - with internal fixation [79.15](#)
 - open [79.25](#)
 - with internal fixation [79.35](#)
- fibula (closed) [79.06](#)
 - with internal fixation [79.16](#)
 - open [79.26](#)
 - with internal fixation [79.36](#)
- foot (closed) NEC [79.07](#)
 - with internal fixation [79.17](#)
 - open [79.27](#)
 - with internal fixation [79.37](#)
- hand (closed) NEC [79.03](#)
 - with internal fixation [79.13](#)
 - open [79.23](#)
 - with internal fixation [79.33](#)
- humerus (closed) [79.01](#)
 - with internal fixation [79.11](#)
 - open [79.21](#)
 - with internal fixation [79.31](#)
- jaw (lower) --see *also* Reduction, fracture, mandible
- upper--see Reduction,fracture,maxilla
- larynx [31.64](#)
- leg (closed) NEC [79.06](#)
 - with internal fixation [79.16](#)
 - open [79.26](#)
 - with internal fixation [79.36](#)
- malar (closed) [76.71](#)
 - open [76.72](#)
- mandible(with dental wiring)(closed) [76.75](#)
 - open [76.76](#)
- maxilla(with dental wiring)(closed) [76.73](#)
 - open [76.74](#)
- nasal (closed) [21.71](#)
 - open [21.72](#)
- open [79.20](#)
 - with internal fixation [79.30](#)
 - specified site NEC [79.29](#)
 - with internal fixation [79.39](#)
- orbit (rim) (wall) (closed) [76.78](#)
 - open [76.79](#)
- patella(open)(with internal fixation) [79.36](#)

Reduction-fracture --Cont.

- phalanges
 - foot (closed) [79.08](#)
 - with internal fixation [79.18](#)
 - open [79.28](#)
 - with internal fixation [79.38](#)
 - hand (closed) [79.04](#)
 - with internal fixation [79.14](#)
 - open [79.24](#)
 - with internal fixation [79.34](#)
- radius (closed) [79.02](#)
 - with internal fixation [79.12](#)
 - open [79.22](#)
 - with internal fixation [79.32](#)
- skull [02.02](#)
- specified site (closed) NEC [79.09](#)
 - with internal fixation [79.19](#)
 - open [79.29](#)
 - with internal fixation [79.39](#)
- spine [03.53](#)
- tarsal, metatarsal (closed) [79.07](#)
 - with internal fixation [79.17](#)
 - open [79.27](#)
 - with internal fixation [79.37](#)
- tibia (closed) [79.06](#)
 - with internal fixation [79.16](#)
 - open [79.26](#)
 - with internal fixation [79.36](#)
- ulna (closed) [79.02](#)
 - with internal fixation [79.12](#)
 - open [79.22](#)
 - with internal fixation [79.32](#)
- vertebra [03.53](#)
- zygoma, zygomatic arch (closed) [76.71](#)
 - open [76.72](#)
- fracture dislocation--see Reduction,fracture
- heart volume [37.35](#)
- hemorrhoids (manual) [49.41](#)
- hernia --see *also* Repair, hernia
 - manual [96.27](#)
- intussusception (open) [46.80](#)
 - with
 - fluoroscopy [96.29](#)
 - ionizing radiation enema [96.29](#)
 - ultrasonography guidance [96.29](#)
- hydrostatic [96.29](#)
- large intestine [46.82](#)
 - endoscopic (balloon) [46.85](#)
- pneumatic [96.29](#)
- small intestine [46.81](#)
- lung volume [32.22](#)
 - biologic lung volume reduction (BLVR)
 - see category [33.7](#)
- malrotation,intestine(manual)(surgical) [46.80](#)
 - large [46.82](#)
 - endoscopic (balloon) [46.85](#)
 - small [46.81](#)
- mammoplasty (bilateral) [85.32](#)
 - unilateral [85.31](#)

Reduction --Cont.

- prolapse
 - anus (operative) [49.94](#)
 - colostomy (manual) [96.28](#)
 - enterostomy (manual) [96.28](#)
 - ileostomy (manual) [96.28](#)
 - rectum (manual) [96.26](#)
 - uterus
 - by pessary [96.18](#)
 - surgical [69.22](#)
- ptosis overcorrection [08.37](#)
- retroversion, uterus by pessary [96.18](#)
- separation, epiphysis (with internal fixation)
 - (closed) [79.40](#)
 - femur (closed) [79.45](#)
 - open [79.55](#)
 - fibula (closed) [79.46](#)
 - open [79.56](#)
 - humerus (closed) [79.41](#)
 - open [79.51](#)
 - open [79.50](#)
 - specified site (closed) NEC --see also category [79.4](#)
 - open --see category [79.5](#)
 - tibia (closed) [79.46](#)
 - open [79.56](#)
- size
 - abdominal wall (adipose) (pendulous) [86.83](#)
 - arms (adipose) (batwing) [86.83](#)
 - breast (bilateral) [85.32](#)
 - unilateral [85.31](#)
 - buttocks (adipose) [86.83](#)
 - finger (macroductyly repair) [82.83](#)
 - skin [86.83](#)
 - subcutaneous tissue [86.83](#)
 - thighs (adipose) [86.83](#)
- torsion
 - intestine (manual) (surgical) [46.80](#)
 - large [46.82](#)
 - endoscopic (balloon) [46.85](#)
 - small [46.81](#)
 - kidney pedicle [55.84](#)
 - omentum [54.74](#)
 - spermatic cord [63.52](#)
 - with orchiopexy [62.5](#)
 - testis [63.52](#)
 - with orchiopexy [62.5](#)
 - uterus NEC [69.98](#)
 - gravid [75.99](#)
 - ventricular [37.35](#)
 - volvulus
 - intestine [46.80](#)
 - large [46.82](#)
 - endoscopic (balloon) [46.85](#)
 - small [46.81](#)
 - stomach [44.92](#)
- Reefing, joint capsule** --see also Arthroplasty [81.96](#)
- Re-entry operation** (aorta) [39.54](#)

Re-establishment, continuity

- see also Anastomosis
- bowel [46.50](#)
- fallopian tube [66.79](#)
- vas deferens [63.82](#)
- Referral** (for)
 - psychiatric aftercare (halfway house) (outpatient clinic) [94.52](#)
 - psychotherapy [94.51](#)
 - rehabilitation
 - alcoholism [94.53](#)
 - drug addiction [94.54](#)
 - psychologic NEC [94.59](#)
 - vocational [94.55](#)
- Reformation**
 - cardiac pacemaker pocket, new site (skin) (subcutaneous) [37.79](#)
 - cardioverter/defibrillator (automatic) pocket, new site (skin) (subcutaneous) [37.79](#)
 - chamber of eye [12.99](#)
- Refracture**
 - bone (for faulty union) --see also Osteoclasia [78.70](#)
 - nasal bones [21.88](#)
- Refusion**
 - spinal, NOS [81.30](#)
 - atlas-axis (anterior) (transoral) (posterior) [81.31](#)
 - axial lumbar interbody fusion [AxialLIF] [81.38](#)
 - cervical (C2 level or below) NEC [81.32](#)
 - anterior column (interbody), anterolateral (anterior) technique [81.32](#)
 - C1-C2 level (anterior)(posterior) [81.31](#)
 - posterior column, posterolateral (posterior) technique [81.33](#)
 - craniocervical (anterior)(transoral)(posterior) [81.31](#)
 - direct lateral interbody fusion [DLIF] [81.36](#)
 - dorsal, dorsolumbar NEC [81.35](#)
 - anterior column (interbody), anterolateral (anterior) (extracavitary) technique [81.34](#)
 - posterior column, posterolateral (posterior) technique [81.35](#)
 - extreme lateral interbody fusion [XLIF] [81.36](#)
 - facet [81.37](#)
 - lumbar, lumbosacral NEC [81.38](#)
 - anterior column (interbody) anterolateral (anterior) technique [81.36](#)
 - anterior lumbar interbody fusion (ALIF) [81.36](#)
 - lateral transverse process technique [81.37](#)

Refusion -spinal-lumbar --Cont.
 posterior technique [81.38](#)
 posterior column, posterior
 (posterolateral) (transverse
 process) technique [81.37](#)
 posterior lumbar interbody fusion (PLIF) [81.38](#)
 transforaminal lumbar interbody fusion (TLIF)
[81.38](#)
 number of vertebrae --see
 codes [81.62 - 81.64](#)
 occiput-C2 (anterior) (transoral) (posterior)
[81.31](#)
 refusion NEC [81.39](#)

Note : Also use either [81.62](#), [81.63](#), or [81.64](#) as
 an additional code to show the total number of
 vertebrae fused

Regional blood flow study [92.05](#)
Regulation, menstrual [69.6](#)
Rehabilitation programs NEC [93.89](#)
 alcohol [94.61](#)
 with detoxification [94.63](#)
 combined alcohol and drug [94.67](#)
 with detoxification [94.69](#)
 drug [94.64](#)
 with detoxification [94.66](#)
 combined drug and alcohol [94.67](#)
 with detoxification [94.69](#)
 sheltered employment [93.85](#)
 vocational [93.85](#)
Reimplantation
 adrenal tissue (heterotopic) (orthotopic) [07.45](#)
 artery [39.59](#)
 renal, aberrant [39.55](#)
 bile ducts following excision of ampulla of Vater
[51.62](#)
 extremity --see Reattachment, extremity
 fallopian tube into uterus [66.74](#)
 kidney [55.61](#)
 lung [33.5](#)
 ovary [65.72](#)
 laparoscopic [65.75](#)
 pancreatic tissue [52.81](#)
 parathyroid tissue (heterotopic) (orthotopic) [06.95](#)
 pulmonary artery for hemitruncus repair [35.83](#)
 renal vessel, aberrant [39.55](#)
 testis in scrotum [62.5](#)
 thyroid tissue (heterotopic) (orthotopic) [06.94](#)
 tooth [23.5](#)
 ureter into bladder [56.74](#)
Reinforcement --see also Repair, by site
 sclera NEC [12.88](#)
 with graft [12.87](#)
Reinsertion --see also Insertion or Revision
 cystostomy tube [59.94](#)
 fixation device (internal) --see also Fixation, bone,
 internal [78.50](#)
 heart valve (prosthetic) [35.95](#)

Reinsertion --Cont.
 Holter (-Spitz) valve [02.42](#)
 implant (expelled) (extruded)
 eyeball (with conjunctival graft) [16.62](#)
 orbital [16.62](#)
 nephrostomy tube [55.93](#)
 pyelostomy tube [55.94](#)
 ureteral stent (transurethral) [59.8](#)
 with ureterotomy [59.8](#) [[56.2](#)]
 ureterostomy tube [59.93](#)
 valve
 heart (prosthetic) [35.95](#)
 ventricular (cerebral) [02.42](#)
Relaxation --see also Release training [94.33](#)
Release
 carpal tunnel (for nerve decompression)
[04.43](#)
 celiac artery axis [39.91](#)
 central slip, extensor tendon hand
 (mallet finger repair) [82.84](#)
 chordee [64.42](#)
 clubfoot NEC [83.84](#)
 de Quervain's tenosynovitis [82.01](#)
 Dupuytren's contracture (by palmar
 fasciectomy) [82.35](#)
 by fasciotomy (subcutaneous) [82.12](#)
 with excision [82.35](#)
 Fowler (mallet finger repair) [82.84](#)
 joint (capsule) (adherent) (constrictive)
 --see also Division, joint capsule [80.40](#)
 laryngeal [31.92](#)
 ligament --see also Division, ligament [80.40](#)
 median arcuate [39.91](#)
 median arcuate ligament [39.91](#)
 muscle (division) [83.19](#)
 hand [82.19](#)
 nerve (peripheral) NEC [04.49](#)
 cranial NEC [04.42](#)
 trigeminal [04.41](#)
 pressure, intraocular [12.79](#)
 scar tissue
 skin [86.84](#)
 stoma --see Revision, stoma
 tarsal tunnel [04.44](#)
 tendon [83.13](#)
 hand [82.11](#)
 extensor, central slip (repair mallet
 finger) [82.84](#)
 sheath [83.01](#)
 hand [82.01](#)
 tenosynovitis [83.01](#)
 abductor pollicis longus [82.01](#)
 de Quervain's [82.01](#)
 external pollicis brevis [82.01](#)
 hand [82.01](#)
 torsion
 intestine [46.80](#)
 large [46.82](#)
 endoscopic (balloon) [46.85](#)

Release -torsion-intestine---*Cont.*

- trigger finger or small [46.81](#)
- kidney pedicle [55.84](#)
- ovary [65.95](#)
- testes [63.52](#)
- transverse carpal ligament (for nerve decompression) [04.43](#)
- thumb [82.01](#)
- urethral stricture [58.5](#)
- Volkman's contracture
 - excision of scar, muscle [83.32](#)
 - fasciotomy [83.14](#)
 - muscle transplantation [83.77](#)
- web contracture (skin) [86.84](#)

Relief --*see* Release**Relocation** --*see also* Revision

- cardiac device (CRT-D)(CRT-P)(defibrillator) (pacemaker) pocket, new site (skin) (subcutaneous) [37.79](#)
- CRT-D pocket [37.79](#)
- CRT-P pocket [37.79](#)
- subcutaneous device pocket NEC [86.09](#)

Remobilization

- joint [93.16](#)
- stapes [19.0](#)

Remodel

- ventricle [37.35](#)

Removal --*see also* Excision

- Abrams bar (chest wall) [34.01](#)
- abscess --*see* Incision, by site
- adenoid tag(s) [28.6](#)
- anal sphincter
 - with revision [49.75](#)
 - without revision [49.76](#)
- arch bars (orthodontic) [24.8](#)
- immobilization device [97.33](#)
- artificial heart
 - internal biventricular replacement system [37.55](#)
- arterial graft or prosthesis [39.49](#)
- arteriovenous shunt (device) [39.43](#)
 - with creation of new shunt [39.42](#)
- Barton's tongs (skull) [02.95](#)
 - with synchronous replacement [02.94](#)
- bladder sphincter, artificial [58.99](#)
 - with replacement [58.93](#)
- blood clot --*see also* Incision, by site
 - bladder (by incision) [57.19](#)
 - without incision [57.0](#)
 - kidney (without incision) [56.0](#)
 - by incision [55.01](#)
- ureter
 - by incision [56.2](#)
- bone fragment (chip) --*see also* Incision, bone [77.10](#)
 - joint --*see also* Arthrotomy [80.10](#)
 - necrotic --*see also* Sequestrectomy, bone [77.00](#)
 - joint --*see also* Arthrotomy [80.10](#)

Removal -bone fragment ---*Cont.*

- skull [01.25](#)
 - with debridement compound fracture [02.02](#)
- bone growth stimulator--*see* category [78.6](#)
- bony spicules, spinal canal [03.53](#)
- brace [97.88](#)
- breast implant [85.94](#)
 - tissue expander [85.96](#)
- bronchial device or substance
 - endoscopic [33.78](#)
- calcareous deposit
 - bursa [83.03](#)
 - hand [82.03](#)
 - tendon, intratendinous [83.39](#)
 - hand [82.29](#)
- calcification, heart valve leaflets
 - see* Valvuloplasty,heart
- calculus
 - bile duct (by incision) [51.49](#)
 - endoscopic [51.88](#)
 - laparoscopic [51.88](#)
 - percutaneous [51.98](#)
 - bladder (by incision) [57.19](#)
 - without incision [57.0](#)
 - common duct (by incision) [51.41](#)
 - endoscopic [51.88](#)
 - laparoscopic [51.88](#)
 - percutaneous [51.96](#)
 - gallbladder [51.04](#)
 - endoscopic [51.88](#)
 - laparoscopic [51.88](#)
 - kidney (by incision) [55.01](#)
 - without incision (transurethral) [56.0](#)
 - percutaneous [55.03](#)
 - with fragmentation (ultrasound) [55.04](#)
 - renal pelvis (by incision) [55.11](#)
 - percutaneous nephostomy [55.03](#)
 - with fragmentation [55.04](#)
 - transurethral [56.0](#)
 - lacrimonal
 - canaliculi [09.42](#)
 - by incision [09.52](#)
 - gland [09.3](#)
 - by incision [09.0](#)
 - passage(s) [09.49](#)
 - by incision [09.59](#)
 - punctum [09.41](#)
 - by incision [09.51](#)
 - sac [09.49](#)
 - by incision [09.53](#)
 - pancreatic duct (by incision) [52.09](#)
 - endoscopic [52.94](#)
 - perirenal tissue [59.09](#)
 - pharynx [29.39](#)
 - prostate [60.0](#)
 - salivary gland (by incision) [26.0](#)
 - by probe [26.91](#)

Removal ---Cont.

- ureter (by incision) [56.2](#)
 - without incision [56.0](#)
- urethra (by incision) [58.0](#)
 - without incision [58.6](#)
- caliper tongs (skull) [02.95](#)
- cannula
 - for extracorporeal membrane oxygenation (ECMO) --omit code
- cardiac pacemaker (device) (initial)
 - (permanent)(cardiac resynchronization device,CRT-P) [37.89](#)
 - with replacement (by)
 - cardiac resynchronization pacemaker (CRT-P) device only [00.53](#)
 - total system [00.50](#)
 - dual chamber device [37.87](#)
 - single-chamber device [37.85](#)
 - rate responsive [37.86](#)
- cardioverter/defibrillator pulse generator
 - without replacement (cardiac resynchronization defibrillator device (CRT-D)) [37.79](#)
- cast [97.88](#)
 - with reapplication [97.13](#)
 - lower limb [97.12](#)
 - upper limb [97.11](#)
- catheter (indwelling) --see also Removal, tube
 - bladder [97.64](#)
 - cranial cavity [01.27](#)
 - middle ear (tympanum) [20.1](#)
 - ureter [97.62](#)
 - urinary [97.64](#)
- CCM (cardiac contractility modulation) without replacement (rechargeable pulse generator) (total system) [37.79](#)
- cerclage material, cervix [69.96](#)
- cerumen, ear [96.52](#)
- corneal epithelium [11.41](#)
 - for smear or culture [11.21](#)
- coronary artery obstruction (thrombus) [36.09](#)
- direct intracoronary artery infusion [36.04](#)
- open chest approach [36.03](#)
- percutaneous transluminal (balloon)
 - Note: Also use [00.40](#), [00.41](#), [00.42](#), or [00.43](#) to show the total number of vessels treated. Use code [00.44](#) once to show procedure on a bifurcated vessel. In addition, use [00.45](#), [00.46](#), [00.47](#), or [00.48](#) to show the number of vascular stents inserted.
 - with thrombolytic agent infusion [36.02](#)
 - multiple vessels [36.05](#)
- Crutchfield tongs (skull) [02.95](#)
 - with synchronous replacement [02.94](#)
- cyst --see also Excision, lesion, by site
- dental [24.4](#)
- lung [32.29](#)

Removal -cyst---Cont.

- endoscopic [32.28](#)
 - thorascopic [32.20](#)
 - cystic duct remnant [51.61](#)
 - decidua (by)
 - aspiration curettage [69.52](#)
 - curettage (D and C) [69.02](#)
 - manual [75.4](#)
 - dental wiring(immobilization device) [97.33](#)
 - orthodontic [24.8](#)
 - device (therapeutic) NEC [97.89](#)
 - abdomen NEC [97.86](#)
 - bronchus [33.78](#)
 - valve [33.78](#)
 - digestive system NEC [97.59](#)
 - drainage --see Removal, tube
 - external fixation device [97.88](#)
 - mandibular NEC [97.36](#)
 - minifixator (bone) --see category [78.6](#)
 - for musculoskeletal immobilization
 - NEC [97.88](#)
 - genital tract NEC [97.79](#)
 - head and neck NEC [97.39](#)
 - intrauterine contraceptive [97.71](#)
 - spine [80.09](#)
 - thorax NEC [97.49](#)
 - trunk NEC [97.87](#)
 - urinary system NEC [97.69](#)
 - diaphragm, vagina [97.73](#)
 - drainage device --see Removal, tube
 - dye, spinal canal [03.31](#)
 - ectopic fetus (from) [66.02](#)
 - abdominal cavity [74.3](#)
 - extraperitoneal (intraligamentous) [74.3](#)
 - fallopian tube (by salpingostomy) [66.02](#)
 - by salpingotomy [66.01](#)
 - with salpingectomy [66.62](#)
 - intraligamentous [74.3](#)
 - ovarian [74.3](#)
 - peritoneal (following uterine or tubal rupture) [74.3](#)
 - site NEC [74.3](#)
 - tubal (by salpingostomy) [66.02](#)
 - by salpingotomy [66.01](#)
 - with salpingectomy [66.62](#)
- electrodes
- bone growth stimulator--see category [78.6](#)
 - brain [01.22](#)
 - depth [01.22](#)
 - with synchronous replacement [02.93](#)
 - foramen ovale [01.22](#)
 - with synchronous replacement [02.93](#)
 - sphenoidal --omit code
 - with synchronous replacement [02.96](#)
 - cardiac pacemaker (atrial) (transvenous)
 - (ventricular) [37.77](#)
 - with replacement [37.76](#)

Removal --electrodes ---*Cont*

carotid sinus [39.87](#)
 with synchronous pulse generator removal (total system) [39.86](#)
 with synchronous replacement [39.82](#)
 depth [01.22](#)
 with synchronous replacement [02.93](#)
 epicardial (myocardial) [37.77](#)
 with replacement (by) atrial and/or ventricular lead(s) (electrode) [37.76](#)
 epicardial lead [37.74](#)
 epidural pegs [01.22](#)
 with synchronous replacement [02.93](#)
 foramen ovale [01.22](#)
 with synchronous replacement [02.93](#)
 gastric [04.93](#)
 with synchronous replacement [04.92](#)
 intracranial [01.22](#)
 with synchronous replacement [02.93](#)
 peripheral nerve [04.93](#)
 with synchronous replacement [04.92](#)
 sacral nerve [04.93](#)
 sphenoidal --*omit code*
 with synchronous replacement [02.96](#)
 spinal [03.94](#)
 with synchronous replacement [03.93](#)
 temporary transvenous pacemaker system --*omit code*
 electroencephalographic receiver (brain) (intracranial) [01.22](#)
 with synchronous replacement [02.93](#)
 electronic
 stimulator --*see* Removal, neurostimulator, by site
 bladder [57.98](#)
 bone [78.6](#)
 skeletal muscle [83.93](#)
 with synchronous replacement [83.92](#)
 ureter [56.94](#)
 electrostimulator --*see* Removal, electronic, stimulator, by site
 embolus [38.00](#)
 with endarterectomy --*see* Endarterectomy
 abdominal
 artery [38.06](#)
 vein [38.07](#)
 aorta (arch) (ascending) (descending) [38.04](#)
 arteriovenous shunt or cannula [39.49](#)
 bovine graft [39.49](#)
 head and neck vessel
 endovascular approach [39.74](#)
 open approach, intracranial vessels [38.01](#)
 open approach, other vessels of head and neck [38.02](#)

Removal --embolus ---*Cont.*

intracranial vessel
 endovascular approach [39.74](#)
 open approach, intracranial vessels [38.01](#)
 open approach, other vessels of head and neck [38.02](#)
 lower limb
 artery [38.08](#)
 vein [38.09](#)
 pulmonary (artery) (vein) [38.05](#)
 thoracic vessel NEC [38.05](#)
 upper limb (artery) (vein) [38.03](#)
 embryo --*see* Removal, ectopic fetus
 encircling tube, eye (episcleral) [14.6](#)
 epithelial downgrowth, anterior chamber [12.93](#)
 external fixation device [97.88](#)
 mandibular NEC [97.36](#)
 minifixator (bone) --*see* category [78.6](#)
 extrauterine embryo --*see* Removal, ectopic fetus
 eyeball [16.49](#)
 with implant [16.42](#)
 with attachment of muscles [16.41](#)
 fallopian tube --*see* Salpingectomy
 feces (impacted) (by flushing) (manual) [96.38](#)
 fetus, ectopic --*see* Removal, ectopic fetus
 fingers, supernumerary [86.26](#)
 fixation device
 external [97.88](#)
 mandibular NEC [97.36](#)
 minifixator (bone) --*see* category [78.6](#)
 internal [78.60](#)
 carpal, metacarpal [78.64](#)
 clavicle [78.61](#)
 facial (bone) [76.97](#)
 femur [78.65](#)
 fibula [78.67](#)
 humerus [78.62](#)
 patella [78.66](#)
 pelvic [78.69](#)
 phalanges (foot) (hand) [78.69](#)
 radius [78.63](#)
 scapula [78.61](#)
 specified site NEC [78.69](#)
 tarsal, metatarsal [78.68](#)
 thorax (ribs) (sternum) [78.61](#)
 tibia [78.67](#)
 ulna [78.63](#)
 vertebrae [78.69](#)
 foreign body NEC --*see also* Incision, by site [98.20](#)
 abdominal (cavity) [54.92](#)
 wall [54.0](#)
 adenoid [98.13](#)
 by incision [28.91](#)
 alveolus, alveolar bone [98.22](#)
 by incision [24.0](#)

Removal -foreign body ---Cont.

antecubital fossa [98.27](#)
 by incision [86.05](#)
 anterior chamber [12.00](#)
 by incision [12.02](#)
 with use of magnet [12.01](#)
 anus (intraluminal) [98.05](#)
 by incision [49.93](#)
 artificial stoma (intraluminal) [98.18](#)
 auditory canal, external [18.02](#)
 axilla [98.27](#)
 by incision [86.05](#)
 bladder (without incision) [57.0](#)
 by incision [57.19](#)
 bone, except fixation device --*see also* Incision,
 bone [77.10](#)
 alveolus, alveolar [98.22](#)
 by incision [24.0](#)
 brain [01.39](#)
 without incision into brain [01.24](#)
 breast [85.0](#)
 bronchus (intraluminal) [98.15](#)
 by incision [33.0](#)
 bursa [83.03](#)
 hand [82.03](#)
 canthus [98.22](#)
 by incision [08.51](#)
 cerebral meninges [01.31](#)
 cervix (intraluminal) NEC [98.16](#)
 penetrating [69.97](#)
 choroid (by incision) [14.00](#)
 with use of magnet [14.01](#)
 without use of magnet [14.02](#)
 ciliary body (by incision) [12.00](#)
 with use of magnet [12.01](#)
 without use of magnet [12.02](#)
 conjunctiva (by magnet) [98.22](#)
 by incision [10.0](#)
 cornea [98.21](#)
 by
 incision [11.1](#)
 magnet [11.0](#)
 duodenum [98.03](#)
 by incision [45.01](#)
 ear (intraluminal) [98.11](#)
 with incision [18.09](#)
 epididymis [63.92](#)
 esophagus (intraluminal) [98.02](#)
 by incision [42.09](#)
 extrapleural (by incision) [34.01](#)
 eye, eyeball (by magnet) [98.21](#)
 anterior segment (by incision) [12.00](#)
 with use of magnet [12.01](#)
 without use of magnet [12.02](#)
 posterior segment (by incision) [14.00](#)
 with use of magnet [14.01](#)
 without use of magnet [14.02](#)
 superficial [98.21](#)

Removal -foreign body ---Cont.

eyelid [98.22](#)
 by incision [08.09](#)
 fallopian tube
 by salpingostomy [66.02](#)
 by salpingotomy [66.01](#)
 fascia [83.09](#)
 hand [82.09](#)
 foot [98.28](#)
 gall bladder [51.04](#)
 groin region (abdominal wall) (inguinal)
 [54.0](#)
 gum [98.22](#)
 by incision [24.0](#)
 hand [98.26](#)
 head and neck NEC [98.22](#)
 heart [37.11](#)
 internal fixation device --*see* Removal,
 fixation device, internal
 intestine
 by incision [45.00](#)
 large (intraluminal) [98.04](#)
 by incision [45.03](#)
 small (intraluminal) [98.03](#)
 by incision [45.02](#)
 intraocular (by incision) [12.00](#)
 with use of magnet [12.01](#)
 without use of magnet [12.02](#)
 iris (by incision) [12.00](#)
 with use of magnet [12.01](#)
 without use of magnet [12.02](#)
 joint structures --*see also* Arthrotomy [80.10](#)
 kidney (transurethral) (by endoscopy) [56.0](#)
 by incision [55.01](#)
 pelvis (transurethral) [56.0](#)
 by incision [55.11](#)
 labia [98.23](#)
 by incision [71.09](#)
 lacrimal
 canaliculi [09.42](#)
 by incision [09.52](#)
 gland [09.3](#)
 by incision [09.0](#)
 passage(s) [09.49](#)
 by incision [09.59](#)
 punctum [09.41](#)
 by incision [09.51](#)
 sac [09.49](#)
 by incision [09.53](#)
 large intestine (intraluminal) [98.04](#)
 by incision [45.03](#)
 larynx (intraluminal) [98.14](#)
 by incision [31.3](#)
 lens [13.00](#)
 by incision [13.02](#)
 with use of magnet [13.01](#)
 liver [50.0](#)
 lower limb, except foot [98.29](#)
 foot [98.28](#)

Removal -foreign body ---Cont.

lung [33.1](#)
mediastinum [34.1](#)
meninges (cerebral) [01.31](#)
 spinal [03.01](#)
mouth (intraluminal) [98.01](#)
 by incision [27.92](#)
muscle [83.02](#)
 hand [82.02](#)
nasal sinus [22.50](#)
 antrum [22.2](#)
 with Caldwell-Luc approach [22.39](#)
 ethmoid [22.51](#)
 frontal [22.41](#)
 maxillary [22.2](#)
 with Caldwell-Luc approach [22.39](#)
 sphenoid [22.52](#)
nerve (cranial) (peripheral) NEC [04.04](#)
 root [03.01](#)
nose (intraluminal) [98.12](#)
 by incision [21.1](#)
oral cavity (intraluminal) [98.01](#)
 by incision [27.92](#)
orbit (by magnet) [98.21](#)
 by incision [16.1](#)
palate (penetrating) [98.22](#)
 by incision [27.1](#)
pancreas [52.09](#)
penis [98.24](#)
 by incision [64.92](#)
pericardium [37.12](#)
perineum (female) [98.23](#)
 by incision [71.09](#)
 male [98.25](#)
 by incision [86.05](#)
perirenal tissue [59.09](#)
peritoneal cavity [54.92](#)
perivesical tissue [59.19](#)
pharynx (intraluminal) [98.13](#)
 by pharyngotomy [29.0](#)
pleura (by incision) [34.09](#)
popliteal space [98.29](#)
 by incision [86.05](#)
rectum (intraluminal) [98.05](#)
 by incision [48.0](#)
renal pelvis (transurethral) [56.0](#)
 by incision [56.1](#)
retina (by incision) [14.00](#)
 with use of magnet [14.01](#)
 without use of magnet [14.02](#)
retroperitoneum [54.92](#)
sclera (by incision) [12.00](#)
 with use of magnet [12.01](#)
 without use of magnet [12.02](#)
scrotum [98.24](#)
 by incision [61.0](#)
sinus (nasal) [22.50](#)
 antrum [22.2](#)
 with Caldwell-Luc approach [22.39](#)

Removal -foreign body --sinus --Cont.

ethmoid [22.51](#)
frontal [22.41](#)
maxillary [22.2](#)
 with Caldwell-Luc approach [22.39](#)
sphenoid [22.52](#)
skin NEC [98.20](#)
 by incision [86.05](#)
skull [01.24](#)
 with incision into brain [01.39](#)
small intestine (intraluminal) [98.03](#)
 by incision [45.02](#)
soft tissue NEC [83.09](#)
 hand [82.09](#)
spermatic cord [63.93](#)
spinal (canal) (cord) (meninges) [03.01](#)
stomach (intraluminal) [98.03](#)
 bubble (balloon) [44.94](#)
 by incision [43.0](#)
subconjunctival (by magnet) [98.22](#)
 by incision [10.0](#)
subcutaneous tissue NEC [98.20](#)
 by incision [86.05](#)
supraclavicular fossa [98.27](#)
 by incision [86.05](#)
tendon (sheath) [83.01](#)
 hand [82.01](#)
testis [62.0](#)
thorax (by incision) [34.09](#)
thyroid (field) (gland) (by incision) [06.09](#)
tonsil [98.13](#)
 by incision [28.91](#)
trachea (intraluminal) [98.15](#)
 by incision [31.3](#)
trunk NEC [98.25](#)
tunica vaginalis [98.24](#)
upper limb, except hand [98.27](#)
 hand [98.26](#)
ureter (transurethral) [56.0](#)
 by incision [56.2](#)
urethra (intraluminal) [98.19](#)
 by incision [58.0](#)
uterus (intraluminal) [98.16](#)
vagina (intraluminal) [98.17](#)
 by incision [70.14](#)
vas deferens [63.6](#)
vitreous (by incision) [14.00](#)
 with use of magnet [14.01](#)
 without use of magnet [14.02](#)
vulva [98.23](#)
 by incision [71.09](#)
gallstones
bile duct (by incision) NEC [51.49](#)
 endoscopic [51.88](#)
common duct (by incision) [51.41](#)
 endoscopic [51.88](#)
 percutaneous [51.96](#)
duodenum [45.01](#)

Removal -gallstones ---Cont.

- gallbladder [51.04](#)
 - endoscopic [51.88](#)
 - laparoscopic [51.88](#)
- hepatic ducts [51.49](#)
 - endoscopic [51.88](#)
- intestine [45.00](#)
 - large [45.03](#)
 - small NEC [45.02](#)
- liver [50.0](#)
- Gardner Wells tongs (skull) [02.95](#)
 - with synchronous replacement [02.94](#)
- gastric band(adjustable),laparoscopic[44.97](#)
- gastric bubble (balloon) [44.94](#)
- granulation tissue --see also Excision, lesion, by site
 - with repair --see Repair, by site
 - cranial [01.6](#)
 - skull [01.6](#)
- halo traction device (skull) [02.95](#)
 - with synchronous replacement [02.94](#)
- heart assist system
 - with replacement [37.63](#)
 - intra-aortic balloon pump (IABP) [97.44](#)
 - nonoperative [97.44](#)
 - open removal [37.64](#)
 - percutaneous external device [97.44](#)
- heart replacement system
 - internal biventricular [37.55](#)
- hematoma --see Drainage, by site
- Hoffman minifixator device (bone) --see category [78.6](#)
- hydatidiform mole [68.0](#)
- impacted
 - feces (rectum)(by flushing)(manual)[96.38](#)
 - tooth [23.19](#)
 - from nasal sinus (maxillary) [22.61](#)
- implant
 - breast [85.94](#)
 - cochlear prosthetic device [20.99](#)
 - cornea [11.92](#)
 - lens (prosthetic) [13.8](#)
 - middle ear NEC [20.99](#)
 - ocular [16.71](#)
 - posterior segment [14.6](#)
 - orbit [16.72](#)
 - retina [14.6](#)
 - tympanum [20.1](#)
- implantable hemodynamic sensor (lead) and monitor device [37.79](#)
- internal biventricular heart replacement system [37.55](#)
- internal fixation device --see Removal, fixation device, internal
- intra-aortic balloon pump (IABP) [97.44](#)
- intrauterine contraceptive device (IUD) [97.71](#)
- joint (structure) NOS [80.90](#)
 - ankle [80.97](#)
 - elbow [80.92](#)

Removal -joint ---Cont.

- foot and toe [80.98](#)
- hand and finger [80.94](#)
- hip [80.95](#)
- knee [80.96](#)
- other specified sites [80.99](#)
- shoulder [80.91](#)
- spine [80.99](#)
- toe [80.98](#)
- wrist [80.93](#)
- Kantrowitz heart pump [37.64](#)
 - nonoperative [97.44](#)
- keel (tantalum plate), larynx [31.98](#)
- kidney --see also Nephrectomy
 - mechanical [55.98](#)
 - transplanted or rejected [55.53](#)
- laminaria (tent), uterus [97.79](#)
- leads (cardiac) --see Removal, electrodes, cardiac pacemaker
 - lesion --see Excision, lesion, by site
- ligamentum flavum (spine) --omit code
- ligature
 - fallopian tube [66.79](#)
 - ureter [56.86](#)
 - vas deferens [63.84](#)
- limb lengthening device, internal --see category [78.6](#)
- loop recorder [86.05](#)
- loose body
 - bone --see Sequestrectomy, bone joint [80.10](#)
 - mesh (surgical) --see Removal, foreign body, by site
- lymph node --see Excision, lymph, node
- minifixator device (bone) --see category [78.6](#)
- external fixation device [97.88](#)
- Mulligan hood, fallopian tube [66.94](#)
 - with synchronous replacement [66.93](#)
- muscle stimulator (skeletal) [83.93](#)
 - with replacement [83.92](#)
- myringotomy device or tube [20.1](#)
- nail (bed) (fold) [86.23](#)
 - internal fixation device --see Removal, fixation device, internal
- necrosis
 - skin [86.28](#)
 - excisional [86.22](#)
- neuropacemaker --see Removal, neurostimulator, by site
- neurostimulator
 - electrodes
 - brain [01.22](#)
 - with synchronous replacement [02.93](#)
 - gastric [04.93](#)
 - with synchronous replacement [04.92](#)
 - intracranial [01.22](#)
 - with synchronous replacement [02.93](#)

Removal --neurostimulator electrodes ---*Cont.*
 peripheral nerve [04.93](#)
 with synchronous replacement [04.92](#)
 sacral nerve [04.93](#)
 with synchronous replacement [04.92](#)
 spinal [03.94](#)
 with synchronous replacement [03.93](#)
 pulse generator (**subcutaneous** single array,
 multiple array) [86.05](#)
 with synchronous replacement [86.96](#)
 cranial [01.29](#)
 with synchronous replacement [01.20](#)
 multiple array [86.95](#)
 rechargeable [86.98](#)
 single array [86.94](#)
 rechargeable [86.97](#)
 nonabsorbable surgical material NEC ---*see*
 Removal, foreign body, by site
 odontoma (tooth) [24.4](#)
 orbital implant [16.72](#)
 osteocartilagenous loose body, joint structures ---*see* prosthesis
 also Arthrotomy [80.10](#)
 outer attic wall (middle ear) [20.59](#)
 ovo-testis (unilateral) [62.3](#)
 bilateral [62.41](#)
 pacemaker
 brain (intracranial) --*see* Removal,
 neurostimulator
 cardiac (device)(initial)(permanent) [37.89](#)
 with replacement
 dual-chamber device [37.87](#)
 single-chamber device [37.85](#)
 rate responsive [37.86](#)
 electrodes (atrial) (transvenous) (ventricular)
 [37.77](#)
 with replacement [37.76](#)
 epicardium (myocardium) [37.77](#)
 with replacement (by)
 atrial and/or ventricular lead(s)
 (electrode) [37.76](#)
 epicardial lead [37.74](#)
 temporary transvenous pacemaker system
 --*omit code*
 intracranial--*see* Removal, neurostimulator
 neural --*see* Removal, neurostimulator
 peripheral nerve --*see* Removal, neurostimulator
 spinal --*see* Removal, neurostimulator
 pack, packing
 dental [97.34](#)
 intrauterine [97.72](#)
 nasal [97.32](#)
 rectum [97.59](#)
 trunk NEC [97.85](#)
 vagina [97.75](#)
 vulva [97.75](#)
 pantopaque dye, spinal canal [03.31](#)
 patella (complete) [77.96](#)
 partial [77.86](#)
 pectus deformity implant device [34.01](#)

Removal ---*Cont.*
 pelvic viscera, en masse (female) [68.8](#)
 male [57.71](#)
 pessary, vagina NEC [97.74](#)
 pharynx (partial) [29.33](#)
 phlebolith --*see* Removal, embolus
 placenta (by)
 aspiration curettage [69.52](#)
 D and C [69.02](#)
 manual [75.4](#)
 plaque, dental [96.54](#)
 plate, skull [02.07](#)
 with synchronous replacement [02.05](#)
 polyp --*see also* Excision, lesion, by site
 esophageal [42.32](#)
 endoscopic [42.33](#)
 gastric (endoscopic) [43.41](#)
 intestine [45.41](#)
 endoscopic [45.42](#)
 nasal [21.31](#)
 --*see* prosthesis
 bile duct [51.95](#)
 nonoperative [97.55](#)
 cochlear prosthetic device [20.99](#)
 dental [97.35](#)
 epiretinal visual [14.82](#)
 eye [97.31](#)
 facial bone [76.99](#)
 fallopian tube [66.94](#)
 with synchronous replacement [66.93](#)
 joint structures
 with replacement --*see* Revision, joint
 replacement, by site
 without replacement
 ankle [80.07](#)
 elbow [80.02](#)
 foot and toe [80.08](#)
 hand and finger [80.04](#)
 hip [80.05](#)
 knee [80.06](#)
 shoulder [80.01](#)
 specified site NEC [80.09](#)
 spine [80.09](#)
 unspecified site [80.00](#)
 wrist [80.03](#)
 lens [13.8](#)
 penis (internal) without replacement [64.96](#)
 Rosen (urethra) [59.99](#)
 testicular, by incision [62.0](#)
 urinary sphincter, artificial [58.99](#)
 with replacement [58.93](#)
 pseudophakos [13.8](#)
 pterygium [11.39](#)
 with corneal graft [11.32](#)
 pulse generator
 carotid sinus [39.88](#)
 with synchronous electrode
 removal (total system) [39.86](#)
 with synchronous replacement [39.83](#)

Removal -pulse generator---Cont.

cardiac pacemaker [37.86](#)
 cardioverter/defibrillator [37.79](#)
 neurostimulator --see Removal, neurostimulator,
 pulse generator
 pump assist device, heart [37.64](#)
 with replacement [37.63](#)
 nonoperative [97.44](#)
 radioactive material --see Removal, foreign body,
 by site
 redundant skin, eyelid [08.86](#)
 rejected organ
 kidney [55.53](#)
 testis [62.42](#)
 reservoir, ventricular (Ommaya) (Rickham) [02.41](#)
 with synchronous replacement [02.42](#)
 retained placenta (by)
 aspiration curettage [69.52](#)
 D and C [69.02](#)
 manual [75.4](#)
 retinal implant [14.6](#)
 Rheos™ carotid sinus baroreflex activation device
 86.05
 rhinolith [21.31](#)
 rice bodies, tendon sheaths [83.01](#)
 hand [82.01](#)
 Roger-Anderson minifixator device (bone) --see
 category [78.6](#)
 root, residual (tooth) (buried) (retained) [23.11](#)
 Rosen prosthesis (urethra) [59.99](#)
 scleral buckle or implant [14.6](#)
 Scribner shunt [39.43](#)
 secondary membranous cataract (with iridectomy)
[13.65](#)
 secundines (by)
 aspiration curettage [69.52](#)
 D and C [69.02](#)
 manual [75.4](#)
 sequestrum --see Sequestrectomy
 seton, anus [49.93](#)
 Shepard's tube (ear) [20.1](#)
 Shirodkar suture, cervix [69.96](#)
 shunt
 arteriovenous [39.43](#)
 with creation of new shunt [39.42](#)
 lumbar-subarachnoid NEC [03.98](#)
 pleurothecal [03.98](#)
 salpingothecal [03.98](#)
 spinal (thecal) NEC [03.98](#)
 subarachnoid-peritoneal [03.98](#)
 subarachnoid-ureteral [03.98](#)
 silastic tubes
 ear [20.1](#)
 fallopian tubes [66.94](#)
 with synchronous replacement [66.93](#)
 skin
 necrosis or slough [86.28](#)
 excisional [86.22](#)
 superficial layer(by dermabrasion)[86.25](#)

Removal ---Cont.

skull tongs [02.95](#)
 with synchronous replacement [02.94](#)
 spacer (cement) (joint) [84.57](#)
 splint [97.88](#)
 stent
 bile duct [97.55](#)
 larynx [31.98](#)
 ureteral [97.62](#)
 urethral [97.65](#)
 stimoceiver --see Removal,neurostimulator
 subdural
 grids [01.22](#)
 strips [01.22](#)
 supernumerary digit(s) [86.26](#)
 suture(s) NEC [97.89](#)
 abdominal wall [97.83](#)
 by incision --see Incision, by site
 genital tract [97.79](#)
 head and neck [97.38](#)
 thorax [97.43](#)
 trunk NEC [97.84](#)
 symblepharon --see Repair, symblepharon
 temporary transvenous pacemaker system
 --omit code
 testis (unilateral) [62.3](#)
 bilateral [62.41](#)
 remaining or solitary [62.42](#)
 thrombus [38.00](#)
 with endarterectomy
 --see Endarterectomy
 abdominal
 artery [38.06](#)
 vein [38.07](#)
 aorta (arch) (ascending) (descending)
[38.04](#)
 arteriovenous shunt or cannula [39.49](#)
 bovine graft [39.49](#)
 coronary artery [36.09](#)
 head and neck vessel NEC [38.02](#)
 intracranial vessel NEC [38.01](#)
 lower limb
 artery [38.08](#)
 vein [38.09](#)
 pulmonary (artery) (vein) [38.05](#)
 thoracic vessel NEC [38.05](#)
 upper limb (artery) (vein) [38.03](#)
 tissue expander (skin) NEC [86.05](#)
 breast [85.96](#)
 toes, supernumerary [86.26](#)
 tongs, skull [02.95](#)
 with synchronous replacement [02.94](#)
 tonsil tag [28.4](#)
 tooth (by forceps) (multiple) (single) NEC
[23.09](#)
 deciduous [23.01](#)
 surgical NEC [23.19](#)
 impacted [23.19](#)
 residual root [23.11](#)

Removal -tooth--Cont.

- root apex [23.73](#)
- with root canal therapy [23.72](#)
- trachoma follicles [10.33](#)
- T-tube (bile duct) [97.55](#)
- tube
 - appendix [97.53](#)
 - bile duct (T-tube) NEC [97.55](#)
 - cholecystostomy [97.54](#)
 - cranial cavity [01.27](#)
 - cystostomy [97.63](#)
 - ear (button) [20.1](#)
 - gastrostomy [97.51](#)
 - large intestine [97.53](#)
 - liver [97.55](#)
 - mediastinum [97.42](#)
 - nephrostomy [97.61](#)
 - pancreas [97.56](#)
 - peritoneum [97.82](#)
 - pleural cavity [97.41](#)
 - pyelostomy [97.61](#)
 - retroperitoneum [97.81](#)
 - small intestine [97.52](#)
 - thoracotomy [97.41](#)
 - tracheostomy [97.37](#)
 - typanostomy [20.1](#)
 - tyimpanum [20.1](#)
 - ureterostomy [97.62](#)
- ureteral splint (stent) [97.62](#)
- urethral sphincter, artificial [58.99](#)
- with replacement [58.93](#)
- urinary sphincter, artificial [58.99](#)
- with replacement [58.93](#)
- utricle [20.79](#)
- valve
 - vas deferens [63.85](#)
 - ventricular (cerebral) [02.43](#)
- vascular graft or prosthesis [39.49](#)
- ventricular shunt or reservoir [02.43](#)
- with synchronous replacement [02.42](#)
- Vinke tongs (skull) [02.95](#)
- with synchronous replacement [02.94](#)
- vitreous (with replacement) [14.72](#)
- anterior approach (partial) [14.71](#)
- open sky technique [14.71](#)
- Wagner-Brooker minifixator device (bone) --see category [78.6](#)
- wiring, dental (immobilization device) [97.33](#)
- orthodontic [24.8](#)

Renipuncture (percutaneous) [55.92](#)

Renogram [92.03](#)

Renotransplantation NEC [55.69](#)

Note: To report donor source:

- cadaver [00.93](#)
- live non-related donor [00.92](#)
- live related donor [00.91](#)
- live unrelated donor [00.92](#)

Reopening --see also Incision, by site
blepharorrhaphy [08.02](#)

Reopening --Cont.

- canthorrhaphy [08.02](#)
- cilia base [08.71](#)
- craniotomy or craniectomy site [01.23](#)
- fallopian tube (divided) [66.79](#)
- iris in anterior chambers [12.97](#)
- laminectomy or laminotomy site [03.02](#)
- laparotomy site [54.12](#)
- osteotomy site --see also Incision, bone [77.10](#)
- facial bone [76.09](#)
- tarsorrhaphy [08.02](#)
- thoracotomy site (for control of hemorrhage) (for examination) (for exploration) [34.03](#)
- thyroid field wound (for control of hemorrhage) (for examination) (for exploration) (for removal of hematoma) [06.02](#)

Repacking --see Replacement, pack, by site

Repair

- abdominal wall [54.72](#)
- adrenal gland [07.44](#)
- alveolus, alveolar (process) (ridge) (with graft) (with implant) [24.5](#)
- anal sphincter [49.79](#)
- artificial sphincter
 - implantation [49.75](#)
 - revision [49.75](#)
- laceration (by suture) [49.71](#)
- obstetric (current) [75.62](#)
- old [49.79](#)
- aneurysm (false) (true) [39.52](#)
- by or with
 - clipping [39.51](#)
 - coagulation [39.52](#)
 - coil, NEC (endovascular approach) [39.79](#)
 - head and neck
 - bare coils [39.75](#)
 - bioactive coils [39.76](#)
 - electrocoagulation [39.52](#)
 - excision or resection of vessel --see also Aneurysmectomy, by site with
 - anastomosis --see Aneurysmectomy, with anastomosis, by site
 - graft replacement --see Aneurysmectomy, with graft replacement, by site
 - endovascular graft [39.79](#)
 - abdominal aorta [39.71](#)
 - fenestrated (branching) [39.78](#)
 - head and neck [39.72](#)
 - lower extremity artery(s) [39.79](#)
 - thoracic aorta [39.73](#)
 - upper extremity artery(s) [39.79](#)
 - filipuncture [39.52](#)
 - graft replacement --see Aneurysmectomy, with graft replacement, by site
 - ligation [39.52](#)
 - liquid tissue adhesive (glue) [39.79](#)

Repair -aneurysm -by or with ---*Cont.*
 endovascular approach [39.79](#)
 head and neck [39.72](#)
 methyl methacrylate [39.52](#)
 endovascular approach [39.79](#)
 head and neck [39.72](#)
 occlusion [39.52](#)
 endovascular approach [39.79](#)
 head and neck [39.72](#)
 suture [39.52](#)
 trapping [39.52](#)
 wiring [39.52](#)
 wrapping (gauze) (methyl methacrylate)
 (plastic) [39.52](#)
 coronary artery [36.91](#)
 heart [37.32](#)
 sinus of Valsalva [35.39](#)
 thoracic aorta (dissecting), by fenestration [39.54](#)
 anomalous pulmonary venous connection (total)
 one-stage [35.82](#)
 partial --see specific procedure
 total [35.82](#)
 anular disc [80.54](#)
 with graft or prosthesis [80.53](#)
 annulus fibrosus [80.54](#)
 with graft or prosthesis [80.53](#)
 anus [49.79](#)
 laceration (by suture) [49.71](#)
 obstetric (current) [75.62](#)
 old [49.79](#)
 aorta [39.31](#)
 aorticopulmonary window [39.59](#)
 arteriovenous fistula [39.53](#)
 by or with
 clipping [39.53](#)
 coagulation [39.53](#)
 coil, NEC (endovascular approach) [39.79](#)
 head and neck vessels
 bare coils [39.75](#)
 bioactive coils [39.76](#)
 division [39.53](#)
 excision or resection --see also
 Aneurysmectomy, by site
 with
 anastomosis --see Aneurysmectomy, with
 anastomosis, by site
 graft replacement --see
 Aneurysmectomy, with graft
 replacement, by site
 ligation [39.53](#)
 coronary artery [36.99](#)
 occlusion [39.53](#)
 endovascular approach [39.79](#)
 head and neck [39.72](#)
 suture [39.53](#)

Repair---*Cont.*
 artery NEC [39.59](#)
 by
 abdominal aorta [39.71](#)
 fenestrated (branching) graft [39.78](#)
 endovascular approach
 head and neck (total embolization or
 occlusion) [39.72](#)
 other repair (of aneurysm) [39.79](#)
 percutaneous repair of intracranial
 vessel(s) (for stent insertion) [00.62](#)

Note: Also use [00.40](#), [00.41](#), [00.42](#),
 or [00.43](#) to show the total
 number of vessels treated. Use
 code [00.44](#) once to show
 procedure on a bifurcated
 vessel. In addition, use [00.45](#),
[00.46](#), [00.47](#), or [00.48](#) to show
 the number of vascular stents
 inserted.

percutaneous repair of extracranial
 vessel(s) (for stent insertion) [00.61](#)

Note: Also use [00.40](#), [00.41](#), [00.42](#),
 or [00.43](#) to show the total
 number of vessels treated. Use
 code [00.44](#) once to show
 procedure on a bifurcated
 vessel. In addition, use [00.45](#),
[00.46](#), [00.47](#), or [00.48](#) to show
 the number of vascular stents
 inserted.

non-coronary percutaneous transluminal
 approach

Note: Also use [00.40](#), [00.41](#),
[00.42](#), or [00.43](#) to show the
 total number of vessels
 treated. Use code [00.44](#)
 once to show procedure on
 a bifurcated vessel. In
 addition, use [00.45](#), [00.46](#),
[00.47](#), or [00.48](#) to show the
 number of vascular stents
 inserted.

angioplasty

basilar [00.62](#)
 carotid [00.61](#)
 femoropopliteal [39.50](#)
 iliac [39.50](#)
 lower extremity NOS [39.50](#)
 mesenteric [39.50](#)
 renal [39.50](#)
 upper extremity NOS [39.50](#)
 vertebral [00.61](#)
 intracranial portion [00.62](#)
 atherectomy 17.56

Repair -artery ---Cont.

with
 patch graft [39.58](#)
 with excision or resection of vessel --see
 Arteriotomy, with graft replacement, by
 site
 synthetic (Dacron) (Teflon) [39.57](#)
 tissue (vein) (autogenous) (homograft) [39.56](#)
 suture [39.31](#)
 coronary NEC [36.99](#)
 by angioplasty --see Angioplasty, coronary
 by atherectomy
 percutaneous transluminal [17.55](#)
 artificial opening --see Repair, stoma
 atrial septal defect [35.71](#)
 with
 prosthesis (open heart technique) [35.51](#)
 closed heart technique [35.52](#)
 tissue graft [35.61](#)
 combined with repair of valvular and ventricular
 septal defects --see Repair, endocardial
 cushion defect
 in total repair of total anomalous pulmonary
 venous connection [35.82](#)
 atrioventricular canal defect (any type) [35.73](#)
 with
 prosthesis [35.54](#)
 tissue graft [35.63](#)
 bifid digit (finger) [82.89](#)
 bile duct NEC [51.79](#)
 laceration (by suture) NEC [51.79](#)
 common bile duct [51.71](#)
 bladder NEC [57.89](#)
 extrophy [57.86](#)
 for stress incontinence --see Repair, stress
 incontinence
 laceration (by suture) [57.81](#)
 obstetric (current) [75.61](#)
 old [57.89](#)
 neck [57.85](#)
 blepharophimosis [08.59](#)
 blepharoptosis [08.36](#)
 by
 frontalis muscle technique (with)
 fascial sling [08.32](#)
 suture [08.31](#)
 levator muscle technique [08.34](#)
 with resection or advancement [08.33](#)
 orbicularis oculi muscle sling [08.36](#)
 tarsal technique [08.35](#)
 blood vessel NEC [39.59](#)
 with
 patch graft [39.58](#)
 with excision or resection --see Angiectomy, with
 graft replacement
 synthetic (Dacron) (Teflon) [39.57](#)
 tissue (vein) (autogenous) (homograft) [39.56](#)
 resection --see Angiectomy
 suture [39.30](#)

Repair -blood vessel NEC -with ---Cont.

coronary artery NEC [36.99](#)
 by angioplasty--see Angioplasty, coronary
 by atherectomy
 percutaneous transluminal [17.55](#)
 peripheral vessel NEC [39.59](#)
 by angioplasty [39.50](#)

Note: Also use [00.40](#), [00.41](#),
[00.42](#), or [00.43](#) to show
the total number of
vessels treated. Use code
[00.44](#) once to show
procedure on a bifurcated
vessel. In addition, use
[00.45](#), [00.46](#), [00.47](#), or
[00.48](#) to show the number
of vascular stents inserted.

by atherectomy [17.56](#)

Note: Also use [00.40](#), [00.41](#),
[00.42](#), or [00.43](#) to show
the total number of
vessels treated. Use code
[00.44](#) once to show
procedure on a bifurcated
vessel. In addition, use
[00.45](#), [00.46](#), [00.47](#), or
[00.48](#) to show the number
of vascular stents inserted.

by endovascular approach [39.79](#)
 bone NEC --see also Osteoplasty --see
 category [78.4](#)
 by synostosis technique --see Arthrodesis
 accessory sinus [22.79](#)
 cranium NEC [02.06](#)
 with
 flap (bone) [02.03](#)
 graft (bone) [02.04](#)
 for malunion, nonunion, or delayed
 union of fracture --see Repair,
 fracture, malunion or nonunion
 nasal [21.89](#)
 skull NEC [02.06](#)
 with
 flap (bone) [02.03](#)
 graft (bone) [02.04](#)
 bottle, hydrocele of tunica vaginalis [61.2](#)
 brain (trauma) NEC [02.92](#)
 breast (plastic)--see also Mammoplasty [85.89](#)
 broad ligament [69.29](#)
 bronchus NEC [33.48](#)
 laceration (by suture) [33.41](#)
 unionette (with osteotomy) [77.54](#)
 canaliculus, lacrimal [09.73](#)

Repair ---Cont.

canthus (lateral) [08.59](#)
 cardiac pacemaker NEC [37.89](#)
 electrode(s) (lead) NEC [37.75](#)
 cardioverter/defibrillator (automatic) pocket, (skin)
 (subcutaneous) [37.99](#)
 cerebral meninges [02.12](#)
 cervix [67.69](#)
 internal os [67.59](#)
 transabdominal [67.51](#)
 transvaginal [67.59](#)
 aceration (by suture) [67.61](#)
 obstetric (current) [75.51](#)
 old [67.69](#)
 chest wall (mesh) (silastic) NEC [34.79](#)
 chordae tendineae [35.32](#)
 choroid NEC [14.9](#)
 with retinal repair --see Repair, retina
 cisterna chyli [40.69](#)
 claw toe [77.57](#)
 cleft
 hand [82.82](#)
 laryngotracheal [31.69](#)
 lip [27.54](#)
 palate [27.62](#)
 secondary or subsequent [27.63](#)
 coarctation of aorta --see Excision, coarctation of
 aorta
 cochlear prosthetic device [20.99](#)
 external components only [95.49](#)
 cockup toe [77.58](#)
 colostomy [46.43](#)
 conjunctiva NEC [10.49](#)
 with scleral repair [12.81](#)
 laceration [10.6](#)
 with repair of sclera [12.81](#)
 late effect of trachoma [10.49](#)
 cornea NEC [11.59](#)
 with
 conjunctival flap [11.53](#)
 transplant --see Keratoplasty
 postoperative dehiscence [11.52](#)
 coronary artery NEC [36.99](#)
 by angioplasty --see Angioplasty, coronary
 by atherectomy
 percutaneous transluminal [17.55](#)
 cranium NEC [02.06](#)
 with
 flap (bone) [02.03](#)
 graft (bone) [02.04](#)
 cusp, valve --see Repair, heart, valve
 cystocele [70.51](#)
 with graft or prosthesis [70.54](#)
 and rectocele [70.50](#)
 with graft or prosthesis [70.53](#)
 dental arch [24.8](#)
 diaphragm NEC [34.84](#)
 diastasis recti [83.65](#)

Repair ---Cont.

diastematomyelia [03.59](#)
 ear (external) [18.79](#)
 auditory canal or meatus [18.6](#)
 auricle NEC [18.79](#)
 cartilage NEC [18.79](#)
 laceration (by suture) [18.4](#)
 lop ear [18.79](#)
 middle NEC [19.9](#)
 prominent or protruding [18.5](#)
 ectropion [08.49](#)
 by or with
 lid reconstruction [08.44](#)
 suture (technique) [08.42](#)
 thermocauterization [08.41](#)
 wedge resection [08.43](#)
 encephalocele (cerebral) [02.12](#)
 endocardial cushion defect [35.73](#)
 with
 prosthesis (grafted to septa) [35.54](#)
 tissue graft [35.63](#)
 enterocele (female) [70.92](#)
 with graft or prosthesis [70.93](#)
 male [53.9](#)
 enterostomy [46.40](#)
 entropion [08.49](#)
 by or with
 lid reconstruction [08.44](#)
 suture (technique) [08.42](#)
 thermocauterization [08.41](#)
 wedge resection [08.43](#)
 epicanthus (fold) [08.59](#)
 epididymis (and spermatic cord) NEC [63.59](#)
 with vas deferens [63.89](#)
 epiglottis [31.69](#)
 episiotomy
 routine following delivery
 --see Episiotomy
 secondary [75.69](#)
 epispadias [58.45](#)
 esophagus, esophageal NEC [42.89](#)
 fistula NEC [42.84](#)
 stricture [42.85](#)
 extrophy of bladder [57.86](#)
 eye, eyeball [16.89](#)
 multiple structures [16.82](#)
 rupture [16.82](#)
 socket [16.64](#)
 with graft [16.63](#)
 eyebrow [08.89](#)
 linear [08.81](#)
 eyelid [08.89](#)
 full-thickness [08.85](#)
 involving lid margin [08.84](#)
 laceration [08.81](#)
 full-thickness [08.85](#)
 involving lid margin [08.84](#)
 partial-thickness [08.83](#)
 involving lid margin [08.82](#)

Repair -eyelid ---Cont.

- linear [08.81](#)
- partial-thickness [08.83](#)
 - involving lid margin [08.82](#)
- retraction [08.38](#)
- fallopian tube (with prosthesis) [66.79](#)
- by
 - reanastomosis [66.79](#)
 - reimplantation into
 - ovary [66.72](#)
 - uterus [66.74](#)
 - suture [66.71](#)
- false aneurysm --see Repair, aneurysm
- fascia [83.89](#)
 - by or with
 - arthroplasty --see Arthroplasty
 - graft (fascial) (muscle) [83.82](#)
 - hand [82.72](#)
 - tendon [83.81](#)
 - hand [82.79](#)
 - suture (direct) [83.65](#)
 - hand [82.46](#)
- hand [82.89](#)
 - by
 - graft NEC [82.79](#)
 - fascial [82.72](#)
 - muscle [82.72](#)
 - suture (direct) [82.46](#)
 - joint --see Arthroplasty
- filtering bleb (corneal) (scleral) (by excision) [12.82](#)
 - by
 - corneal graft --see also Keratoplasty [11.60](#)
 - scleroplasty [12.82](#)
 - suture [11.51](#)
 - with conjunctival flap [11.53](#)
- fistula --see also Closure, fistula
- anovaginal [70.73](#)
- arteriovenous [39.53](#)
 - clipping [39.53](#)
 - coagulation [39.53](#)
 - endovascular approach [39.79](#)
 - head and neck [39.72](#)
- division [39.53](#)
- excision or resection --see also
 - Aneurysmectomy, by site
- with
 - anastomosis--see Aneurysmectomy, with
 - anastomosis, by site
 - graft replacement --see
 - Aneurysmectomy, with graft
 - replacement, by site
- ligation [39.53](#)
 - coronary artery [36.99](#)
- occlusion [39.53](#)
 - endovascular approach [39.79](#)
 - head and neck [39.72](#)
- suture [39.53](#)

Repair -fistula ---Cont.

- cervicovesical [57.84](#)
- cervix [67.62](#)
- choledochoduodenal [51.72](#)
- colovaginal [70.72](#)
- enterovaginal [70.74](#)
- enterovesical [57.83](#)
- esophagocutaneous [42.84](#)
- ileovesical [57.83](#)
- intestinovaginal [70.74](#)
- intestinovesical [57.83](#)
- oroantral [22.71](#)
- perirectal [48.93](#)
- pleuropericardial [37.49](#)
- rectovaginal [70.73](#)
- rectovesical [57.83](#)
- rectovesicovaginal [57.83](#)
- scrotum [61.42](#)
- sigmoidovaginal [70.74](#)
- sinus
 - nasal [22.71](#)
 - of Valsalva [35.39](#)
- splenicocolic [41.95](#)
- urethroperineovesical [57.84](#)
- urethrovvesical [57.84](#)
- urethrovvesicovaginal [57.84](#)
- uterovesical [57.84](#)
- vagina NEC [70.75](#)
- vaginocutaneous [70.75](#)
- vaginoenteric NEC [70.74](#)
- vaginoileal [70.74](#)
- vaginoperineal [70.75](#)
- vaginovesical [57.84](#)
- vesicocervicovaginal [57.84](#)
- vesicocolic [57.83](#)
- vesicocutaneous [57.84](#)
- vesicoenteric [57.83](#)
- vesicointestinal [57.83](#)
- vesicometrorectal [57.83](#)
- vesicoperineal [57.84](#)
- vesicorectal [57.83](#)
- vesicosigmoidal [57.83](#)
- vesicosigmoidovaginal [57.83](#)
- vesicourethral [57.84](#)
- vesicourethrorectal [57.83](#)
- vesicouterine [57.84](#)
- vesicovaginal [57.84](#)
- vulva [71.72](#)
- vulvorectal [48.73](#)
- foramen ovale (patent) [35.71](#)
 - with
 - prosthesis (open heart technique) [35.51](#)
 - closed heart technique [35.52](#)
 - tissue graft [35.61](#)
- fracture --see also Reduction, fracture
- larynx [31.64](#)

Repair -fracture ---Cont.

malunion or nonunion (delayed) NEC --see category [78.4](#)

with
graft --see Graft, bone

insertion (of)
bone growth stimulator (invasive) --see category [78.9](#)

internal fixation device [78.5](#)

manipulation for realignment--see Reduction

fracture, by site, closed

osteotomy
with
correction of alignment --see category [77.3](#)

with internal fixation device --see categories [77.3](#)[[78.5](#)]

with intramedullary rod --see categories [77.3](#)[[78.5](#)]

replacement arthroplasty --see Arthroplasty

sequestrectomy --see category [77.0](#)

Sofield type procedure --see categories [77.3](#) [[78.5](#)]

synostosis technique --see Arthrodesis

vertebra [03.53](#)

funnel chest (with implant) [34.74](#)

gallbladder [51.91](#)

gastroschisis [54.71](#)

great vessels NEC [39.59](#)

laceration (by suture) [39.30](#)

artery [39.31](#)

vein [39.32](#)

hallux valgus NEC [77.59](#)

resection of joint with prosthetic implant [77.59](#)

hammer toe [77.56](#)

hand [82.89](#)

with graft or implant [82.79](#)

fascia [82.72](#)

muscle [82.72](#)

tendon [82.79](#)

heart [37.49](#)

assist system [37.63](#)

septum [35.70](#)

with
prosthesis [35.50](#)

tissue graft [35.60](#)

atrial [35.71](#)

with
prosthesis (open heart technique) [35.51](#)

closed heart technique [35.52](#)

tissue graft [35.61](#)

combined with repair of valvular and ventricular septal defects --see Repair, endocardial cushion defect

Repair -heart -septal -atrial ---Cont.

in total repair of
tetralogy of Fallot [35.81](#)

total anomalous pulmonary venous connection [35.82](#)

truncus arteriosus [35.83](#)

combined with repair of valvular defect --see Repair, endocardial cushion defect

ventricular [35.72](#)

with
prosthesis (open heart technique) [35.53](#)

closed heart technique [35.55](#)

tissue graft [35.62](#)

combined with repair of valvular and atrial septal defects --see Repair, endocardial cushion defect

in total repair of
tetralogy of Fallot [35.81](#)

total anomalous pulmonary venous connection [35.82](#)

truncus arteriosus [35.83](#)

total internal biventricular replacement system [37.52](#)

implantable battery [37.54](#)

implantable controller [37.54](#)

thoracic unit [37.53](#)

transcutaneous energy transfer [TET] device [37.54](#)

valve (cusps) (open heart technique) [35.10](#)

aortic (without replacement) [35.11](#)

with
leaflet clip implant [35.97](#)

MitraClip [35.97](#)

balloon, percutaneous [35.96](#)

combined with repair of atrial and ventricular septal defects --see Repair, endocardial cushion defect

endovascular repair with implant [35.97](#)

mitral (without replacement) [35.12](#)

percutaneous with leaflet clip implant [35.97](#)

pulmonary (without replacement) [35.13](#)

in total repair of tetralogy of Fallot [35.81](#)

tricuspid (without replacement) [35.14](#)

hepatic duct [51.79](#)

hernia NEC [53.9](#)

anterior abdominal wall NEC (laparoscopic without graft or prosthesis) [53.59](#)

with prosthesis or graft laparoscopic [53.63](#)

other and open [53.69](#)

colostomy [46.42](#)

Repair -hernia ---Cont.

crural [53.29](#)
 cul-de-sac (Douglas') [70.92](#)
 diaphragmatic
 abdominal approach
 laparoscopic [53.71](#)
 other and open [53.72](#)
 unspecified [53.75](#)
 thoracic, thoracoabdominal approach [53.80](#)
 laparoscopic [53.83](#)
 other and open [53.84](#)
 epigastric [53.59](#)
 with prosthesis or graft [53.69](#)
 esophageal hiatus
 abdominal approach
 laparoscopic [53.71](#)
 other and open [53.72](#)
 unspecified [53.75](#)
 thoracic, thoracoabdominal approach [53.80](#)
 fascia [83.89](#)
 hand [82.89](#)
 femoral (unilateral) [53.29](#)
 with prosthesis or graft [53.21](#)
 bilateral [53.39](#)
 with prosthesis or graft [53.31](#)
 Ferguson [53.00](#)
 Halsted [53.00](#)
 Hill-Allison (hiatal hernia repair, transpleural approach) [53.80](#)
 hypogastric [53.59](#)
 with prosthesis or graft [53.69](#)
 incisional [53.51](#)
 laparoscopic with prosthesis or graft [53.62](#)
 other open with prosthesis or graft [53.61](#)
 inguinal (unilateral) [53.00](#)
 with prosthesis or graft [53.05](#)
 bilateral [53.10](#)
 with prosthesis or graft [53.17](#)
 laparoscopic [17.24](#)
 direct
 laparoscopic with graft or prosthesis [17.21](#)
 other and open (laparoscopic without graft or prosthesis) [53.11](#)
 with prosthesis or graft [53.14](#)
 direct and indirect
 laparoscopic with graft or prosthesis [17.23](#)
 other and open (laparoscopic without graft or prosthesis) [53.13](#)
 with prosthesis or graft [53.16](#)
 indirect
 laparoscopic with graft or prosthesis [17.22](#)
 other and open (laparoscopic without graft or prosthesis) [53.12](#)
 with prosthesis or graft [53.15](#)

Repair -hernia -inguinal ---Cont.

direct (unilateral)
 and indirect (unilateral)
 laparoscopic with graft or prosthesis [17.11](#)
 other and open (laparoscopic without graft or prosthesis) [53.01](#)
 with prosthesis or graft [53.03](#)
 laparoscopic with graft or prosthesis [17.11](#)
 other and open [53.01](#)
 with prosthesis or graft [53.03](#)
 indirect (unilateral)
 laparoscopic with graft or prosthesis [17.12](#)
 other and open (laparoscopic without graft or prosthesis) [53.02](#)
 with prosthesis or graft [53.04](#)
 laparoscopic with graft or prosthesis, NOS [17.13](#)
 internal [53.9](#)
 ischiatic [53.9](#)
 ischiorectal [53.9](#)
 lumbar [53.9](#)
 manual [96.27](#)
 obturator [53.9](#)
 omental [53.9](#)
 paraesophageal
 laparoscopic [53.71](#)
 other and open [53.72](#)
 unspecified [53.75](#)
 parahiatal
 laparoscopic [53.71](#)
 other and open [53.72](#)
 unspecified [53.75](#)
 paraileostomy [46.41](#)
 parasternal [53.82](#)
 paraumbilical
 laparoscopic [53.43](#)
 with graft or prosthesis [53.42](#)
 other and open with prosthesis [53.41](#)
 other open [53.49](#)
 pericostomy [46.42](#)
 perineal (enterocele) [53.9](#)
 preperitoneal [53.29](#)
 pudendal [53.9](#)
 retroperitoneal [53.9](#)
 sciatic [53.9](#)
 scrotal --see Repair, hernia, inguinal
 spigelian [53.59](#)
 with prosthesis or graft [53.69](#)
 umbilical
 laparoscopic [53.43](#)
 with graft or prosthesis [53.42](#)
 other and open with prosthesis [53.41](#)
 other open [53.49](#)
 uveal [12.39](#)

Repair –hernia ---Cont.

- ventral ([laparoscopic without graft or prosthesis](#)) [53.59](#)
 - with prosthesis or graft
 - laparoscopic [53.63](#)
 - other and open [53.69](#)
 - incisional [53.51](#)
 - ([laparoscopic without graft or prosthesis](#)) [53.59](#)
 - other open with prosthesis or graft [53.61](#)
- hydrocele
 - round ligament [69.19](#)
 - spermatic cord [63.1](#)
 - tunica vaginalis [61.2](#)
- hymen [70.76](#)
- hypospadias [58.45](#)
- ileostomy [46.41](#)
- ingrown toenail [86.23](#)
- intestine, intestinal NEC [46.79](#)
 - fistula --see Closure, fistula, intestine
 - laceration
 - large intestine [46.75](#)
 - small intestine NEC [46.73](#)
 - stoma --see Repair, stoma
- inverted uterus NEC [69.29](#)
- manual
 - nonobstetric [69.94](#)
 - obstetric [75.94](#)
- obstetrical
 - manual [75.94](#)
 - surgical [75.93](#)
 - vaginal approach [69.23](#)
- iris (rupture) NEC [12.39](#)
- jejunostomy [46.41](#)
- joint (capsule) (cartilage) NEC --see also Arthroplasty [81.96](#)
- kidney NEC [55.89](#)
- knee (joint) NEC [81.47](#)
 - collateral ligaments [81.46](#)
 - cruciate ligaments [81.45](#)
 - five-in-one [81.42](#)
 - triad [81.43](#)
- labia --see Repair, vulva
- laceration --see Suture, by site
- lacrimal system NEC [09.99](#)
 - canaliculus [09.73](#)
 - punctum [09.72](#)
 - for eversion [09.71](#)
- laryngostomy [31.62](#)
- laryngotracheal cleft [31.69](#)
- larynx [31.69](#)
 - fracture [31.64](#)
 - laceration [31.61](#)
- leads (cardiac) NEC [37.75](#)
- ligament --see also Arthroplasty [81.96](#)
 - broad [69.29](#)
 - collateral, knee NEC [81.46](#)
 - cruciate, knee NEC [81.45](#)

Repair -ligament ---Cont.

- round [69.29](#)
- uterine [69.29](#)
- lip NEC [27.59](#)
 - cleft [27.54](#)
 - laceration (by suture) [27.51](#)
- liver NEC [50.69](#)
 - laceration [50.61](#)
- lop ear [18.79](#)
- lung NEC [33.49](#)
- lymphatic (channel) (peripheral) NEC [40.9](#)
 - duct, left (thoracic) NEC [40.69](#)
- macroductyly [82.83](#)
- mallet finger [82.84](#)
- mandibular ridge [76.64](#)
- mastoid (antrum) (cavity) [19.9](#)
- meninges (cerebral) NEC [02.12](#)
 - spinal NEC [03.59](#)
 - meningocele [03.51](#)
 - myelomeningocele [03.52](#)
 - meningocele (spinal) [03.51](#)
 - cranial [02.12](#)
- mesentery [54.75](#)
- mouth NEC [27.59](#)
 - laceration NEC [27.52](#)
- muscle NEC [83.87](#)
 - by
 - graft or implant(fascia)(muscle) [83.82](#)
 - hand [82.72](#)
 - tendon [83.81](#)
 - hand [82.79](#)
 - suture (direct) [83.65](#)
 - hand [82.46](#)
 - transfer or transplantation (muscle) [83.77](#)
 - hand [82.58](#)
 - hand [82.89](#)
 - by
 - graft or implant NEC [82.79](#)
 - fascia [82.72](#)
 - suture (direct) [82.46](#)
 - transfer or transplantation (muscle) [82.58](#)
- musculotendinous cuff, shoulder [83.63](#)
- myelomeningocele [03.52](#)
- nasal
 - septum (perforation) NEC [21.88](#)
 - sinus NEC [22.79](#)
 - fistula [22.71](#)
- nasolabial flaps (plastic) [21.86](#)
- nasopharyngeal atresia [29.4](#)
- nerve (cranial) (peripheral) NEC [04.79](#)
 - old injury [04.76](#)
 - revision [04.75](#)
 - sympathetic [05.81](#)
- nipple NEC [85.87](#)
- nose (external) (internal) (plastic) NEC --see also Rhinoplasty [21.89](#)
 - laceration (by suture) [21.81](#)
- notched lip [27.59](#)

Repair ---Cont.

omentum [54.74](#)
omphalocele
 laparoscopic [53.43](#)
 with graft or prosthesis [53.42](#)
 other and open with graft or prosthesis [53.41](#)
 other open [53.49](#)
orbit [16.89](#)
 wound [16.81](#)
ostium
 primum defect [35.73](#)
 with
 prosthesis [35.54](#)
 tissue graft [35.63](#)
 secundum defect [35.71](#)
 with
 prosthesis(open heart technique) [35.51](#)
 closed heart technique [35.52](#)
 tissue graft [35.61](#)
ovary [65.79](#)
 with tube [65.73](#)
 laparoscopic [65.76](#)
overlapping toe [77.58](#)
pacemaker
 cardiac
 device (permanent) [37.89](#)
 electrodes (leads) NEC [37.75](#)
 pocket (skin) (subcutaneous) [37.79](#)
palate NEC [27.69](#)
 cleft [27.62](#)
 secondary or subsequent [27.63](#)
 laceration (by suture) [27.61](#)
pancreas NEC [52.95](#)
 Wirsung's duct [52.99](#)
papillary muscle (heart) [35.31](#)
patent ductus arteriosus [38.85](#)
pectus deformity (chest) (carinatum) (excavatum) [34.74](#)
pelvic floor NEC [70.79](#)
 obstetric laceration (current) [75.69](#)
 old [70.79](#)
penis NEC [64.49](#)
 for epispadias or hypospadias [58.45](#)
 inflatable prosthesis [64.99](#)
 laceration [64.41](#)
pericardium [37.49](#)
perineum (female) [71.79](#)
 laceration (by suture) [71.71](#)
 obstetric (current) [75.69](#)
 old [71.79](#)
 male NEC [86.89](#)
 laceration (by suture) [86.59](#)
peritoneum NEC [54.73](#)
 by suture [54.64](#)
pharynx NEC [29.59](#)
 laceration (by suture) [29.51](#)
 plastic [29.4](#)
pleura NEC [34.93](#)

Repair ---Cont.

postcataract wound dehiscence [11.52](#)
 with conjunctival flap [11.53](#)
pouch of Douglas [70.52](#)
primum ostium defect [35.73](#)
 with
 prosthesis [35.54](#)
 tissue graft [35.63](#)
prostate [60.93](#)
ptosis, eyelid --see Repair, blepharoptosis
punctum, lacrimal NEC [09.72](#)
 for correction of eversion [09.71](#)
quadriceps (mechanism) [83.86](#)
rectocele (posterior colporrhaphy) [70.52](#)
 with graft or prosthesis [70.55](#)
 and cystocele [70.50](#)
 with graft or prosthesis [70.53](#)
rectum NEC [48.79](#)
 laceration (by suture) [48.71](#)
 prolapse NEC [48.76](#)
 abdominal approach [48.75](#)
 STARR procedure [48.74](#)
retina, retinal
 detachment [14.59](#)
 by
 cryotherapy [14.52](#)
 diathermy [14.51](#)
 photocoagulation [14.55](#)
 laser [14.54](#)
 xenon arc [14.53](#)
 scleral buckling --see also Buckling,
 scleral [14.49](#)
 tear or defect [14.39](#)
 by
 cryotherapy [14.32](#)
 diathermy [14.31](#)
 photocoagulation [14.35](#)
 laser [14.34](#)
 xenon arc [14.33](#)
retroperitoneal tissue [54.73](#)
rotator cuff (graft) (suture) [83.63](#)
round ligament [69.29](#)
ruptured tendon NEC [83.88](#)
 hand [82.86](#)
salivary gland or duct NEC [26.49](#)
sclera, scleral [12.89](#)
 fistula [12.82](#)
 staphyloma NEC [12.86](#)
 with graft [12.85](#)
scrotum [61.49](#)
sinus
 nasal NEC [22.79](#)
 of Valsalva (aneurysm) [35.39](#)
skin (plastic) (without graft) [86.89](#)
 laceration (by suture) [86.59](#)
skull NEC [02.06](#)
 with
 flap (bone) [02.03](#)
 graft (bone) [02.04](#)

Repair ---Cont.

spermatic cord NEC [63.59](#)
 laceration (by suture) [63.51](#)
 sphincter ani [49.79](#)
 laceration (by suture) [49.71](#)
 obstetric (current) [75.62](#)
 old [49.79](#)
 spina bifida NEC [03.59](#)
 meningocele [03.51](#)
 myelomeningocele [03.52](#)
 spinal (cord) (meninges) (structures) NEC [03.59](#)
 meningocele [03.51](#)
 myelomeningocele [03.52](#)
 spleen [41.95](#)
 sternal defect [78.41](#)
 stoma
 bile duct [51.79](#)
 bladder [57.22](#)
 bronchus [33.42](#)
 common duct [51.72](#)
 esophagus [42.89](#)
 gallbladder [51.99](#)
 hepatic duct [51.79](#)
 intestine [46.40](#)
 large [46.43](#)
 small [46.41](#)
 kidney [55.89](#)
 larynx [31.63](#)
 rectum [48.79](#)
 stomach [44.69](#)
 laparoscopic [44.68](#)
 thorax [34.79](#)
 trachea [31.74](#)
 ureter [56.62](#)
 urethra [58.49](#)
 stomach NEC [44.69](#)
 laceration (by suture) [44.61](#)
 laparoscopic [44.68](#)
 stress incontinence (urinary) NEC [59.79](#)
 by
 anterior urethropexy [59.79](#)
 Burch [59.5](#)
 cystourethropexy (with levator muscle sling)
[59.71](#)
 injection of implant (fat) (collagen) (polytef)
[59.72](#)
 paraurethral suspension (Pereyra) [59.6](#)
 periurethral suspension [59.6](#)
 plication of urethrovesical junction [59.3](#)
 pubococcygeal sling [59.71](#)
 retropubic urethral suspension [59.5](#)
 suprapubic sling [59.4](#)
 tension free vaginal tape [59.79](#)
 urethrovesical suspension [59.4](#)
 gracilis muscle transplant [59.71](#)
 levator muscle sling [59.71](#)
 subcutaneous tissue (plastic) (without skin graft)
[86.89](#)
 laceration (by suture) [86.59](#)

Repair ---Cont.

supracristal defect (heart) [35.72](#)
 with
 prosthesis (open heart technique) [35.53](#)
 closed heart technique [35.55](#)
 tissue graft [35.62](#)
 symblepharon NEC [10.49](#)
 by division (with insertion of conformer)
[10.5](#)
 with free graft [10.41](#)
 syndactyly [86.85](#)
 synovial membrane, joint2
 --see Arthroplasty
 telecanthus [08.59](#)
 tendon [83.88](#)
 by or with
 arthroplasty --see Arthroplasty
 graft or implant (tendon) [83.81](#)
 fascia [83.82](#)
 hand [82.72](#)
 hand [82.79](#)
 muscle [83.82](#)
 hand [82.72](#)
 suture (direct) (immediate) (primary)
 --see also Suture, tendon [83.64](#)
 hand [82.45](#)
 transfer for transplantation (tendon)
[83.75](#)
 hand [82.56](#)
 hand [82.86](#)
 by
 graft or implant (tendon) [82.79](#)
 suture (direct) (immediate) (primary)
 --see also Suture, tendon, hand
[82.45](#)
 transfer or transplantation (tendon)
[82.56](#)
 rotator cuff (direct suture) [83.63](#)
 ruptured NEC [83.88](#)
 hand [82.86](#)
 sheath (direct suture) [83.61](#)
 hand [82.41](#)
 testis NEC [62.69](#)
 tetralogy of Fallot
 partial --see specific procedure
 total (one-stage) [35.81](#)
 thoracic duct NEC [40.69](#)
 thoracostomy [34.72](#)
 thymus (gland) [07.93](#)
 tongue NEC [25.59](#)
 tooth NEC [23.2](#)
 by
 crown (artificial) [23.41](#)
 filling (amalgam) (plastic) (silicate) [23.2](#)
 inlay [23.3](#)
 total anomalous pulmonary venous connection
 partial --see specific procedure
 total (one-stage) [35.82](#)

Repair ---Cont.

trachea NEC [31.79](#)
 laceration (by suture) [31.71](#)
 tricuspid atresia [35.94](#)
 truncus arteriosus
 partial --see specific procedure
 total (one-stage) [35.83](#)
 tunica vaginalis [61.49](#)
 laceration (by suture) [61.41](#)
 tympanum --see Tympanoplasty
 ureter NEC [56.89](#)
 laceration (by suture) [56.82](#)
 ureterocele [56.89](#)
 urethra NEC [58.49](#)
 laceration (by suture) [58.41](#)
 obstetric (current) [75.61](#)
 old [58.49](#)
 meatus [58.47](#)
 urethrocele (anterior colporrhaphy) (female) [70.51](#)
 with graft or prosthesis [70.54](#)
 and rectocele [70.50](#)
 with graft or prosthesis [70.53](#)
 urinary sphincter, artificial (component) [58.99](#)
 urinary stress incontinence --see Repair, stress incontinence
 uterus, uterine [69.49](#)
 inversion --see Repair, inverted uterus
 laceration (by suture) [69.41](#)
 obstetric (current) [75.50](#)
 old [69.49](#)
 ligaments [69.29](#)
 by
 interposition [69.21](#)
 plication [69.22](#)
 uvula [27.73](#)
 with synchronous cleft palate repair [27.62](#)
 vagina, vaginal (cuff) (wall) NEC [70.79](#)
 anterior [70.51](#)
 with graft or prosthesis [70.54](#)
 with posterior repair [70.50](#)
 with graft or prosthesis [70.53](#)
 cystocele [70.51](#)
 with graft or prosthesis [70.54](#)
 and rectocele [70.50](#)
 with graft or prosthesis [70.53](#)
 enterocele [70.92](#)
 with graft or prosthesis [70.93](#)
 laceration (by suture) [70.71](#)
 obstetric (current) [75.69](#)
 old [70.79](#)
 posterior [70.52](#)
 with anterior repair [70.50](#)
 with graft or prosthesis [70.53](#)
 rectocele [70.52](#)
 with graft or prosthesis [70.55](#)
 and cystocele [70.50](#)
 with graft or prosthesis [70.53](#)

Repair vagina---Cont.

urethrocele [70.51](#)
 with graft or prosthesis [70.54](#)
 and rectocele [70.50](#)
 with graft or prosthesis [70.53](#)
 varicocele [63.1](#)
 vas deferens [63.89](#)
 by
 anastomosis [63.82](#)
 to epididymis [63.83](#)
 reconstruction [63.82](#)
 laceration (by suture) [63.81](#)
 vein NEC [39.59](#)
 by
 endovascular approach
 head and neck(embolization or occlusion) [39.72](#)
 with
 patch graft [39.58](#)
 with excision or resection of vessel
 --see Phlebectomy, with graft replacement, by site
 synthetic (Dacron) (Teflon) [39.57](#)
 tissue (vein) (autogenous)
 (homograft) [39.56](#)
 suture [39.32](#)
 ventricular septal defect [35.72](#)
 with
 prosthesis (open heart technique) [35.53](#)
 closed heart technique [35.55](#)
 in total repair of tetralogy of Fallot
[35.81](#)
 tissue graft [35.62](#)
 combined with repair of valvular and atrial septal defects --see Repair, endocardial cushion defect
 in total repair of tetralogy of Fallot [35.81](#)
 truncus arteriosus [35.83](#)
 vertebral arch defect (spina bifida) [03.59](#)
 vulva NEC [71.79](#)
 laceration (by suture) [71.71](#)
 obstetric (current) [75.69](#)
 old [71.79](#)
 Wirsung's duct [52.99](#)
 wound (skin) (without graft) [86.59](#)
 abdominal wall [54.63](#)
 dehiscence [54.61](#)
 postcataract dehiscence (corneal) [11.52](#)
Replacement
 acetabulum (with prosthesis) [81.52](#)
 ankle, total [81.56](#)
 revision [81.59](#)
 aortic valve, NOS [35.22](#)
 with
 prosthesis [35.22](#)
 tissue graft [35.21](#)
 endovascular [35.05](#)

Replacement -aortic valve ---Cont.

- endovascular (TAVI) (TAVR) (transarterial) (transcatheter) (transfemoral) (with tissue graft) [35.05](#)
- transapical (intercostal) (transcatheter) (transthoracic) (transventricular) (with tissue graft) [35.06](#)
- artery --see Graft, artery
- bag --see Replacement, pack or bag
- Barton's tongs (skull) [02.94](#)
- bladder
 - with
 - ileal loop [57.87](#) [\[45.51\]](#)
 - sigmoid [57.87](#) [\[45.52\]](#)
 - sphincter, artificial [58.93](#)
- bronchial device NOS [33.79](#)
- bronchial substance NOS [33.79](#)
- bronchial valve(s)
 - multiple lobes [33.73](#)
 - single lobe [33.71](#)
- caliper tongs (skull) [02.94](#)
- cannula
 - arteriovenous shunt [39.94](#)
 - pancreatic duct [97.05](#)
 - vessel-to-vessel (arteriovenous) [39.94](#)
- cardiac contractility modulation (CCM)
 - rechargeable pulse generator only [17.52](#)
 - total system [17.51](#)
- cardiac resynchronization device
 - defibrillator (biventricular defibrillator) (BiV ICD) (BiV pacemaker with defibrillator) (BiV pacing with defibrillator) (CRT-D) (device and one or more leads) (total system) [00.51](#)
 - left ventricular coronary venous lead only [00.52](#)
 - pulse generator only [00.54](#)
 - pacemaker (biventricular pacemaker) (BiV pacemaker) (CRT-P) (device and one or more leads) (total system) [00.50](#)
 - left ventricular coronary venous lead only [00.52](#)
 - pulse generator only [00.53](#)
- cardioverter/defibrillator(total system) [37.94](#)
 - leads only (electrodes) (sensing) (pacing) [37.97](#)
 - pulse generator only [37.98](#)
- cast NEC [97.13](#)
 - lower limb [97.12](#)
 - upper limb [97.11](#)
- catheter
 - bladder (indwelling) [57.95](#)
 - cystostomy [59.94](#)
 - external ventricular drain [02.21](#)
 - ventricular shunt (cerebral) [02.42](#)
 - wound [97.15](#)
- CCM (cardiac contractility modulation)
 - rechargeable pulse generator only [17.52](#)
 - total system [17.51](#)

Replacement ---Cont.

- CRT-D (biventricular defibrillator) (BiV ICD) (BiV pacemaker with defibrillator) (BiV pacing with defibrillator) (cardiac resynchronization defibrillator)(device and one or more leads) [00.51](#)
- left ventricular coronary venous lead only [00.52](#)
- pulse generator only [00.54](#)
- CRT-P (biventricular pacemaker) (BiV pacemaker) (cardiac resynchronization pacemaker) (device and one or more leads) [00.50](#)
- left ventricular coronary venous lead only [00.52](#)
- pulse generator only [00.53](#)
- Crutchfield tongs (skull) [02.94](#)
- cystostomy tube (catheter) [59.94](#)
 - device
 - subcutaneous for intracardiac or great vessel hemodynamic monitoring [00.57](#)
- diaphragm, vagina [97.24](#)
- disc --see Replacement, intervertebral disc
- drain --see also Replacement, tube
 - vagina [97.26](#)
 - ovula [97.26](#)
 - wound, musculoskeletal or skin [97.16](#)
- ear (prosthetic) [18.71](#)
- elbow (joint), total [81.84](#)
- electrode(s) --see Implant, electrode or lead
 - by site or name of device
 - brain
 - depth [02.93](#)
 - foramen ovale [02.93](#)
 - sphenoidal [02.96](#)
 - carotid sinus [39.82](#)
 - with synchronous pulse generator replacement (total system) [39.81](#)
 - depth [02.93](#)
 - foramen ovale [02.93](#)
 - gastric [04.92](#)
 - intracranial [02.93](#)
 - pacemaker --see Replacement, pacemaker, electrode(s)
 - peripheral nerve [04.92](#)
 - sacral nerve [04.92](#)
 - sphenoidal [02.96](#)
 - spine [03.93](#)
 - electroencephalographic receiver (brain) (intracranial) [02.93](#)
 - electronic
 - cardioverter/defibrillator
 - see Replacement, cardioverter/defibrillator
 - leads (electrode)(s) --see Replacement, electrode(s)

Replacement - electronic---Cont.

- stimulator --see also Implant, electronic
 - stimulator, by site
 - bladder [57.97](#)
 - muscle (skeletal) [83.92](#)
 - ureter [56.93](#)
- electrostimulator --see Implant, electronic
 - stimulator, by site
- enterostomy device (tube)
 - large intestine [97.04](#)
 - small intestine [97.03](#)
- epidural pegs [02.93](#)
- femoral head, by prosthesis [81.52](#)
 - revision [81.53](#)
- Gardner Wells tongs (skull) [02.94](#)
- gastric band, laparoscopic [44.96](#)
- gastric port device (subcutaneous) [44.96](#)
- graft --see Graft
- halo traction device (skull) [02.94](#)
- Harrington rod (with refusion of spine) --see Refusion, spinal
- heart
 - artificial
 - total internal biventricular replacement system [37.52](#)
 - implantable battery [37.54](#)
 - implantable controller [37.54](#)
 - thoracic unit [37.53](#)
 - transcutaneous energy transfer [TET] device [37.54](#)
 - total internal biventricular replacement system [37.52](#)
 - implantable battery [37.54](#)
 - implantable controller [37.54](#)
 - thoracic unit [37.53](#)
 - transcutaneous energy transfer [TET] device [37.54](#)
- valve, NOS (with prosthesis) (with tissue graft) [35.20](#)
- aortic, NOS [35.22](#)
 - with
 - peosthesis [35.22](#)
 - tissue graft [35.21](#)
 - endovascular [35.05](#)
 - endovascular (TAVI) (TAVR) (transarterial) (transcatheter) (transfemoral) (with tissue graft) [35.05](#)
 - transapical (intercostal) (transcatheter) (transthoracic) (transventricular) (with tissue graft) [35.06](#)
 - endovascular, NOS [35.09](#)
 - mitral, NOS [35.24](#)
 - with
 - prosthesis [35.24](#)
 - tissue graft [35.23](#)
 - poppet (prosthetic) [35.95](#)

Replacement -heart-valve ---Cont.

- pulmonary, NOS [35.26](#)
 - with
 - prosthesis [35.26](#)
 - tissue graft [35.25](#)
 - endovascular (percutaneous) (PPVI) (TPVR) (transcatheter) (transfemoral) (transvenous) [35.07](#)
 - transapical (intercostal) (transcatheter) (transthoracic) (transventricular) [35.08](#)
- in total repair of tetralogy of Fallot [35.81](#)
- tricuspid, NOS [35.28](#)
 - with
 - prosthesis [35.28](#)
 - tissue graft [35.27](#)
- hip (partial) (with fixation device) (with prosthesis) (with traction) [81.52](#)
 - acetabulum [81.52](#)
 - revision [81.53](#)
 - femoral head [81.52](#)
 - revision [81.53](#)
 - total [81.51](#)
 - revision [81.53](#)
- intervertebral disc
 - artificial, NOS [84.60](#)
 - cervical [84.62](#)
 - nucleus [84.61](#)
 - partial [84.61](#)
 - total [84.62](#)
 - lumbar, lumbosacral [84.65](#)
 - nucleus [84.64](#)
 - partial [84.64](#)
 - total [84.65](#)
 - thoracic (partial) (total) [84.63](#)
- inverted uterus --see Repair, inverted uterus
- iris NEC [12.39](#)
- kidney, mechanical [55.97](#)
- knee (bicompartmental) (hemijoint) (partial) (total) (tricompartmental) (unicompartmental) [81.54](#)
 - revision [81.55](#)
- laryngeal stent [31.93](#)
- leads (electrode)(s) --see Replacement, electrode(s)
- mechanical kidney [55.97](#)
- mitral valve, NOS [35.24](#)
 - with
 - prosthesis [35.24](#)
 - tissue graft [35.23](#)
- Mulligan hood, fallopian tube [66.93](#)
- muscle stimulator (skeletal) [83.92](#)
- nephrostomy tube [55.93](#)
- neuropacemaker --see Implant, neurostimulator, by site

Replacement ---Cont.

neurostimulator --see also Implant,
neurostimulator, by site
skeletal muscle [83.92](#)

pacemaker
brain --see Implant, neurostimulator, brain
cardiac device (initial) (permanent)
dual-chamber device [37.87](#)
resynchronization --see
Replacement, CRT-P
single-chamber device [37.85](#)
rate responsive [37.86](#)

electrode(s), cardiac (atrial) (transvenous)
(ventricular) [37.76](#)
epicardium (myocardium) [37.74](#)
left ventricular coronary venous system [00.52](#)

gastric --see Implant, neurostimulator, gastric
intracranial --see Implant, neurostimulator,
intracranial
neural --see Implant, neurostimulator, by site
peripheral nerve --see Implant, neurostimulator,
peripheral nerve
sacral nerve --see Implant, neurostimulator,
sacral nerve
spine--see Implant,neurostimulator,spine
temporary transvenous pacemaker system
[37.78](#)

pack or bag
nose [97.21](#)
teeth, tooth [97.22](#)
vagina [97.26](#)
vulva [97.26](#)
wound [97.16](#)

pessary, vagina NEC [97.25](#)

prosthesis
acetabulum [81.53](#)
arm (bioelectric) (cineplastic) (kineplastic) [84.44](#)
biliary tract [51.99](#)
cochlear [20.96](#)
channel (single) [20.97](#)
multiple [20.98](#)
epiretinal visual [14.83](#)
elbow [81.97](#)
extremity (bioelectric) (cineplastic) (kineplastic)
[84.40](#)
lower [84.48](#)
upper [84.44](#)
fallopian tube(Mulligan hood)(stent) [66.93](#)
femur [81.53](#)
knee [81.55](#)
leg (bioelectric) (cineplastic) (kineplastic)
[84.48](#)
penis (internal) (non-inflatable) [64.95](#)
inflatable (internal) [64.97](#)
pulmonary valve, NOS [35.26](#)
with
prosthesis [35.26](#)
tissue graft [35.25](#)

Replacement -pulmonary valve ---Cont.

endovascular (percutaneous) (PPVI)
(TPVR) (transcatheter)
(transfemoral) (transvenous) [35.07](#)
transapical (intercostal)
transcatheter) (transthoracic)
(transventricular) [35.08](#)
in total repair of tetralogy of Fallot [35.81](#)

pyelostomy tube [55.94](#)
rectal tube [96.09](#)
Rheos™ carotid sinus baroreflex activation
device [39.81](#)
sensor (lead)
intracardiac or great vessel hemodynamic
monitoring [00.56](#)

shoulder NEC [81.83](#)
partial [81.81](#)
total, NEC [81.80](#)
other [81.80](#)
reverse [81.88](#)

skull
plate [02.05](#)
tongs [02.94](#)

spacer (cement) (joint)
(methylmethacrylate) [84.56](#)

specified appliance or device NEC [97.29](#)

spinal motion preservation device
facet replacement device(s) [84.84](#)
interspinous process device(s) [84.80](#)
pedicle-based dynamic stabilization
device(s) [84.82](#)

splint [97.14](#)

stent
bile duct [97.05](#)
fallopian tube [66.93](#)
larynx [31.93](#)
pancreatic duct [97.05](#)
trachea [31.93](#)

stimoceiver--see Implant, stimoceiver,
by site

stimulator
electrode(s)
carotid sinus [39.82](#)
with synchronous pulse
generator replacement (total
system) [39.81](#)
pulse generator
carotid sinus [39.83](#)
with synchronous electrode(s)
replacement (total system)
[39.81](#)

subdural
grids [02.93](#)
strips [02.93](#)

testis in scrotum [62.5](#)
tongs, skull [02.94](#)
tracheal stent [31.93](#)

Replacement ---Cont.

tricuspid valve (with prosthesis) [35.28](#)
 with tissue graft [35.27](#)
 tube
 bile duct [97.05](#)
 bladder [57.95](#)
 cystostomy [59.94](#)
 esophagostomy [97.01](#)
 gastrostomy [97.02](#)
 large intestine [97.04](#)
 nasogastric [97.01](#)
 nephrostomy [55.93](#)
 pancreatic duct [97.05](#)
 pylorostomy [55.94](#)
 rectal [96.09](#)
 small intestine [97.03](#)
 tracheostomy [97.23](#)
 ureterostomy [59.93](#)
 ventricular (cerebral) [02.42](#)
 umbilical cord, prolapsed [73.92](#)
 ureter (with)
 bladder flap [56.74](#)
 ileal segment implanted into bladder [56.89](#)
[\[45.51\]](#)
 ureterostomy tube [59.93](#)
 urethral sphincter, artificial [58.93](#)
 urinary sphincter, artificial [58.93](#)
 valve
 heart --see also Replacement, heart valve poppet
 (prosthetic) [35.95](#)
 ventricular (cerebral) [02.42](#)
 ventricular shunt (catheter) (valve) [02.42](#)
 Vinke tongs (skull) [02.94](#)
 vitreous (silicone) [14.75](#)
 for retinal reattachment [14.59](#)

Replant, replantation --see also Reattachment
 extremity --see Reattachment, extremity
 penis [64.45](#)
 scalp [86.51](#)
 tooth [23.5](#)

Reposition
 cardiac pacemaker
 electrode(s) (atrial) (transvenous) (ventricular)
[37.75](#)
 pocket [37.79](#)
 cardiac resynchronization defibrillator (CRT-D) -see
 Revision, cardiac resynchronization defibrillator
 cardiac resynchronization pacemaker (CRT-P)
 --see Revision, cardiac resynchronization
 pacemaker
 cardioverter/defibrillator (automatic)
 lead(s) (sensing) (pacing) (epicardial patch) [37.75](#)
 pocket [37.79](#)
 pulse generator [37.79](#)
 cilia base [08.71](#)
 implantable hemodynamic sensor (lead) and
 monitor device [37.79](#)
 iris [12.39](#)
 neurostimulator

Reposition -neurostimulator---Cont.

leads
 subcutaneous, without device
 replacement [86.09](#)
 within brain [02.93](#)
 within or over gastric nerve [04.92](#)
 within or over peripheral nerve [04.92](#)
 within or over sacral nerve [04.92](#)
 within spine [03.93](#)
 pulse generator
 subcutaneous, without device
 replacement [86.09](#)
 renal vessel, aberrant [39.55](#)
 subcutaneous device pocket NEC [86.09](#)
 thyroid tissue [06.94](#)
 tricuspid valve (with plication) [35.14](#)

Resection --see also Excision, by site
 abdominoendorectal (combined), NOS
[48.50](#)
 laparoscopic [48.51](#)
 open [48.52](#)
 other [48.59](#)
 abdominoperineal (rectum), NOS [48.50](#)
 pull-through(Altemeier)(Swenson) NEC
[48.49](#)
 Duhamel type [48.65](#)
 laparoscopic [48.42](#)
 not otherwise specified [48.40](#)
 open [48.43](#)
 alveolar process and palate (en bloc) [27.32](#)
 aneurysm --see Aneurysmectomy
 aortic valve (for subvalvular stenosis)
[35.11](#)
 artery --see Arteriotomy
 bile duct NEC [51.69](#)
 common duct NEC [51.63](#)
 bladder (partial) (segmental) (transvesical)
 (wedge) [57.6](#)
 complete or total [57.79](#)
 lesion NEC [57.59](#)
 transurethral approach [57.49](#)
 neck [57.59](#)
 transurethral approach [57.49](#)
 blood vessel --see Angiotomy
 brain [01.59](#)
 by
 stereotactic radiosurgery [92.30](#)
 cobalt 60 [92.32](#)
 linear accelerator (LINAC) [92.31](#)
 multi-source [92.32](#)
 particle beam [92.33](#)
 particulate [92.33](#)
 radiosurgery NEC [92.39](#)
 single source photon [92.31](#)
 hemisphere [01.52](#)
 lobe [01.53](#)
 breast --see also Mastectomy
 quadrant [85.22](#)
 segmental [85.23](#)

Resection ---Cont.

- broad ligament [69.19](#)
- bronchus (sleeve) (wide sleeve) [32.1](#)
 - block (en bloc) (with radical dissection of brachial plexus, bronchus, lobe of lung, ribs, and sympathetic nerves) [32.6](#)
- bursa [83.5](#)
 - hand [82.31](#)
- cecum (and terminal ileum)
 - laparoscopic [17.32](#)
 - open and other [45.72](#)
- cerebral meninges [01.51](#)
- chest wall [34.4](#)
- clavicle [77.81](#)
- clitoris [71.4](#)
- colon (partial) (segmental) [45.79](#)
 - ascending (cecum and terminal ileum)
 - laparoscopic [17.32](#)
 - open and other [45.72](#)
 - cecum (and terminal ileum)
 - laparoscopic [17.32](#)
 - open and other [45.72](#)
 - complete
 - laparoscopic [45.81](#)
 - open [45.82](#)
 - other [45.83](#)
 - unspecified [45.83](#)
 - descending (sigmoid)
 - laparoscopic [17.36](#)
 - open and other [45.72](#)
 - for interposition [45.52](#)
- Hartmann
 - laparoscopic [17.35](#)
 - open and other [45.75](#)
- hepatic flexure
 - laparoscopic [17.33](#)
 - open and other [45.73](#)
- laparoscopic [17.39](#)
- left radical (hemicolon)
 - laparoscopic [17.35](#)
 - open and other [45.75](#)
- multiple segmental
 - laparoscopic [17.31](#)
 - open and other [45.71](#)
- open and other [45.79](#)
- right radical (hemicolon) (ileocelectomy)
 - laparoscopic [17.33](#)
 - open and other [45.73](#)
- segmental NEC
 - laparoscopic [17.39](#)
- segmental NEC
 - Multiple
 - laparoscopic [17.31](#)
 - open and other [45.71](#)
 - open and other [45.79](#)
- sigmoid
 - laparoscopic [17.36](#)
 - open and other [45.72](#)
- splenic flexure

Resection -colon ---Cont.

- laparoscopic [17.35](#)
- open and other [45.75](#)
- total
 - laparoscopic [45.81](#)
 - open [45.82](#)
 - other [45.83](#)
 - unspecified [45.83](#)
- transverse
 - laparoscopic [17.34](#)
 - open and other [45.74](#)
- conjunctiva, for pterygium [11.39](#)
 - corneal graft [11.32](#)
- cornual (fallopian tube) (unilateral) [66.69](#)
 - bilateral [66.63](#)
- diaphragm [34.81](#)
- endaural [20.79](#)
- endorectal (pull-through) (Soave) [48.41](#)
 - combined abdominal, NOS [48.50](#)
 - laparoscopic [48.51](#)
 - open [48.52](#)
 - other [48.59](#)
- esophagus (partial) (subtotal) --see also Esophagectomy [42.41](#)
 - total [42.42](#)
- exteriorized intestine --see Resection, intestine, exteriorized
- fascia [83.44](#)
 - for graft [83.43](#)
 - hand [82.34](#)
 - hand [82.35](#)
 - for graft [82.34](#)
- gallbladder (total) [51.22](#)
- gastric (partial) (sleeve) (subtotal) NEC --see also Gastrectomy [43.89](#)
 - with anastomosis NEC [43.89](#)
 - esophagogastric [43.5](#)
 - gastroduodenal [43.6](#)
 - gastrogastric [43.89](#)
 - gastrojejunal [43.7](#)
- complete or total NEC [43.99](#)
 - with intestinal interposition [43.91](#)
 - laparoscopic [43.82](#)
 - radical NEC [43.99](#)
 - with intestinal interposition [43.91](#)
 - wedge [43.42](#)
 - endoscopic [43.41](#)
- hallux valgus (joint) --see also Bunionectomy
 - with prosthetic implant [77.59](#)
- hepatic
 - duct [51.69](#)
 - flexure (colon)
 - laparoscopic [17.33](#)
 - open and other [45.73](#)
- infundibula, heart (right) [35.34](#)
- intestine (partial) NEC
 - cecum (with terminal ileum)
 - laparoscopic [17.32](#)
 - open and other [45.72](#)

Resection --intestine ---Cont.

- exteriorized (large intestine) [46.04](#)
 - small intestine [46.02](#)
- for interposition [45.50](#)
 - large intestine [45.52](#)
 - small intestine [45.51](#)
- hepatic flexure
 - laparoscopic [17.33](#)
 - open and other [45.73](#)
- ileum [45.62](#)
 - with cecum
 - laparoscopic [17.32](#)
 - open and other [45.72](#)
- laparoscopic [17.39](#)
- large (partial) (segmental) NEC [45.79](#)
 - for interposition [45.52](#)
 - laparoscopic [17.39](#)
 - multiple segmental
 - laparoscopic [17.31](#)
 - open and other multiple segmental [45.71](#)
 - other [45.79](#)
 - total
 - laparoscopic [45.81](#)
 - open [45.82](#)
 - other [45.83](#)
 - unspecified [45.83](#)
 - unspecified [45.79](#)
- left hemicolon
 - laparoscopic [17.35](#)
 - open and other [45.75](#)
- multiple segmental (large intestine)
 - laparoscopic [17.31](#)
 - open and other [45.71](#)
 - small intestine [45.61](#)
- open and other [45.79](#)
- right hemicolon
 - laparoscopic [17.33](#)
 - open and other [45.73](#)
- segmental (large intestine) [45.79](#)
 - laparoscopic [17.39](#)
 - multiple
 - laparoscopic [17.31](#)
 - open and other [45.71](#)
 - small intestine [45.62](#)
 - multiple [45.61](#)
- sigmoid
 - laparoscopic [17.36](#)
 - open and other [45.76](#)
- small (partial) (segmental) NEC [45.62](#)
 - for interposition [45.51](#)
 - multiple segmental [45.61](#)
 - total [45.63](#)
- total
 - large intestine
 - laparoscopic [45.81](#)
 - open [45.82](#)
 - other [45.83](#)
 - unspecified [45.83](#)
 - small intestine [45.63](#)

Resection ---Cont.

- joint structure NEC --see also Arthroctomy [80.90](#)
- kidney (segmental) (wedge) [55.4](#)
- larynx --see also Laryngectomy
 - submucous [30.29](#)
- lesion --see Excision, lesion, by site
- levator palpebrae muscle [08.33](#)
- ligament --see also Arthroctomy [80.90](#)
 - broad [69.19](#)
 - round [69.19](#)
 - uterine [69.19](#)
- lip (wedge) [27.43](#)
- liver (partial) (wedge) [50.22](#)
 - lobe (total) [50.3](#)
 - total [50.4](#)
- lung (wedge) NEC [32.29](#)
 - endoscopic [32.28](#)
 - segmental (any part) [32.39](#)
 - thoracoscopic [32.30](#)
 - thoracoscopic [32.20](#)
 - volume reduction [32.22](#)
 - biologic lung volume reduction (BLVR) --see category [33.7](#)
- meninges (cerebral) [01.51](#)
 - spinal [03.4](#)
- mesentery [54.4](#)
- muscle [83.45](#)
 - extraocular [15.13](#)
 - with
 - advancement or recession of other
 - eye muscle [15.3](#)
 - suture of original insertion [15.13](#)
 - levator palpebrae [08.33](#)
 - Muller's, for blepharoptosis [08.35](#)
 - orbicularis oculi [08.20](#)
 - tarsal, for blepharoptosis [08.35](#)
 - for graft [83.43](#)
 - hand [82.34](#)
 - hand [82.36](#)
 - for graft [82.34](#)
 - ocular --see Resection, muscle, extraocular
- myocardium [37.33](#)
- nasal septum (submucous) [21.5](#)
- nerve (cranial) (peripheral) NEC [04.07](#)
 - phrenic [04.03](#)
 - for collapse of lung [33.31](#)
 - sympathetic [05.29](#)
 - vagus --see Vagotomy
- nose (complete) (extended) (partial) (radical) [21.4](#)
- omentum [54.4](#)
- orbitomaxillary, radical [16.51](#)
- ovary --see also Oophorectomy
 - wedge [65.22](#)
 - laparoscopic [65.24](#)
- palate (bony) (local) [27.31](#)
 - by wide excision [27.32](#)
- soft [27.49](#)

Resection ---Cont.

- pancreas (total) (with synchronous duodenectomy) [52.6](#)
 - partial NEC [52.59](#)
 - distal (tail) (with part of body) [52.52](#)
 - proximal (head) (with part of body) (with synchronous duodenectomy) [52.51](#)
 - radical subtotal [52.53](#)
 - radical (one-stage) (two-stage) [52.7](#)
 - subtotal [52.53](#)
- pancreaticoduodenal --see also Pancreatectomy [52.6](#)
- pelvic viscera (en masse) (female) [68.8](#)
 - male [57.71](#)
- penis [64.3](#)
- pericardium (partial) (for)
 - chronic constrictive pericarditis [37.31](#)
 - drainage [37.12](#)
 - removal of adhesions [37.31](#)
- peritoneum [54.4](#)
- pharynx (partial) [29.33](#)
- phrenic nerve [04.03](#)
 - for collapse of lung [33.31](#)
- prostate --see also Prostatectomy
 - transurethral (punch) [60.29](#)
- pterygium [11.39](#)
- radial head [77.83](#)
- rectosigmoid --see also Resection, rectum [48.69](#)
- rectum (partial) NEC [48.69](#)
 - with
 - pelvic exenteration [68.8](#)
 - transsacral sigmoidectomy [48.61](#)
 - abdominoendorectal (combined), NOS [48.50](#)
 - laparoscopic [48.51](#)
 - open [48.52](#)
 - other [48.59](#)
 - abdominoperineal, NOS [48.50](#)
 - laparoscopic [48.51](#)
 - open [48.52](#)
 - other [48.59](#)
 - pull-through NEC [48.49](#)
 - Duhamel type [48.65](#)
 - laparoscopic [48.42](#)
 - not otherwise specified [48.40](#)
 - open [48.43](#)
 - anterior [48.63](#)
 - with colostomy (synchronous) [48.62](#)
 - Duhamel [48.65](#)
 - endorectal [48.41](#)
 - combined abdominal, NOS [48.50](#)
 - laparoscopic [48.51](#)
 - open [48.52](#)
 - other [48.59](#)
 - posterior [48.64](#)
 - pull-through NEC [48.49](#)
 - endorectal [48.41](#)
 - laparoscopic [48.42](#)
 - not otherwise specified [48.40](#)
 - open [48.43](#)

Resection -rectum---Cont.

- STARR procedure [48.74](#)
- submucosal (Soave) [48.41](#)
 - combined abdominal, NOS [48.50](#)
 - laparoscopic [48.51](#)
 - open [48.52](#)
 - other [48.59](#)
- rib (transaxillary) [77.91](#)
 - as operative approach --omit code
 - incidental to thoracic operation --omit code
- right ventricle (heart), for infundibular stenosis [35.34](#)
- root (tooth) (apex) [23.73](#)
 - with root canal therapy [23.72](#)
 - residual or retained [23.11](#)
- round ligament [69.19](#)
- sclera [12.65](#)
 - with scleral buckling --see also Buckling, scleral [14.49](#)
 - lamellar (for retinal reattachment) [14.49](#)
 - with implant [14.41](#)
- scrotum [61.3](#)
- soft tissue NEC [83.49](#)
 - hand [82.39](#)
- sphincter of Oddi [51.89](#)
- spinal cord (meninges) [03.4](#)
- splanchnic [05.29](#)
- splenic flexure (colon) [45.75](#)
- sternum [77.81](#)
- stomach (partial) (sleeve) (subtotal) NEC --see also Gastrectomy [43.89](#)
 - with anastomosis NEC [43.89](#)
 - esophagogastric [43.5](#)
 - gastroduodenal [43.6](#)
 - gastrogastric [43.89](#)
 - gastrojejunal [43.7](#)
 - complete or total NEC [43.99](#)
 - with intestinal interposition [43.91](#)
 - fundus [43.89](#)
 - laparoscopic [43.82](#)
 - radical NEC [43.99](#)
 - with intestinal interposition [43.91](#)
 - wedge [43.42](#)
 - endoscopic [43.41](#)
- submucous
 - larynx [30.29](#)
 - nasal septum [21.5](#)
 - vocal cords [30.22](#)
- synovial membrane (complete) (partial) --see also Synovectomy [80.70](#)
- tarsolevator [08.33](#)
- tendon [83.42](#)
 - hand [82.33](#)
- thoracic structures (block) (en bloc) (radical) (brachial plexus, bronchus, lobes of lung, ribs, and sympathetic nerves) [32.6](#)
- thorax [34.4](#)

Resection ---Cont.

- tongue [25.2](#)
- wedge [25.1](#)
- tooth root [23.73](#)
 - with root canal therapy [23.72](#)
 - apex (abscess) [23.73](#)
 - with root canal therapy [23.72](#)
 - residual or retained [23.11](#)
- trachea [31.5](#)
- transurethral
 - bladder NEC [57.49](#)
 - prostate [60.29](#)
- transverse colon
 - laparoscopic [17.34](#)
 - open and other [45.74](#)
- turbinates --see Turbinectomy
- ureter (partial) [56.41](#)
 - total [56.42](#)
- uterus --see Hysterectomy
- vein --see Phlebectomy
- ventricle (heart) [37.35](#)
 - infundibula [35.34](#)
- vesical neck [57.59](#)
 - transurethral [57.49](#)
- vocal cords (punch) [30.22](#)

Respirator, volume-controlled (Bennett) (Byrd) --see

Ventilation

Restoration

- cardioesophageal angle [44.66](#)
 - laparoscopic [44.67](#)
- dental NEC [23.49](#)
 - by
 - application of crown (artificial) [23.41](#)
 - insertion of bridge (fixed) [23.42](#)
 - removable [23.43](#)
- extremity --see Reattachment, extremity
- eyebrow [08.70](#)
 - with graft [08.63](#)
- eye socket [16.64](#)
 - with graft [16.63](#)
- tooth NEC [23.2](#)
 - by
 - crown (artificial) [23.41](#)
 - filling(amalgam)(plastic)(silicate) [23.2](#)
 - inlay [23.3](#)

Restrictive

- gastric band, laparoscopic [44.95](#)

Resurfacing, hip [00.86](#)

- acetabulum [00.87](#)
 - with femoral head [00.85](#)
- femoral head [00.86](#)
 - with acetabulum [00.85](#)
- partial NOS [00.85](#)
 - acetabulum [00.87](#)
 - femoral head [00.86](#)
- total (acetabulum and femoral head) [00.85](#)

Resuscitation

- artificial respiration [93.93](#)
- cardiac [99.60](#)

Resuscitation ---Cont.

- cardioversion [99.62](#)
 - atrial [99.61](#)
- defibrillation [99.62](#)
- external massage [99.63](#)
 - open chest [37.91](#)
- intracardiac injection [37.92](#)
- cardiopulmonary [99.60](#)
- endotracheal intubation [96.04](#)
- manual [93.93](#)
- mouth-to-mouth [93.93](#)
- pulmonary [93.93](#)

Resuture

- abdominal wall [54.61](#)
- cardiac septum prosthesis [35.95](#)
- chest wall [34.71](#)
- heart valve prosthesis (poppet) [35.95](#)
- wound (skin and subcutaneous tissue)
 - (without graft) NEC [86.59](#)

Retavase, infusion [99.10](#)

Retepase, infusion [99.10](#)

Retightening (noninvasive)

- external fixator device --omit code

Retinaculotomy NEC --see also Division,

- ligament [80.40](#)
- carpal tunnel (flexor) [04.43](#)

Retraining

- cardiac [93.36](#)
- vocational [93.85](#)

Retrogasserian neurectomy [04.02](#)

Revascularization

- cardiac (heart muscle) (myocardium) (direct)
 - [36.10](#)
 - with
 - bypass anastomosis
 - abdominal artery to coronary artery [36.17](#)
 - aortocoronary (catheter stent)
 - (homograft) (prosthesis)
 - (saphenous vein graft) [36.10](#)
 - one coronary vessel [36.11](#)
 - two coronary vessels [36.12](#)
 - three coronary vessels [36.13](#)
 - four coronary vessels [36.14](#)
 - gastroepiploic artery to coronary artery [36.17](#)
 - internal mammary-coronary artery
 - (single vessel) [36.15](#)
 - double vessel [36.16](#)
 - specified type NEC [36.19](#)
 - thoracic artery-coronary artery
 - (single vessel) [36.15](#)
 - double vessel [36.16](#)
 - implantation of artery into heart(muscle)
 - (myocardium) (ventricle) [36.2](#)
 - indirect [36.2](#)
 - specified type NEC [36.39](#)
 - transmyocardial
 - endoscopic [36.33](#)

Revascularization -cardiac---*Cont.*
 endovascular [36.34](#)
 open chest [36.31](#)
 percutaneous [36.34](#)
 specified type NEC [36.32](#)
 thorascopic [36.33](#)

Reversal, intestinal segment [45.50](#)
 large [45.52](#)
 small [45.51](#)

Revision
 amputation stump [84.3](#)
 current traumatic --see Amputation

anastomosis
 biliary tract [51.94](#)
 blood vessel [39.49](#)
 gastric, gastrointestinal (with jejunal interposition) [44.5](#)
 intestine (large) [46.94](#)
 small [46.93](#)
 pleurothecal [03.97](#)
 pyelointestinal [56.72](#)
 salpingohecal [03.97](#)
 subarachnoid-peritoneal [03.97](#)
 subarachnoid-ureteral [03.97](#)
 ureterointestinal [56.72](#)

ankle replacement (prosthesis) [81.59](#)
 anterior segment (eye) wound (operative) NEC [12.83](#)

arteriovenous shunt(cannula)(for dialysis) [39.42](#)

arthroplasty --see Arthroplasty

bone flap, skull [02.06](#)
 breast implant [85.93](#)
 bronchostomy [33.42](#)
 bypass graft (vascular) [39.49](#)
 abdominal - coronary artery [36.17](#)
 aortocoronary (catheter stent)(with prosthesis)(with saphenous vein graft)(with vein graft) [36.10](#)
 one coronary vessel [36.11](#)
 two coronary vessels [36.12](#)
 three coronary vessels [36.13](#)
 four coronary vessels [36.14](#)

CABG --see Revision, aortocoronary bypass graft

chest tube --see intercostal catheter

coronary artery bypass graft (CABG) --see Revision, aortocoronary bypass graft, abdominal - coronary artery bypass, and internal mammary -coronary artery bypass

internal mammary -coronary artery (single) [36.15](#)
 double vessel [36.16](#)

cannula, vessel-to-vessel (arteriovenous) [39.94](#)
 canthus, lateral [08.59](#)

cardiac pacemaker
 device (permanent) [37.89](#)
 electrode(s) (atrial) (transvenous) (ventricular) [37.75](#)
 pocket [37.79](#)

Revision --*Cont.*
 cardiac resynchronization defibrillator (CRT-D) device [37.79](#)
 electrode(s) [37.75](#)
 pocket [37.79](#)

cardiac resynchronization pacemaker (CRT-P) device (permanent) [37.89](#)
 electrode(s) (atrial) (transvenous) (ventricular) [37.75](#)
 pocket [37.79](#)

cardioverter/defibrillator (automatic) pocket [37.79](#)

cholecystostomy [51.99](#)
 cleft palate repair [27.63](#)
 colostomy [46.43](#)
 conduit, urinary [56.52](#)
 cystostomy (stoma) [57.22](#)
 disc-see Revision, intervertebral disc

elbow replacement (prosthesis) [81.97](#)

enterostomy (stoma) [46.40](#)
 large intestine [46.43](#)
 small intestine [46.41](#)

enucleation socket [16.64](#)
 with graft [16.63](#)

esophagostomy [42.83](#)
 exenteration cavity [16.66](#)
 with secondary graft [16.65](#)

extraocular muscle surgery [15.6](#)

fenestration, inner ear [20.62](#)

filtering bleb [12.66](#)

fixation device (broken) (displaced) --see also Fixation, bone, internal [78.50](#)

flap or pedicle graft (skin) [86.75](#)

foot replacement (prosthesis) [81.59](#)

gastric anastomosis (with jejunal interposition) [44.5](#)

gastric band, laparoscopic [44.96](#)

gastric port device
 laparoscopic [44.96](#)

gastroduodenostomy (with jejunal interposition) [44.5](#)

gastrointestinal anastomosis (with jejunal interposition) [44.5](#)

gastrojejunostomy [44.5](#)

gastrostomy [44.69](#)
 laparoscopic [44.68](#)

hand replacement (prosthesis) [81.97](#)

heart procedure NEC [35.95](#)

hip replacement NOS [81.53](#)
 acetabular and femoral components (total) [00.70](#)
 acetabular component only [00.71](#)
 acetabular liner and/or femoral head only [00.73](#)
 femoral component only [00.72](#)
 femoral head only and/or acetabular liner [00.73](#)
 partial
 acetabular component only [00.71](#)

ICD-9-CM INDEX TO PROCEDURES (FY15)

Revision - hip replacement --Cont.

acetabular liner and/or femoral head only
[00.73](#)
 femoral component only [00.72](#)
 femoral head only and/or acetabular liner
[00.73](#)
 total (acetabular and femoral components) [00.70](#)
 Holter (-Spitz) valve [02.42](#)
 intercostal catheter(with lysis of adhesions)[34.04](#)
 thoracoscopic [34.06](#)
 ileal conduit [56.52](#)
 ileostomy [46.41](#)
 intervertebral disc, artificial (partial) (total) NOS
[84.69](#)
 cervical [84.66](#)
 lumbar, lumbosacral [84.68](#)
 thoracic [84.67](#)
 Jejunioileal bypass [46.93](#)
 jejunostomy [46.41](#)
 joint replacement
 acetabular and femoral components (total)
[00.70](#)
 acetabular component only [00.71](#)
 acetabular liner and/or femoral head only [00.73](#)
 ankle [81.59](#)
 elbow [81.97](#)
 femoral component only [00.72](#)
 femoral head only and/or acetabular liner [00.73](#)
 foot [81.59](#)
 hand [81.97](#)
 hip [81.53](#)
 acetabular and femoral components (total)
[00.70](#)
 acetabular component only [00.71](#)
 acetabular liner and/or femoral head only
[00.73](#)
 femoral component only [00.72](#)
 femoral head only and/or acetabular liner
[00.73](#)
 partial
 acetabular component only [00.71](#)
 acetabular liner and/or femoral head only
[00.73](#)
 femoral component only [00.72](#)
 femoral head only and/or acetabular liner
[00.73](#)
 total (acetabular and femoral components)
[00.70](#)
 knee replacement NOS [81.55](#)
 femoral component [00.82](#)
 partial
 femoral component [00.82](#)
 patellar component [00.83](#)
 tibial component [00.81](#)
 tibial insert [00.84](#)
 patellar component [00.83](#)
 tibial component [00.81](#)
 tibial insert [00.84](#)
 total (all components) [00.80](#)

Revision -joint replacement---Cont.

lower extremity NEC [81.59](#)
 toe [81.59](#)
 upper extremity [81.97](#)
 wrist [81.97](#)
 knee replacement (prosthesis) NOS [81.55](#)
 femoral component [00.82](#)
 partial
 femoral component [00.82](#)
 patellar component [00.83](#)
 tibial component [00.81](#)
 tibial insert [00.84](#)
 patellar component [00.83](#)
 tibial component [00.81](#)
 tibial insert [00.84](#)
 total (all components) [00.80](#)
 laryngostomy [31.63](#)
 lateral canthus [08.59](#)
 mallet finger [82.84](#)
 mastoid antrum [19.9](#)
 mastoidectomy [20.92](#)
 nephrostomy [55.89](#)
 neuroplasty [04.75](#)
 ocular implant [16.62](#)
 orbital implant [16.62](#)
 pocket
 cardiac device (defibrillator) (pacemaker)
 with initial insertion of cardiac device
 --omit code
 new site (cardiac device pocket) (skin)
 (subcutaneous) [37.79](#)
carotid sinus stimulation pulse
generator [39.85](#)
with initial insertion of pulse
generator - omit code
 intracardiac hemodynamic monitoring
[37.79](#)
 subcutaneous device pocket NEC
 with initial insertion of generator or
 device --omit code
 new site [86.09](#)
 thalamic stimulator pulse generator
 with initial insertion of battery
 package --omit code
 new site (skin)(subcutaneous) [86.09](#)
 previous mastectomy site --see categories
[85.0-85.99](#)
 proctostomy [48.79](#)
 prosthesis
 acetabular and femoral components
 (total) [00.70](#)
 acetabular component only [00.71](#)
 acetabular liner and/or femoral head
 only [00.73](#)
 ankle [81.59](#)
 breast [85.93](#)
 elbow [81.97](#)
epiretinal visual [14.83](#)
 femoral component only [00.72](#)

Revision –prosthesis ---Cont.

femoral head only and/or acetabular liner
[00.73](#)

foot [81.59](#)

hand [81.97](#)

heart valve (poppet) [35.95](#)

hip [81.53](#)

acetabular component only [00.71](#)

acetabular liner and/or femoral head only
[00.73](#)

femoral component only [00.72](#)

femoral head only and/or acetabular liner
[00.73](#)

partial

acetabular component only [00.71](#)

acetabular liner and/or femoral head
only [00.73](#)

femoral component only [00.72](#)

femoral head only and/or acetabular
liner [00.73](#)

acetabular and femoral components
(total) [00.70](#)

total (acetabular and femoral components)
[00.70](#)

knee NOS [81.55](#)

femoral component [00.82](#)

partial

femoral component [00.82](#)

patellar component [00.83](#)

tibial component [00.81](#)

tibial insert [00.84](#)

patellar component [00.83](#)

tibial component [00.81](#)

tibial insert [00.84](#)

total (all components) [00.80](#)

lower extremity NEC [81.59](#)

spine

facet replacement device(s) [84.85](#)

interspinous process device(s) [84.81](#)

pedicle-based dynamic stabilization
device(s) [84.83](#)

shoulder [81.97](#)

toe [81.59](#)

upper extremity [81.97](#)

wrist [81.97](#)

ptosis overcorrection [08.37](#)

pyelostomy [55.12](#)

pyloroplasty [44.29](#)

rhinoplasty [21.84](#)

scar

skin [86.84](#)

with excision [86.3](#)

scleral fistulization [12.66](#)

shoulder replacement (prosthesis) [81.97](#)

shunt

arteriovenous (cannula) (for dialysis) [39.42](#)

lumbar-subarachnoid NEC [03.97](#)

peritoneojugular [54.99](#)

peritoneovascular [54.99](#)

Revision -shunt---Cont.

pleurothecal [03.97](#)

salpingohectical [03.97](#)

spinal (thecal) NEC [03.97](#)

subarachnoid-peritoneal [03.97](#)

subarachnoid-ureteral [03.97](#)

ventricular (cerebral) [02.42](#)

ventriculoperitoneal

at peritoneal site [54.95](#)

at ventricular site [02.42](#)

stapedectomy NEC [19.29](#)

with incus replacement (homograft)
(prosthesis) [19.21](#)

stimulator

electrode(s)

carotid sinus [39.84](#)

pulse generator

carotid sinus [39.85](#)

stoma

bile duct [51.79](#)

bladder (vesicostomy) [57.22](#)

bronchus [33.42](#)

common duct [51.72](#)

esophagus [42.89](#)

gallbladder [51.99](#)

hepatic duct [51.79](#)

intestine [46.40](#)

large [46.43](#)

small [46.41](#)

kidney [55.89](#)

larynx [31.63](#)

rectum [48.79](#)

stomach [44.69](#)

laparoscopic [44.68](#)

thorax [34.79](#)

trachea [31.74](#)

ureter [56.62](#)

urethra [58.49](#)

tack operation [20.79](#)

toe replacement (prosthesis) [81.59](#)

tracheostomy [31.74](#)

tunnel

pulse generator lead wire [86.99](#)

with initial procedure --omit code

tympapanoplasty [19.6](#)

uretero-ileostomy, cutaneous [56.52](#)

ureterostomy (cutaneous) (stoma) NEC [56.62](#)

ileal [56.52](#)

urethroostomy [58.49](#)

urinary conduit [56.52](#)

vascular procedure (previous) NEC [39.49](#)

ventricular shunt (cerebral) [02.42](#)

vesicostomy stoma [57.22](#)

wrist replacement (prosthesis) [81.97](#)

Rhinectomy [21.4](#)

Rhinocheiloplasty [27.59](#)

cleft lip [27.54](#)

Rhinomanometry [89.12](#)

Rhinoplasty (external) (internal) NEC [21.87](#)
 augmentation (with graft) (with synthetic implant) [21.85](#)
 limited [21.86](#)
 revision [21.84](#)
 tip [21.86](#)
 twisted nose [21.84](#)
Rhinorrhaphy (external) (internal) [21.81](#)
 for epistaxis [21.09](#)
Rhinoscopy [21.21](#)
Rhinoseptoplasty [21.84](#)
Rhinotomy [21.1](#)
Rhizotomy (radiofrequency) (spinal) [03.1](#)
 acoustic [04.01](#)
 trigeminal [04.02](#)
Rhytidectomy (facial) [86.82](#)
 eyelid
 lower [08.86](#)
 upper [08.87](#)
Rhytidoplasty (facial) [86.82](#)
Ripstein operation (repair of prolapsed rectum) [48.75](#)
Robotic assisted surgery
 endoscopic [17.44](#)
 laparoscopic [17.42](#)
 open [17.41](#)
 other and unspecified [17.49](#)
 percutaneous [17.43](#)
 thoracoscopic [17.45](#)
Rodney Smith operation (radical subtotal pancreatectomy) [52.53](#)
Roentgenography --see *also* Radiography cardiac,
 negative contrast [88.58](#)
Rolling of conjunctiva [10.33](#)
Root
 canal (tooth) (therapy) [23.70](#)
 with
 apicoectomy [23.72](#)
 irrigation [23.71](#)
 resection (tooth) (apex) [23.73](#)
 with root canal therapy [23.72](#)
 residual or retained [23.11](#)
Rotation of fetal head
 forceps (instrumental) (Kielland) (Scanzoni) (key-in-lock) [72.4](#)
 manual [73.51](#)
Routine
 chest x-ray [87.44](#)
 psychiatric visit [94.12](#)
Roux-en-Y operation
 bile duct [51.36](#)
 cholecystojejunostomy [51.32](#)
 esophagus (intrathoracic) [42.54](#)
 gastroenterostomy [44.39](#)
 laparoscopic [44.38](#)
 gastrojejunostomy [44.39](#)
 laparoscopic [44.38](#)
 pancreaticojejunostomy [52.96](#)

Roux-Goldthwait operation (repair of recurrent patellar dislocation) [81.44](#)
Roux-Herzen-Judine operation (jejunal loop interposition) [42.63](#)
Rubin test (insufflation of fallopian tube) [66.8](#)
Ruiz-Mora operation (proximal phalangectomy for hammer toe) [77.99](#)
Rupture
 esophageal web [42.01](#)
 joint adhesions, manual [93.26](#)
 membranes, artificial [73.09](#)
 for surgical induction of labor [73.01](#)
 ovarian cyst, manual [65.93](#)
Russe operation (bone graft of scaphoid) [78.04](#)

S

- Sacculotomy** (tack) [20.79](#)
- Sacrectomy** (partial) [77.89](#)
total [77.99](#)
- Saemisch operation** (corneal section) [11.1](#)
- Salpingectomy** (bilateral) (total)
(transvaginal) [66.51](#)
with oophorectomy [65.61](#)
laparoscopic [65.63](#)
partial (unilateral) [66.69](#)
with removal of tubal pregnancy [66.62](#)
bilateral [66.63](#)
for sterilization [66.39](#)
by endoscopy [66.29](#)
remaining or solitary tube [66.52](#)
with ovary [65.62](#)
laparoscopic [65.64](#)
unilateral (total) [66.4](#)
with
oophorectomy [65.49](#)
laparoscopic [65.41](#)
removal of tubal pregnancy [66.62](#)
partial [66.69](#)
- Salpingography** [87.85](#)
- Salpingohysterostomy** [66.74](#)
- Salpingo-oophorectomy** (unilateral) [65.49](#)
that by laparoscope [65.41](#)
bilateral (same operative episode) [65.61](#)
laparoscopic [65.63](#)
remaining or solitary tube and ovary [65.62](#)
laparoscopic [65.64](#)
- Salpingo-oophoroplasty** [65.73](#)
laparoscopic [65.76](#)
- Salpingo-oophororrhaphy** [65.79](#)
- Salpingo-oophorostomy** [66.72](#)
- Salpingo-oophorotomy** [65.09](#)
laparoscopic [65.01](#)
- Salpingoplasty** [66.79](#)
- Salpingorrhaphy** [66.71](#)
- Salpingosalpingostomy** [66.73](#)
- Salpingostomy** (for removal of non-ruptured ectopic pregnancy) [66.02](#)
- Salpingotomy** [66.01](#)
- Salpingo-uterostomy** [66.74](#)
- Salter operation** (innominate osteotomy) [77.39](#)
- Salvage** (autologous blood) (intraoperative) (perioperative) (postoperative) [99.00](#)
- Sampling, blood for genetic determination of fetus** [75.33](#)
- Sandpapering** (skin) [86.25](#)
- Sauerization**
bone--see also Excision, lesion, bone [77.60](#)
rectum [48.99](#)
- Sauer-Bacon operation** (abdominoperineal resection) [48.50](#)
laparoscopic [48.51](#)
open [48.52](#)
other [48.59](#)
- Scalenectomy** [83.45](#)
- Scalenotomy** [83.19](#)
- Scaling and polishing, dental** [96.54](#)
- Scan, scanning**
C.A.T.(computerized axial tomography)[88.38](#)
with computer assisted surgery(CAS) [00.31](#)
abdomen [88.01](#)
bone [88.38](#)
mineral density [88.98](#)
brain [87.03](#)
cardiac 87.41
coronary 87.41
head [87.03](#)
kidney [87.71](#)
skeletal [88.38](#)
mineral density [88.98](#)
thorax [87.41](#)
computerized axial tomography (C.A.T.)
--see also Scan, C.A.T. [88.38](#)
C.T. --see Scan, C.A.T.
gallium --see Scan, radioisotope
liver [92.02](#)
MUGA (multiple gated acquisition)
--see Scan, radioisotope
positron emission tomography (PET)
--see Scan, radioisotope
radioisotope
adrenal [92.09](#)
bone [92.14](#)
marrow [92.05](#)
bowel [92.04](#)
cardiac output [92.05](#)
cardiovascular [92.05](#)
cerebral [92.11](#)
circulation time [92.05](#)
eye [95.16](#)
gastrointestinal [92.04](#)
head NEC [92.12](#)
hematopoietic [92.05](#)
intestine [92.04](#)
iodine-131 [92.01](#)
kidney [92.03](#)
liver [92.02](#)
lung [92.15](#)
lymphatic system [92.16](#)
myocardial infarction [92.05](#)
pancreatic [92.04](#)
parathyroid [92.13](#)
pituitary [92.11](#)

Scan, scanning ---Cont.

- placenta [92.17](#)
- protein-bound iodine [92.01](#)
- pulmonary [92.15](#)
- radio-iodine uptake [92.01](#)
- renal [92.03](#)
- specified site NEC [92.19](#)
- spleen [92.05](#)
- thyroid [92.01](#)
- total body [92.18](#)
- uterus [92.19](#)
- renal [92.03](#)
- thermal --see Thermography
- Scapulectomy** (partial) [77.81](#)
- total [77.91](#)
- Scapulopexy** [78.41](#)
- Scarification**
 - conjunctiva [10.33](#)
 - nasal veins (with packing) [21.03](#)
 - pericardium [36.39](#)
 - pleura [34.6](#)
 - chemical [34.92](#)
 - with cancer chemotherapy substance [34.92 \[99.25\]](#)
 - tetracycline [34.92 \[99.21\]](#)
- Schanz operation** (femoral osteotomy) [77.35](#)
- Schauta (-Amreich) operation** (radical vaginal hysterectomy) [68.79](#)
- laparoscopic 68.71
- Schede operation** (thoracoplasty) [33.34](#)
- Scheie operation**
 - cautery of sclera [12.62](#)
 - sclerostomy [12.62](#)
- Schlatter operation**(total gastrectomy) [43.99](#)
- Schroeder operation** (endocervical excision) [67.39](#)
- Schuchardt operation** (nonobstetrical episiotomy) [71.09](#)
- Schwartz operation** (simple mastoidectomy) [20.41](#)
- Scintiphotography** --see Scan, radioisotope
- Scintiscan** --see Scan, radioisotope
- Sclerectomy** (punch) (scissors) [12.65](#)
 - for retinal reattachment [14.49](#)
 - Holth's [12.65](#)
 - trephine [12.61](#)
 - with implant [14.41](#)
- Scleroplasty** [12.89](#)
- Sclerosis** --see Sclerotherapy
- Sclerostomy** (Scheie's) [12.62](#)
- Sclerotherapy**
 - esophageal varices (endoscopic) [42.33](#)
 - hemorrhoids [49.42](#)
 - pleura [34.92](#)
 - treatment of malignancy (cytotoxic agent) [34.92 \[99.25\]](#)
 - with tetracycline [34.92 \[99.21\]](#)
 - varicose vein [39.92](#)
 - vein NEC [39.92](#)

- Sclerotomy** (exploratory) [12.89](#)
 - anterior [12.89](#)
 - with
 - iridectomy [12.65](#)
 - removal of vitreous [14.71](#)
 - posterior [12.89](#)
 - with
 - iridectomy [12.65](#)
 - removal of vitreous [14.72](#)
- Scott operation**
 - intestinal bypass for obesity [45.93](#)
 - jejunocolostomy (bypass) [45.93](#)
- Scraping**
 - corneal epithelium [11.41](#)
 - for smear or culture [11.21](#)
 - trachoma follicles [10.33](#)
- Scrotectomy** (partial) [61.3](#)
- Scrotoplasty** [61.49](#)
- Scrotorrhaphy** [61.41](#)
- Scrototomy** [61.0](#)
- Scrub, posterior nasal** (adhesions) [21.91](#)
- Sculpturing, heart valve**
 - see Valvuloplasty, heart
- Section** --see also Division and Incision
 - cesarean --see Cesarean section
 - ganglion, sympathetic [05.0](#)
 - hypophyseal stalk --see also
 - Hypophysectomy, partial [07.63](#)
 - ligamentum flavum (spine) --omit code
 - nerve (cranial) (peripheral) NEC [04.03](#)
 - acoustic [04.01](#)
 - spinal root (posterior) [03.1](#)
 - sympathetic [05.0](#)
 - trigeminal tract [04.02](#)
 - Saemisch (corneal) [11.1](#)
 - spinal ligament [80.49](#)
 - arcuate --omit code
 - flavum --omit code
 - tooth (impacted) [23.19](#)
- Seddon-Brooks operation** (transfer of pectoralis major tendon) [83.75](#)
- Semb operation** (apicolysis of lung) [33.39](#)
- Senning operation** (correction of transposition of great vessels) [35.91](#)
- Separation**
 - twins (attached) (conjoined) (Siamese) [84.93](#)
 - asymmetrical (unequal) [84.93](#)
 - symmetrical (equal) [84.92](#)
- Septectomy**
 - atrial (closed) [35.41](#)
 - open [35.42](#)
 - transvenous method (balloon) [35.41](#)
 - submucous (nasal) [21.5](#)
- Septoplasty** NEC [21.88](#)
 - with submucous resection of septum [21.5](#)
- Septorhinoplasty** [21.84](#)
- Septostomy** (atrial) (balloon) [35.41](#)
- Septotomy, nasal** [21.1](#)

Sequestrectomy

- bone [77.00](#)
 - carpals, metacarpals [77.04](#)
 - clavicle [77.01](#)
 - facial [76.01](#)
 - femur [77.05](#)
 - fibula [77.07](#)
 - humerus [77.02](#)
 - nose [21.32](#)
 - patella [77.06](#)
 - pelvic [77.09](#)
 - phalanges (foot) (hand) [77.09](#)
 - radius [77.03](#)
 - scapula [77.01](#)
 - skull [01.25](#)
 - specified site NEC [77.09](#)
 - tarsals, metatarsals [77.08](#)
 - thorax (ribs) (sternum) [77.01](#)
 - tibia [77.07](#)
 - ulna [77.03](#)
 - vertebrae [77.09](#)
- nose [21.32](#)
- skull [01.25](#)

Sesamoidectomy [77.98](#)**Setback, ear** [18.5](#)**Sever operation** (division of soft tissue of arm) [83.19](#)**Severing of blepharorrhaphy** [08.02](#)**Sewell operation** (heart) [36.2](#)**Sharrard operation** (iliopsoas muscle transfer) [83.77](#)**Shaving**

- bone --see also Excision, lesion, bone [77.60](#)
- cornea (epithelium) [11.41](#)
- for smear or culture [11.21](#)
- patella [77.66](#)

Shelf operation (hip arthroplasty) [81.40](#)**Shirodkar operation** (encirclement suture, cervix) [67.59](#)**Shock therapy**

- chemical [94.24](#)
- electroconvulsive [94.27](#)
- electrotonic [94.27](#)
- insulin [94.24](#)
- subconvulsive [94.26](#)

Shortening

- bone (fusion) [78.20](#)
 - femur [78.25](#)
 - specified site NEC --see category [78.2](#)
 - tibia [78.27](#)
 - ulna [78.23](#)
- endopelvic fascia [69.22](#)
- extraocular muscle NEC [15.22](#)
 - multiple (two or more muscles) [15.4](#)
- eyelid margin [08.71](#)
- eye muscle NEC [15.22](#)
 - multiple (two or more muscles) (with lengthening) [15.4](#)

Shortening ---Cont.

- finger (macroductyly repair) [82.83](#)
 - heel cord [83.85](#)
 - levator palpebrae muscle [08.33](#)
 - ligament --see also Arthroplasty
 - round [69.22](#)
 - uterosacral [69.22](#)
 - muscle [83.85](#)
 - extraocular [15.22](#)
 - multiple (two or more muscles) [15.4](#)
 - hand [82.55](#)
 - sclera (for repair of retinal detachment) [14.59](#)
 - by scleral buckling --see also Buckling, scleral [14.49](#)
 - tendon [83.85](#)
 - hand [82.55](#)
 - ureter (with reimplantation) [56.41](#)
- Shunt** --see also Anastomosis and Bypass, vascular
- abdominovenous [54.94](#)
 - aorta-coronary sinus [36.39](#)
 - aorta (descending)-pulmonary (artery) [39.0](#)
 - aortocarotid [39.22](#)
 - aortoceliac [39.26](#)
 - aortofemoral [39.25](#)
 - aortiliac [39.25](#)
 - aortiliofemoral [39.25](#)
 - aortomesenteric [39.26](#)
 - aorto-myocardial (graft) [36.2](#)
 - aortorenal [39.24](#)
 - aortosubclavian [39.22](#)
 - apicoaortic [35.93](#)
 - aqueous drainage [12.67](#)
 - arteriovenous NEC [39.29](#)
 - for renal dialysis (by)
 - anastomosis [39.27](#)
 - external cannula [39.93](#)
 - ascending aorta to pulmonary artery (Waterston) [39.0](#)
 - axillary-femoral [39.29](#)
 - carotid-carotid [39.22](#)
 - carotid-subclavian [39.22](#)
 - caval-mesenteric [39.1](#)
 - corpora cavernosa-corpora spongiosum [64.98](#)
 - corpora-saphenous [64.98](#)
 - descending aorta to pulmonary artery (Potts-Smith) [39.0](#)
 - endolymphatic (-subarachnoid) [20.71](#)
 - endolymph-perilymph [20.71](#)
 - extracranial-intracranial (EC-IC) [39.28](#)
 - femoroperoneal [39.29](#)
 - femoropopliteal [39.29](#)
 - iliofemoral [39.25](#)
 - ilioiliac [39.25](#)

Shunt ---Cont.

- intestinal
 - large-to-large [45.94](#)
 - small-to-large [45.93](#)
 - small-to-small [45.91](#)
- left subclavian to descending aorta (Blalock-Park) [39.0](#)
- left-to-right (systemic-pulmonary artery) [39.0](#)
- left ventricle (heart) (apex) and aorta [35.93](#)
- lienorenal [39.1](#)
- lumbar-subarachnoid (with valve) NEC [03.79](#)
- mesocaval [39.1](#)
- peritoneal-jugular [54.94](#)
- peritoneo-vascular [54.94](#)
- peritoneovenous [54.94](#)
- pleuroperitoneal [34.05](#)
- pleurothecal (with valve) [03.79](#)
- portacaval (double) [39.1](#)
- portal-systemic [39.1](#)
- portal vein to vena cava [39.1](#)
- pulmonary-innominate [39.0](#)
- pulmonary vein to atrium [35.82](#)
- renoportal [39.1](#)
- right atrium and pulmonary artery [35.94](#)
- right ventricle and pulmonary artery (distal) [35.92](#)
 - in repair of
 - pulmonary artery atresia [35.92](#)
 - transposition of great vessels [35.92](#)
 - truncus arteriosus [35.83](#)
- salpingothecal (with valve) [03.79](#)
- semicircular subarachnoid [20.71](#)
- spinal (thecal) (with valve) NEC [03.79](#)
 - subarachnoid-peritoneal [03.71](#)
 - subarachnoid-ureteral [03.72](#)
- splenorenal (venous) [39.1](#)
 - arterial [39.26](#)
- subarachnoid-peritoneal (with valve) [03.71](#)
- subarachnoid-ureteral (with valve) [03.72](#)
- subclavian-pulmonary [39.0](#)
- subdural-peritoneal (with valve) [02.34](#)
- superior mesenteric-caval [39.1](#)
- systemic-pulmonary artery [39.0](#)
- transjugular intrahepatic portosystemic [TIPS] [39.1](#)
- vena cava to pulmonary artery (Green) [39.21](#)
- ventricular (cerebral) (with valve) [02.22](#)
 - to
 - abdominal cavity or organ [02.34](#)
 - bone marrow [02.39](#)
 - cervical subarachnoid space [02.22](#)
 - circulatory system [02.32](#)
 - cisterna magna [02.22](#)
 - extracranial site NEC [02.39](#)
 - gallbladder [02.34](#)
 - head or neck structure [02.31](#)
 - intracerebral site NEC [02.22](#)

Shunt --ventricular to ---Cont.

- lumbar site [02.39](#)
- mastoid [02.31](#)
- nasopharynx [02.31](#)
- peritoneal [02.34](#)
- thoracic cavity [02.33](#)
- ureter [02.35](#)
- urinary system [02.35](#)
- venous system [02.32](#)
- ventriculoatrial (with valve) [02.32](#)
- ventriculocaval (with valve) [02.32](#)
- ventriculocisternal (with valve) [02.22](#)
- ventriculolumbar (with valve) [02.39](#)
- ventriculomastoid (with valve) [02.31](#)
- ventriculonosopharyngeal [02.31](#)
- ventriculopleural (with valve) [02.33](#)
- Sialoadenectomy** (parotid) (sublingual)
 - (submaxillary) [26.30](#)
 - complete [26.32](#)
 - partial [26.31](#)
 - radical [26.32](#)
- Sialoadenolithotomy** [26.0](#)
- Sialoadenotomy** [26.0](#)
- Sialodochoplasty** NEC [26.49](#)
- Sialogram** [87.09](#)
- Sialolithotomy** [26.0](#)
- Sieve, vena cava** [38.7](#)
- Sigmoid bladder** [57.87](#) [[45.52](#)]
- Sigmoidectomy**
 - laparoscopic [17.36](#)
 - open and other [45.76](#)
- Sigmoidomyotomy** [46.91](#)
- Sigmoidopexy** (Moschowitz) [46.63](#)
- Sigmoidoproctectomy** --see also Resection, rectum [48.69](#)
- Sigmoidoproctostomy** [45.94](#)
- Sigmoidorectostomy** [45.94](#)
- Sigmoidorrhaphy** [46.75](#)
- Sigmoidoscopy** (rigid) [48.23](#)
 - with biopsy [45.25](#)
 - flexible [45.24](#)
 - through stoma (artificial) [45.22](#)
 - transabdominal [45.21](#)
- Sigmoidosigmoidostomy** [45.94](#)
 - proximal to distal segment
 - laparoscopic [17.36](#)
 - open and other [45.76](#)
- Sigmoidostomy** --see also Colostomy [46.10](#)
- Sigmoidotomy** [45.03](#)
- Sign language** [93.75](#)
- Silver operation** (bunionectomy) [77.59](#)
- Sinogram**
 - abdominal wall [88.03](#)
 - chest wall [87.38](#)
 - retroperitoneum [88.14](#)
- Sinusectomy** (nasal) (complete) (partial)
 - (with turbinectomy) [22.60](#)
 - antrum [22.62](#)
 - with Caldwell-Luc approach [22.61](#)

- Sinusectomy** ---*Cont.*
 ethmoid [22.63](#)
 frontal [22.42](#)
 maxillary [22.62](#)
 with Caldwell-Luc approach [22.61](#)
 sphenoid [22.64](#)
- Sinusotomy** (nasal) [22.50](#)
 antrum (intranasal) [22.2](#)
 with external approach (Caldwell-Luc) [22.39](#)
 radical (with removal of membrane lining) [22.31](#)
 ethmoid [22.51](#)
 frontal [22.41](#)
 maxillary (intranasal) [22.2](#)
 external approach (Caldwell-Luc) [22.39](#)
 radical (with removal of membrane lining) [22.31](#)
 multiple [22.53](#)
 perinasal [22.50](#)
 sphenoid [22.52](#)
- Sistrunk operation** (excision of thyro-glossal cyst) [06.7](#)
- Size reduction**
 abdominal wall (adipose) (pendulous) [86.83](#)
 arms (adipose) (batwing) [86.83](#)
 breast (bilateral) [85.32](#)
 unilateral [85.31](#)
 buttocks (adipose) [86.83](#)
 skin [86.83](#)
 subcutaneous tissue [86.83](#)
 thighs (adipose) [86.83](#)
- Skeletal series** (x-ray) [88.31](#)
- Skyphoplasty** [81.66](#)
- Sling** --*see also* Operation, sling
 fascial (fascia lata)
 for facial weakness (trigeminal nerve paralysis) [86.81](#)
 mouth [86.81](#)
 orbicularis (mouth) [86.81](#)
 tongue [25.59](#)
 levator muscle (urethrocystopexy) [59.71](#)
 pubococcygeal [59.71](#)
 rectum (puborectalis) [48.76](#)
 tongue (fascial) [25.59](#)
- Slitting**
 canaliculus for
 passage of tube [09.42](#)
 removal of streptothrix [09.42](#)
 lens [13.2](#)
 prepuce (dorsal) (lateral) [64.91](#)
- Slocum operation**(pes anserinus transfer) [81.47](#)
- Sluder operation** (tonsillectomy) [28.2](#)
- Small bowel series** (x-ray) [87.63](#)
- Smith operation** (open osteotomy of mandible) [76.62](#)
- Smith-Peterson operation** (radiocarpal arthrodesis) [81.25](#)
- Smithwick operation** (sympathectomy) [05.29](#)
- Snaring, polyp, colon** (endoscopic) [45.42](#)
- Snip, punctum** (with dilation) [09.51](#)
- Soave operation** (endorectal pull-through) [48.41](#)
- Somatotherapy, psychiatric NEC** [94.29](#)
- Sonneberg operation** (inferior maxillary neurectomy) [04.07](#)
- Sorondo-Ferré operation** (hindquarter amputation) [84.19](#)
- Soutter operation** (iliac crest fasciotomy) [83.14](#)
- Spaulding-Richardson operation** (uterine suspension) [69.22](#)
- Spectrophotometry NEC** [89.39](#)
 blood [89.39](#)
 placenta [89.29](#)
 urine [89.29](#)
- Spectroscopy**
 intravascular [38.23](#)
 near infrared (NIR) [38.23](#)
- Speech therapy NEC** [93.75](#)
- Spermatocectomy** [63.2](#)
- Spermatocystectomy** [60.73](#)
- Spermatocystotomy** [60.72](#)
- Sphenoidectomy** [22.64](#)
- Sphenoidotomy** [22.52](#)
- Sphincterotomy, anal** [49.6](#)
- Sphincteroplasty**
 anal [49.79](#)
 obstetrical laceration (current) [75.62](#)
 old [49.79](#)
 bladder neck [57.85](#)
 pancreas [51.83](#)
 sphincter of Oddi [51.83](#)
- Sphincterorrhaphy, anal** [49.71](#)
 obstetrical laceration (current) [75.62](#)
 old [49.79](#)
- Sphincterotomy**
 anal (external) (internal) [49.59](#)
 left lateral [49.51](#)
 posterior [49.52](#)
 bladder (neck) (transurethral) [57.91](#)
 choledochal [51.82](#)
 endoscopic [51.85](#)
 iris [12.12](#)
 pancreatic [51.82](#)
 endoscopic [51.85](#)
 sphincter of Oddi [51.82](#)
 endoscopic [51.85](#)
 transduodenal ampullary [51.82](#)
 endoscopic [51.85](#)
- Spinal anesthesia** --*omit code*
- Spinelli operation** (correction of inverted uterus) [75.93](#)
- Spineoplasty** [81.66](#)
- Spirometry** (incentive) (respiratory) [89.37](#)
- Spivack operation** (permanent gastrostomy) [43.19](#)
- Splanchnicectomy** [05.29](#)

- Splanchnicotomy** [05.0](#)
- Splenectomy** (complete) (total) [41.5](#)
 partial [41.43](#)
- Splenogram** [88.64](#)
 radioisotope [92.05](#)
- Splenolysis** [54.59](#)
 laparoscopic [54.51](#)
- Splenopexy** [41.95](#)
- Splenoplasty** [41.95](#)
- Splenoportogram** (by splenic arteriography) [88.64](#)
- Splenorrhaphy** [41.95](#)
- Splenotomy** [41.2](#)
- Splinting**
 dental (for immobilization) [93.55](#)
 orthodontic [24.7](#)
 musculoskeletal [93.54](#)
 ureteral [56.2](#)
- Splitting** --see also Division
 canaliculus [09.52](#)
 lacrimal papilla [09.51](#)
 spinal cord tracts [03.29](#)
 percutaneous [03.21](#)
 tendon sheath [83.01](#)
 hand [82.01](#)
- Spondylosyndesis** --see also Fusion, spinal [81.00](#)
- S.P. Rogers operation** (knee disarticulation) [84.16](#)
- Ssabanejew-Frank operation** (permanent gastrostomy) [43.19](#)
- Stab, intercostal** [34.09](#)
- Stabilization, joint** --see also Arthrodesis
 patella (for recurrent dislocation) [81.44](#)
- Stacke operation** (simple mastoidectomy) [20.41](#)
- Stallard operation**
 (conjunctivocysto-rhinostomy) [09.82](#)
 with insertion of tube or stent [09.83](#)
- Stamm (-Kader) operation** (temporary gastrostomy) [43.19](#)
- Stapedectomy** [19.19](#)
 with incus replacement (homograft) (prosthesis) [19.11](#)
 revision [19.29](#)
 with incus replacement [19.21](#)
- Stapediolysis** [19.0](#)
- Stapling**
 artery [39.31](#)
 blebs, lung (emphysematous) [32.21](#)
 diaphysis --see also Stapling, epiphyseal plate [78.20](#)
 epiphyseal plate [78.20](#)
 femur [78.25](#)
 fibula [78.27](#)
 humerus [78.22](#)
 radius [78.23](#)
 specified site NEC [78.29](#)
 tibia [78.27](#)
- Stapling** - epiphyseal plate ---Cont
 ulna [78.23](#)
 gastric varices [44.91](#)
 graft --see Graft
 left atrial appendage [37.36](#)
 vein [39.32](#)
- STARR** (stapled transanal rectal resection) [48.74](#)
- StaXx® FX Structural Kyphoplasty System** [81.66](#)
- Steinberg operation** [44.5](#)
- Steindler operation**
 fascia stripping (for cavus deformity) [83.14](#)
 flexorplasty (elbow) [83.77](#)
 muscle transfer [83.77](#)
- Stereotactic radiosurgery** [92.30](#)
 cobalt 60 [92.32](#)
 linear accelerator (LINAC) [92.31](#)
 multi-source [92.32](#)
 particle beam [92.33](#)
 particulate [92.33](#)
 radiosurgery NEC [92.39](#)
 single source photon [92.31](#)
- Stereotactic head frame application** [93.59](#)
- Sterilization**
 female --see also specific operation [66.39](#)
 male NEC --see also Ligation, vas deferens [63.70](#)
- Sternotomy** [77.31](#)
 as operative approach --omit code
 for bone marrow biopsy [41.31](#)
- Stewart operation** (renal plication with pyeloplasty) [55.87](#)
- Stimulation** (electronic) --see also Implant, electronic stimulator
 bone growth (percutaneous) --see category [78.9](#)
 transcutaneous (surface) [99.86](#)
 cardiac (external) [99.62](#)
 internal [37.91](#)
 carotid sinus [99.64](#)
 CaverMap™ [89.58](#)
 defibrillator
 as part of intraoperative testing --omit code
 catheter based invasive
 electro-physiologic testing [37.26](#)
 device interrogation only without arrhythmia induction (bedside check) [89.45 - 89.49](#)
 non-invasive programmed electrical stimulation (NIPS) [37.20](#)
 electrophysiologic, cardiac
 as part of intraoperative testing --omit code
 catheter based invasive
 electrophysiologic testing [37.26](#)
 device interrogation only without arrhythmia induction (bedside check) [89.45 - 89.49](#)

Stimulation electrophysiologic, cardiac

---Cont.

noninvasive programmed electrical stimulation (NIPS) [37.20](#)

nerve

CaverMap™ [89.58](#)penile [89.58](#)peripheral or spinal cord, transcutaneous [93.39](#)**Stitch, Kelly-Stoeckel** (urethra) [59.3](#)**Stomatoplasty** [27.59](#)**Stomatorrhaphy** [27.52](#)**Stone operation** (anoplasty) [49.79](#)**Strapping** (non-traction) 93.59**Strassman operation** (metroplasty) [69.49](#)**Strayer operation** (gastrocnemius recession) [83.72](#)**Stretching**eyelid (with elongation) [08.71](#)fascia [93.28](#)foreskin [99.95](#)iris [12.63](#)muscle [93.27](#)nerve (cranial) (peripheral) [04.91](#)tendon [93.27](#)**Stripping**bone --see also Incision, bone [77.10](#)carotid sinus [39.89](#)cranial suture [02.01](#)fascia [83.14](#)hand [82.12](#)membranes for surgical induction of labor [73.1](#)meninges (cerebral) [01.51](#)spinal [03.4](#)saphenous vein, varicose [38.59](#)subdural membrane (cerebral) [01.51](#)spinal [03.4](#)varicose veins (lower limb) [38.59](#)upper limb [38.53](#)vocal cords [30.09](#)**Stromeyer-Little operation** (hepatotomy) [50.0](#)**Strong operation** (unbridling of celiacartery axis) [39.91](#)**Stryker frame** [93.59](#)**Study**bone mineral density [88.98](#)bundle of His [37.29](#)color vision [95.06](#)conduction, nerve (median) [89.15](#)dark adaptation, eye [95.07](#)

electrophysiologic stimulation and recording, cardiac

as part of intraoperative testing
--omit code

catheter based invasive

electrophysiologic testing [37.26](#)**Study** - electrophysiologic stimulation and recording, cardiac ---Cont.device interrogation only without arrhythmia induction (bedside check) [89.45](#) - [89.49](#)noninvasive programmed electrical stimulation (NIPS) [37.20](#)

function --see also Function, study

radioisotope --see Scan, radioisotope

lacrimal flow (radiographic) [87.05](#)ocular motility [95.15](#)

pulmonary

airway flow measurement, endoscopic [33.72](#)function --see categories [89.37](#)-[89.38](#)

radiographic --see Radiography

radio-iodinated triolein [92.04](#)renal clearance [92.03](#)spirometer [89.37](#)tracer --see also Scan, radioisotope eye (P32) [95.16](#)

ultrasonic --see Ultrasonography

visual field [95.05](#)xenon flow NEC [92.19](#)cardiovascular [92.05](#)pulmonary [92.15](#)**Sturmdorf operation** (conization of cervix) [67.2](#)**Submucous resection**larynx [30.29](#)nasal septum [21.5](#)**Summerskill operation** dacryocystorhinostomy by intubation) [09.81](#)**Surgery**computer assisted (CAS) [00.39](#)with robotics --see category [17.4](#)CAS with CT/CTA [00.31](#)CAS with fluoroscopy [00.33](#)CAS with MR/MRA [00.32](#)CAS with multiple datasets [00.35](#)imageless [00.34](#)other CAS [00.39](#)robotic assisted --see category [17.4](#)

IGS --see Surgery, computer assisted

image guided --see Surgery, computer assisted

navigation (CT-free, IGN image guided,

imageless)--see Surgery, computer assisted

Surmay operation (jejunostomy) [46.39](#)**Suspension**balanced, for traction [93.45](#)bladder NEC [57.89](#)diverticulum, pharynx [29.59](#)kidney [55.7](#)Olshausen (uterus) [69.22](#)ovary [65.79](#)paraurethral (Pereyra) [59.6](#)periurethral [59.6](#)urethra (retropubic) (sling) [59.5](#)

Suspension ---Cont

- urethrovaginal
 - Goebel-Frangenheim-Stoeckel [59.4](#)
 - gracilis muscle transplant [59.71](#)
 - levator muscle sling [59.71](#)
 - Marshall-Marchetti (-Krantz) [59.5](#)
 - Millin-Read [59.4](#)
 - suprapubic [59.4](#)
- uterus (abdominal or vaginal approach)
 - [69.22](#)
 - vagina [70.77](#)
 - with graft or prosthesis [70.78](#)

Suture (laceration)

- abdominal wall [54.63](#)
 - secondary [54.61](#)
- adenoid fossa [28.7](#)
- adrenal (gland) [07.44](#)
- aneurysm (cerebral) (peripheral) [39.52](#)
- anus [49.71](#)
 - obstetric laceration (current) [75.62](#)
 - old [49.79](#)
- aorta [39.31](#)
- aponeurosis --see also Suture, tendon [83.64](#)
- arteriovenous fistula [39.53](#)
- artery [39.31](#)
 - percutaneous puncture closure--omit code
- bile duct [51.79](#)
- bladder [57.81](#)
 - obstetric laceration (current) [75.61](#)
- blood vessel NEC [39.30](#)
 - artery [39.31](#)
 - percutaneous puncture closure --omit code
 - vein [39.32](#)
- breast (skin) [85.81](#)
- bronchus [33.41](#)
- bursa [83.99](#)
 - hand [82.99](#)
- canaliculus [09.73](#)
- cecum [46.75](#)
- cerebral meninges [02.11](#)
- cervix (traumatic laceration) [67.61](#)
 - internal os, encirclement [67.59](#)
 - obstetric laceration (current) [75.51](#)
 - old [67.69](#)
- chest wall [34.71](#)
- cleft palate [27.62](#)
- clitoris [71.4](#)
- colon [46.75](#)
- common duct [51.71](#)
- conjunctiva [10.6](#)
- cornea [11.51](#)
 - with conjunctival flap [11.53](#)
- corneoscleral [11.51](#)
 - with conjunctival flap [11.53](#)
- diaphragm [34.82](#)
- duodenum [46.71](#)
 - ulcer (bleeding) (perforated) [44.42](#)
 - endoscopic [44.43](#)

Suture ---Cont.

- dura mater (cerebral) [02.11](#)
 - spinal [03.59](#)
- ear, external [18.4](#)
- enterocele [70.92](#)
 - with graft or prosthesis [70.93](#)
- entropion [08.42](#)
- epididymis (and)
 - spermatic cord [63.51](#)
 - vas deferens [63.81](#)
- episiotomy --see Episiotomy
- esophagus [42.82](#)
- eyeball [16.89](#)
- eyebrow [08.81](#)
- eyelid [08.81](#)
 - with entropion or ectropion repair [08.42](#)
- fallopian tube [66.71](#)
- fascia [83.65](#)
 - hand [82.46](#)
 - to skeletal attachment [83.89](#)
 - hand [82.89](#)
- gallbladder [51.91](#)
- ganglion, sympathetic [05.81](#)
- gingiva [24.32](#)
- great vessel [39.30](#)
 - artery [39.31](#)
 - vein [39.32](#)
- gum [24.32](#)
- heart [37.49](#)
- hepatic duct [51.79](#)
- hymen [70.76](#)
- ileum [46.73](#)
- intestine [46.79](#)
 - large [46.75](#)
 - small [46.73](#)
- jejunum [46.73](#)
- joint capsule [81.96](#)
 - with arthroplasty --see Arthroplasty
 - ankle [81.94](#)
 - foot [81.94](#)
 - lower extremity NEC [81.95](#)
 - upper extremity [81.93](#)
- kidney [55.81](#)
- labia [71.71](#)
- laceration --see Suture, by site
- larynx [31.61](#)
- ligament [81.96](#)
 - with arthroplasty --see Arthroplasty
 - ankle [81.94](#)
 - broad [69.29](#)
 - Cooper's [54.64](#)
 - foot and toes [81.94](#)
 - gastrocolic [54.73](#)
 - knee [81.95](#)
 - lower extremity NEC [81.95](#)
 - sacrouterine [69.29](#)
 - upper extremity [81.93](#)
 - uterine [69.29](#)

Suture ---Cont.

ligation --see Ligation
 lip [27.51](#)
 liver [50.61](#)
 lung [33.43](#)
 meninges (cerebral) [02.11](#)
 spinal [03.59](#)
 mesentery [54.75](#)
 mouth [27.52](#)
 muscle [83.65](#)
 hand [82.46](#)
 ocular (oblique) (rectus) [15.7](#)
 nerve (cranial) (peripheral) [04.3](#)
 sympathetic [05.81](#)
 nose (external) (internal) [21.81](#)
 for epistaxis [21.09](#)
 obstetric laceration NEC [75.69](#)
 bladder [75.61](#)
 cervix [75.51](#)
 corpus uteri [75.52](#)
 pelvic floor [75.69](#)
 perineum [75.69](#)
 periurethral [75.69](#)
 rectum [75.62](#)
 sphincter ani [75.62](#)
 urethra [75.61](#)
 uterus [75.50](#)
 vagina [75.69](#)
 vulva [75.69](#)
 omentum [54.64](#)
 ovary [65.71](#)
 laparoscopic [65.74](#)
 palate [27.61](#)
 cleft [27.62](#)
 palpebral fissure [08.59](#)
 pancreas [52.95](#)
 pelvic floor [71.71](#)
 obstetric laceration (current) [75.69](#)
 penis [64.41](#)
 peptic ulcer (bleeding) (perforated) [44.40](#)
 pericardium [37.49](#)
 perineum (female) [71.71](#)
 after delivery [75.69](#)
 episiotomy repair --see Episiotomy
 male [86.59](#)
 periosteum [78.20](#)
 carpal, metacarpal [78.24](#)
 femur [78.25](#)
 fibula [78.27](#)
 humerus [78.22](#)
 pelvic [78.29](#)
 phalanges (foot) (hand) [78.29](#)
 radius [78.23](#)
 specified site NEC [78.29](#)
 tarsal, metatarsal [78.28](#)
 tibia [78.27](#)
 ulna [78.23](#)
 vertebrae [78.29](#)
 peritoneum [54.64](#)

Suture ---Cont.

periurethral tissue to symphysis pubis [59.5](#)
 pharynx [29.51](#)
 pleura [34.93](#)
 rectum [48.71](#)
 obstetric laceration (current) [75.62](#)
 retina (for reattachment) [14.59](#)
 sacrouterine ligament [69.29](#)
 salivary gland [26.41](#)
 scalp [86.59](#)
 replantation [86.51](#)
 sclera (with repair of conjunctiva) [12.81](#)
 scrotum (skin) [61.41](#)
 secondary
 abdominal wall [54.61](#)
 episiotomy [75.69](#)
 peritoneum [54.64](#)
 sigmoid [46.75](#)
 skin (mucous membrane) (without graft)
 [86.59](#)
 with graft --see Graft, skin
 breast [85.81](#)
 ear [18.4](#)
 eyebrow [08.81](#)
 eyelid [08.81](#)
 nose [21.81](#)
 penis [64.41](#)
 scalp [86.59](#)
 replantation [86.51](#)
 scrotum [61.41](#)
 vulva [71.71](#)
 specified site NEC --see Repair, by site
 spermatic cord [63.51](#)
 sphincter ani [49.71](#)
 obstetric laceration (current) [75.62](#)
 old [49.79](#)
 spinal meninges [03.59](#)
 spleen [41.95](#)
 stomach [44.61](#)
 ulcer (bleeding) (perforated) [44.41](#)
 endoscopic [44.43](#)
 subcutaneous tissue (without skin graft)
 [86.59](#)
 with graft --see Graft, skin
 tendon (direct) (immediate) (primary) [83.64](#)
 delayed (secondary) [83.62](#)
 hand NEC [82.43](#)
 flexors [82.42](#)
 hand NEC [82.45](#)
 delayed (secondary) [82.43](#)
 flexors [82.44](#)
 delayed (secondary) [82.42](#)
 ocular [15.7](#)
 rotator cuff [83.63](#)
 sheath [83.61](#)
 hand [82.41](#)
 supraspinatus (rotator cuff repair) [83.63](#)
 to skeletal attachment [83.88](#)
 hand [82.85](#)

- Suture ---*Cont* Tenon's capsule [15.7](#)
- testis [62.61](#)
- thymus [07.93](#)
- thyroid gland [06.93](#)
- tongue [25.51](#)
- tonsillar fossa [28.7](#)
- trachea [31.71](#)
- tunica vaginalis [61.41](#)
- ulcer (bleeding) (perforated) (peptic) [44.40](#)**
 - duodenum [44.42](#)
 - endoscopic [44.43](#)
 - gastric [44.41](#)
 - endoscopic [44.43](#)
 - intestine [46.79](#)
 - skin [86.59](#)
 - stomach [44.41](#)
 - endoscopic [44.43](#)
- ureter [56.82](#)
- urethra [58.41](#)
 - obstetric laceration (current) [75.61](#)
- uterosacral ligament [69.29](#)
- uterus [69.41](#)
 - obstetric laceration (current) [75.50](#)
 - old [69.49](#)
- uvula [27.73](#)
- vagina [70.71](#)
 - obstetric laceration (current) [75.69](#)
 - old [70.79](#)
- vas deferens [63.81](#)
- vein [39.32](#)
- vulva [71.71](#)
 - obstetric laceration (current) [75.69](#)
 - old [71.79](#)
- Suture-ligation** --*see also* Ligation
 - blood vessel --*see* Ligation, blood vessel
- Sweep, anterior iris** [12.97](#)
- Swenson operation**
 - bladder reconstruction [57.87](#)
 - proctectomy [48.49](#)
- Swinney operation** (urethral reconstruction) [58.46](#)
- Switch, switching**
 - coronary arteries [35.84](#)
 - great arteries, total [35.84](#)
- Syme operation**
 - ankle amputation through malleoli of tibia and fibula [84.14](#)
 - urethrotomy, external [58.0](#)
- Sympathectomy NEC** [05.29](#)
 - cervical [05.22](#)
 - cervicothoracic [05.22](#)
 - lumbar [05.23](#)
 - periaxillary [05.25](#)
 - presacral [05.24](#)
 - renal [05.29](#)
 - thoracolumbar [05.23](#)
 - tympanum [20.91](#)
- Sympatheticotripsy** [05.0](#)
- Symphysiotomy** [77.39](#)
 - assisting delivery (obstetrical) [73.94](#)
 - kidney (horseshoe) [55.85](#)
- Symphysis, pleural** [34.6](#)
- Synchondrotomy** --*see also* Division, cartilage [80.40](#)
- Syndactylization** [86.89](#)
- Syndesmotomy** --*see also* Division, ligament [80.40](#)
- Synechiotomy**
 - endometrium [68.21](#)
 - iris (posterior) [12.33](#)
 - anterior [12.32](#)
- Synovectomy** (joint) (complete) (partial) [80.70](#)
 - ankle [80.77](#)
 - elbow [80.72](#)
 - foot and toe [80.78](#)
 - hand and finger [80.74](#)
 - hip [80.75](#)
 - knee [80.76](#)
 - shoulder [80.71](#)
 - specified site NEC [80.79](#)
 - spine [80.79](#)
 - tendon sheath [83.42](#)
 - hand [82.33](#)
 - wrist [80.73](#)
- Syringing**
 - lacrimal duct or sac [09.43](#)
 - nasolacrimal duct [09.43](#)
 - with
 - dilation [09.43](#)
 - insertion of tube or stent [09.44](#)

T

- Taarnhoj operation** (trigeminal nerve root decompression) [04.41](#)
- Tack operation** (sacculotomy) [20.79](#)
- Tactile Guidance System™ [TGS]** --see category [17.4](#)
- Take-down**
- anastomosis
 - arterial [39.49](#)
 - blood vessel [39.49](#)
 - gastric, gastrointestinal [44.5](#)
 - intestine [46.93](#)
 - stomach [44.5](#)
 - vascular [39.49](#)
 - ventricular [02.43](#)
 - arterial bypass [39.49](#)
 - arteriovenous shunt [39.43](#)
 - with creation of new shunt [39.42](#)
 - cecostomy [46.52](#)
 - colostomy [46.52](#)
 - duodenostomy [46.51](#)
 - enterostomy [46.50](#)
 - esophagostomy [42.83](#)
 - gastroduodenostomy [44.5](#)
 - gastrojejunostomy [44.5](#)
 - ileostomy [46.51](#)
 - intestinal stoma [46.50](#)
 - large [46.52](#)
 - small [46.51](#)
 - jejunoileal bypass [46.93](#)
 - jejunostomy [46.51](#)
 - laryngostomy [31.62](#)
 - sigmoidostomy [46.52](#)
 - stoma
 - bile duct [51.79](#)
 - bladder [57.82](#)
 - bronchus [33.42](#)
 - common duct [51.72](#)
 - esophagus [42.83](#)
 - gall bladder [51.92](#)
 - hepatic duct [51.79](#)
 - intestine [46.50](#)
 - large [46.52](#)
 - small [46.51](#)
 - kidney [55.82](#)
 - larynx [31.62](#)
 - rectum [48.72](#)
 - stomach [44.62](#)
 - thorax [34.72](#)
 - trachea [31.72](#)
 - ureter [56.83](#)
 - urethra [58.42](#)
 - systemic-pulmonary artery anastomosis [39.49](#)
 - in total repair of tetralogy of Fallot [35.81](#)
 - tracheostomy [31.72](#)
- Take-down** ---Cont.
- vascular anastomosis or bypass [39.49](#)
 - ventricular shunt (cerebral) [02.43](#)
- Talectomy** [77.98](#)
- Talma-Morison operation** (omentopexy) [54.74](#)
- Tamponade**
- esophageal [96.06](#)
 - intrauterine (nonobstetric) [69.91](#)
 - after delivery or abortion [75.8](#)
 - anteartum [73.1](#)
 - vagina [96.14](#)
 - after delivery or abortion [75.8](#)
 - anteartum [73.1](#)
- Tanner operation** (devascularization of stomach) [44.99](#)
- Tap**
- abdomen [54.91](#)
 - chest [34.91](#)
 - cisternal [01.01](#)
 - cranial [01.09](#)
 - joint [81.91](#)
 - lumbar (diagnostic) (removal of dye) [03.31](#)
 - perilymphatic [20.79](#)
 - spinal (diagnostic) [03.31](#)
 - subdural (through fontanel) [01.09](#)
 - thorax [34.91](#)
- Tarsectomy** [08.20](#)
- de Grandmont [08.35](#)
- Tarsoplasty** --see also Reconstruction, eyelid [08.70](#)
- Tarsorrhaphy** (lateral) [08.52](#)
- division or severing [08.02](#)
- Tattooing**
- cornea [11.91](#)
 - skin [86.02](#)
- Tautening, eyelid for entropion** [08.42](#)
- TAVI** (transcatheter aortic valve implantation) [35.05](#)
- TAVR** (transcatheter aortic valve replacement) [35.05](#)
- Telemetry** (cardiac) [89.54](#)
- Teleradiotherapy**
- beta particles [92.25](#)
 - intra-operative [92.41](#)
 - Betatron [92.24](#)
 - cobalt-60 [92.23](#)
 - electrons [92.25](#)
 - intra-operative [92.41](#)
 - iodine-125 [92.23](#)
 - linear accelerator [92.24](#)
 - neutrons [92.26](#)
 - particulate radiation NEC [92.26](#)
 - photons [92.24](#)
 - protons [92.26](#)
 - radioactive cesium [92.23](#)

Teleradiotherapy ---Cont.
 radioisotopes NEC [92.23](#)
Temperament assessment [94.02](#)
Temperature gradient study --see also
 Thermography [88.89](#)
Tendinoplasty --see Repair, tendon
Tendinosuture (immediate) (primary)
 --see also Suture, tendon [83.64](#)
 hand --see also Suture, tendon, hand [82.45](#)
Tendolysis [83.91](#)
 hand [82.91](#)
Tendoplasty --see Repair, tendon
Tenectomy [83.39](#)
 eye [15.13](#)
 levator palpebrae [08.33](#)
 multiple (two or more tendons) [15.3](#)
 hand [82.29](#)
 levator palpebrae [08.33](#)
 tendon sheath [83.31](#)
 hand [82.21](#)
Tenodesis (tendon fixation to skeletal
 attachment) [83.88](#)
 Fowler [82.85](#)
 hand [82.85](#)
Tenolysis [83.91](#)
 hand [82.91](#)
Tenomyoplasty --see also Repair, tendon
[83.88](#)
 hand --see also Repair, tendon, hand [82.86](#)
Tenomyotomy --see Tenonectomy
Tenonectomy [83.42](#)
 for graft [83.41](#)
 hand [82.32](#)
 hand [82.33](#)
 for graft [82.32](#)
Tenotomyoplasty --see Repair, tendon
Tenotoplasty --see Repair, tendon
Tenoplasty --see also Repair, tendon [83.88](#)
 hand --see also Repair, tendon, hand [82.86](#)
Tenorrhaphy --see also Suture, tendon [83.64](#)
 hand --see also Suture, tendon, hand [82.45](#)
 to skeletal attachment [83.88](#)
 hand [82.85](#)
Tenosuspension [83.88](#)
 hand [82.86](#)
Tenosuture --see also Suture, tendon [83.64](#)
 hand --see also Suture, tendon, hand [82.45](#)
 to skeletal attachment [83.88](#)
 hand [82.85](#)
Tenosynovectomy [83.42](#)
 hand [82.33](#)
Tenotomy [83.13](#)
 Achilles tendon [83.11](#)
 adductor (hip) (subcutaneous) [83.12](#)
 eye [15.12](#)
 levator palpebrae [08.38](#)
 multiple (two or more tendons) [15.4](#)
 hand [82.11](#)
 levator palpebrae [08.38](#)

Tenotomy ---Cont.
 pectoralis minor tendon (decompression
 thoracic outlet) [83.13](#)
 stapedius [19.0](#)
 tensor tympani [19.0](#)
Tenovagotomy --see Tenotomy
Tensing, orbicularis oculi [08.59](#)
Termination of pregnancy
 by
 aspiration curettage [69.51](#)
 dilation and curettage [69.01](#)
 hysterectomy --see Hysterectomy
 hysterotomy [74.91](#)
 intra-amniotic injection (saline) [75.0](#)
Test, testing (for)
 14 C-Urea breath [89.39](#)
 auditory function NEC [95.46](#)
 Bender Visual-Motor Gestalt [94.02](#)
 Benton Visual Retention [94.02](#)
 cardiac (vascular)
 function NEC [89.59](#)
 stress [89.44](#)
 bicycle ergometer [89.43](#)
 Masters' two-step [89.42](#)
 treadmill [89.41](#)
 Denver developmental (screening) [94.02](#)
 fetus, fetal
 nonstress (fetal activity acceleration
 determinations) [75.34](#)
 oxytocin challenge (contraction stress)
[75.35](#)
 sensitivity (to oxytocin) --omit code
 function
 cardiac NEC [89.59](#)
 hearing NEC [95.46](#)
 muscle (by)
 electromyography [93.08](#)
 manual [93.04](#)
 neurologic NEC [89.15](#)
 vestibular [95.46](#)
 clinical [95.44](#)
 glaucoma NEC [95.26](#)
 hearing [95.47](#)
 clinical NEC [95.42](#)
 intelligence [94.01](#)
 internal jugular-subclavian venous reflux
[89.62](#)
 intracarotid amobarbital (Wada) [89.10](#)
 Masters' two-step stress (cardiac) [89.42](#)
 muscle function (by)
 electromyography [93.08](#)
 manual [93.04](#)
 neurologic function NEC [89.15](#)
 neurophysiologic monitoring
 intra-operative [00.94](#)
 nocturnal penile tumescence [89.29](#)
 provocative, for glaucoma [95.26](#)
 psychologic NEC [94.08](#)
 psychometric [94.01](#)

Test, testing ---Cont.

- radio-cobalt B12 Schilling [92.04](#)
- range of motion [93.05](#)
- rotation (Bárány chair) (hearing) [95.45](#)
- sleep disorder function --see categories [89.17-89.18](#)
- Stanford-Binet [94.01](#)
- Thallium stress(transesophageal pacing) [89.44](#)
- tuning fork (hearing) [95.42](#)
- Urea breath, (14 C) [89.39](#)
- vestibular function NEC [95.46](#)
 - thermal [95.44](#)
- Wada (hemispheric function) [89.10](#)
- whispered speech (hearing) [95.42](#)

TEVAP (transurethral electrovaporization of prostate) [60.29](#)**Thalamectomy** [01.41](#)**Thalamotomy** [01.41](#)

- by stereotactic radiosurgery [92.32](#)
 - cobalt 60 [92.32](#)
 - linear accelerator (LINAC) [92.31](#)
 - multi-source [92.32](#)
 - particle beam [92.33](#)
 - particulate [92.33](#)
 - radiosurgery NEC [92.39](#)
 - single source photon [92.31](#)

Thal operation (repair of esophageal stricture) [42.85](#)**Theleplasty** [85.87](#)**Therapy**

- Antabuse [94.25](#)
- aqueous oxygen (AO) [00.49](#)
- art [93.89](#)
- aversion [94.33](#)
- behavior [94.33](#)
- Bennett respirator --see category [96.7](#)
- blind rehabilitation NEC [93.78](#)
- Byrd respirator --see category [96.7](#)
- carbon dioxide [94.25](#)
- cobalt-60 [92.23](#)
- conditioning, psychiatric [94.33](#)
- continuous positive airway pressure (CPAP) [93.90](#)
 - delivered by
 - endotracheal tube --see category [96.7](#)
 - tracheostomy --see category [96.7](#)
- croupette, croup tent [93.94](#)
- daily living activities [93.83](#)
 - for the blind [93.78](#)
- dance [93.89](#)
- desensitization [94.33](#)
- detoxification [94.25](#)
- diversional [93.81](#)
- domestic tasks [93.83](#)
 - for the blind [93.78](#)
- Downstream® system [00.49](#)
- educational (bed-bound children) (handicapped) [93.82](#)

Therapy ---Cont.

- electroconvulsive (ECT) [94.27](#)
- electroshock (EST) [94.27](#)
 - subconvulsive [94.26](#)
- electrotonic (ETT) [94.27](#)
- encounter group [94.44](#)
- extinction [94.33](#)
- family [94.42](#)
- fog (inhalation) [93.94](#)
- gamma ray [92.23](#)
- group NEC [94.44](#)
 - for psychosexual dysfunctions [94.41](#)
- hearing NEC [95.49](#)
- heat NEC [93.35](#)
 - for cancer treatment [99.85](#)
- helium [93.98](#)
- hot pack(s) [93.35](#)
- hyperbaric oxygen [93.95](#)
 - wound [93.59](#)
- hyperthermia NEC [93.35](#)
 - for cancer treatment [99.85](#)
- individual, psychiatric NEC [94.39](#)
 - for psychosexual dysfunction [94.34](#)
- industrial [93.89](#)
- infrared irradiation [93.35](#)
- inhalation NEC [93.96](#)
 - nitric oxide [00.12](#)
- insulin shock [94.24](#)
- intermittent positive pressure breathing (IPPB) [93.91](#)
- IPPB (intermittent positive pressure breathing) [93.91](#)
- leech [99.99](#)
- lithium [94.22](#)
- LITT (laser interstitial thermal therapy) under guidance
 - lesion
 - brain [17.61](#)
 - breast [17.69](#)
 - head and neck [17.62](#)
 - liver [17.63](#)
 - lung [17.69](#)
 - prostate [17.69](#)
 - thyroid [17.62](#)
- maggot [86.28](#)
- manipulative, osteopathic --see also Manipulation, osteopathic [93.67](#)
- manual arts [93.81](#)
- methadone [94.25](#)
- mist (inhalation) [93.94](#)
- music [93.84](#)
- nebulizer [93.94](#)
- neuroleptic [94.23](#)
- nitric oxide [00.12](#)
- occupational [93.83](#)
- oxygen [93.96](#)
 - aqueous [00.49](#)
 - catalytic [93.96](#)
 - hyperbaric [93.95](#)

Therapy -oxygen---Cont.

- wound [93.59](#)
- SuperSaturated [00.49](#)
- wound (hyperbaric) [93.59](#)
- paraffin bath [93.35](#)
- physical NEC [93.39](#)
 - combined (without mention of components) [93.38](#)
 - diagnostic NEC [93.09](#)
- play [93.81](#)
- psychotherapeutic [94.36](#)
- positive and expiratory pressure
 - see category [96.7](#)
- psychiatric NEC [94.39](#)
 - drug NEC [94.25](#)
 - lithium [94.22](#)
- radiation [92.29](#)
 - contact (150 KVP or less) [92.21](#)
 - deep (200-300 KVP) [92.22](#)
 - electron, intra-operative [92.41](#)
 - high voltage (200-300 KVP) [92.22](#)
 - low voltage (150 KVP or less) [92.21](#)
 - megavoltage [92.24](#)
 - orthovoltage [92.22](#)
 - particle source NEC [92.26](#)
 - photon [92.24](#)
 - radioisotope (teloradiotherapy) [92.23](#)
 - retinal lesion [14.26](#)
 - superficial (150 KVP or less) [92.21](#)
 - supervoltage [92.24](#)
- radioisotope, radioisotopic NEC [92.29](#)
 - implantation or insertion [92.27](#)
 - injection or instillation [92.28](#)
 - teloradiotherapy [92.23](#)
- radium (radon) [92.23](#)
- recreational [93.81](#)
- rehabilitation NEC [93.89](#)
- respiratory NEC [93.99](#)
 - bi-level airway pressure [BiPAP] [93.90](#)
 - delivered by
 - endotracheal tube --see category [96.7](#)
 - tracheostomy --see category [96.7](#)
 - continuous positive airway pressure [CPAP] [93.90](#)
 - delivered by
 - endotracheal tube --see category [96.7](#)
 - tracheostomy --see category [96.7](#)
 - endotracheal respiratory assistance
 - see category [96.7](#)
 - intermittent positive pressure breathing [IPPB] [93.91](#)
 - negative pressure (continuous) [CNP] [93.99](#)
 - nitric oxide [00.12](#)
 - non-invasive positive pressure(NIPPV) [93.90](#)
 - other continuous invasive (unspecified duration) [96.70](#)

Therapy - respiratory ---Cont.

- for less than 96 consecutive hours [96.71](#)
- for 96 consecutive hours or more [96.72](#)
- positive and expiratory pressure [PEEP]
 - invasive --see category [96.7](#)
 - non-invasive [93.90](#)
- root canal [23.70](#)
 - with
 - apicoectomy [23.72](#)
 - irrigation [23.71](#)
- shock
 - chemical [94.24](#)
 - electric [94.27](#)
 - subconvulsive [94.26](#)
 - insulin [94.24](#)
- speech [93.75](#)
 - for correction of defect [93.74](#)
- SuperOxygenation (SSO2) [00.49](#)
- SuperSaturated oxygen [00.49](#)
- ultrasound
 - heat therapy [93.35](#)
 - hyperthermia for cancer treatment [99.85](#)
 - physical therapy [93.35](#)
 - therapeutic --see Ultrasound
- ultraviolet light [99.82](#)
- Thermocautery** --see Cauterization
- Thermography** [88.89](#)
 - blood vessel [88.86](#)
 - bone [88.83](#)
 - breast [88.85](#)
 - cerebral [88.81](#)
 - eye [88.82](#)
 - lymph gland [88.89](#)
 - muscle [88.84](#)
 - ocular [88.82](#)
 - osteoarticular [88.83](#)
 - specified site NEC [88.89](#)
 - vein, deep [88.86](#)
- Thermokeratoplasty** [11.74](#)
- Thermoplasty**
 - bronchoscopic, bronchial (lung) [32.27](#)
- Thermosclerectomy** [12.62](#)
- Thermotherapy** (hot packs) (paraffin bath)
 - NEC [93.35](#)
 - prostate
 - by
 - microwave [60.96](#)
 - radiofrequency [60.97](#)
 - transurethral microwave thermotherapy (TUMT) [60.96](#)
 - transurethral needle ablation(TUNA) [60.97](#)
 - TUMT (transurethral microwave thermotherapy) [60.96](#)
 - TUNA(transurethral needle ablation) [60.97](#)
- Thiersch operation**
 - anus [49.79](#)
 - skin graft [86.69](#)
 - hand [86.62](#)

- Thompson operation**
 cleft lip repair [27.54](#)
 correction of lymphedema [40.9](#)
 quadricepsplasty [83.86](#)
 thumb apposition with bone graft [82.69](#)
- Thoracotomy** [34.09](#)
 for lung collapse [33.34](#)
- Thoracentesis** [34.91](#)
- Thoracocentesis** [34.91](#)
- Thoracotomy** (for collapse of lung) [33.39](#)
- Thoracoplasty** (anterior) (extrapleural)
 (paravertebral) (posterolateral) (complete)
 partial) [33.34](#)
- Thoracoscopy, transpleural**(for exploration)
[34.21](#)
- Thoracostomy** [34.09](#)
 for lung collapse [33.32](#)
- Thoracotomy** (with drainage) [34.09](#)
 as operative approach --*omit code*
 exploratory [34.02](#)
- Thoratec® implantable ventricular assist device (IVAD™)** [37.66](#)
- Thoratec® ventricular assist device (VAD) system** [37.66](#)
- Three-snip operation, punctum** [09.51](#)
- Thrombectomy** [38.00](#)
 with endarterectomy --*see* Endarterectomy
- abdominal
 artery [38.06](#)
 vein [38.07](#)
- aorta (arch) (ascending)(descending) [38.04](#)
- arteriovenous shunt or cannula [39.49](#)
- bovine graft [39.49](#)
- coronary artery [36.09](#)
- head and neck vessel NEC [38.02](#)
- intracranial vessel NEC [38.01](#)
- lower limb
 artery [38.08](#)
 vein [38.09](#)
- mechanical
 endovascular
 head and neck [39.74](#)
- pulmonary vessel [38.05](#)
- thoracic vessel NEC [38.05](#)
- upper limb (artery) (vein) [38.03](#)
- Thromboendarterectomy** [38.10](#)
 abdominal [38.16](#)
 aorta (arch) (ascending)(descending) [38.14](#)
 coronary artery [36.09](#)
 open chest approach [36.03](#)
 head and neck NEC [38.12](#)
 intracranial NEC [38.11](#)
 lower limb [38.18](#)
 thoracic NEC [38.15](#)
 upper limb [38.13](#)
- Thymectomy** [07.80](#)
 Partial (open) (other) [07.81](#)
 thorascopic [07.83](#)
 Total (open) (other) [07.82](#)
- Thymectomy** --*Cont*
 thorascopic [07.84](#)
 transcervical [07.99](#)
- Thyrochondrotomy** [31.3](#)
- Thyrochoidotomy** [30.29](#)
- Thyrocricotomy** (for assistance in breathing)
[31.1](#)
- Thyroidectomy NEC** [06.39](#)
 by mediastinotomy --*see also*
 Thyroidectomy, substernal [06.50](#)
 with laryngectomy --*see* Laryngectomy
 complete or total [06.4](#)
 substernal (by mediastinotomy)
 (transsternal route) [06.52](#)
 transoral route (lingual) [06.6](#)
 lingual (complete)(partial)(subtotal)(total)[06.6](#)
 partial or subtotal NEC [06.39](#)
 with complete removal of remaining lobe[06.2](#)
 submental route (lingual) [06.6](#)
 substernal (by mediastinotomy)
 (transsternal route) [06.51](#)
 remaining tissue [06.4](#)
 submental route (lingual) [06.6](#)
 substernal (by mediastinotomy) (transsternal
 route) [06.50](#)
 complete or total [06.52](#)
 partial or subtotal [06.51](#)
 transoral route (lingual) [06.6](#)
 transsternal route --*see also*
 Thyroidectomy, substernal [06.50](#)
 unilateral (with removal of isthmus) (with
 removal of portion of other lobe) [06.2](#)
- Thyroidorrhaphy** [06.93](#)
- Thyroidotomy** (field) (gland) NEC [06.09](#)
 postoperative [06.02](#)
- Thyrotomy** [31.3](#)
 with tantalum plate [31.69](#)
- Tirofiban (HCL, infusion)** [99.20](#)
- Toilette**
 skin --*see* Debridement, skin or
 subcutaneous tissue
 tracheostomy [96.55](#)
- Token economy** (behavior therapy) [94.33](#)
- Tomkins operation** (metroplasty) [69.49](#)
- Tomography** --*see also* Radiography
- abdomen NEC [88.02](#)
 cardiac [87.42](#)
 computerized axial NEC [88.38](#)
 abdomen [88.01](#)
 bone [88.38](#)
 quantitative [88.98](#)
 brain [87.03](#)
 cardiac [87.41](#)
 coronary [87.41](#)
 head [87.03](#)
 kidney [87.71](#)
 skeletal [88.38](#)
 quantitative [88.98](#)
 thorax [87.41](#)

Tomography -computerized axial ---Cont.

- head NEC [87.04](#)
- kidney NEC [87.72](#)
- lung [87.42](#)
- optical coherence (intravascular imaging)
 - coronary vessel(s) [38.24](#)
 - non-coronary vessel(s) [38.25](#)
- thorax NEC [87.42](#)

Tongue tie operation [25.91](#)

Tonography [95.26](#)

Tonometry [89.11](#)

Tonsillectomy [28.2](#)

- with adenoidectomy [28.3](#)

Tonsillotomy [28.0](#)

Topectomy [01.32](#)

Torek (-Bevan) operation (orchidopexy)

- (first stage) (second stage) [62.5](#)

Torkildsen operation (ventriculocisternal

- shunt) [02.2](#)

Torpin operation (cul-de-sac resection)[70.92](#)

Toti operation(dacryocystorhinostomy)[09.81](#)

Touchas operation [86.83](#)

Touroff operation (ligation of subclavian

- artery) [38.85](#)

Toxicology --see Examination, microscopic

TPN (total parenteral nutrition) [99.15](#)

Trabeculectomy ab externo [12.64](#)

Trabeculodialysis [12.59](#)

Trabeculectomy ab externo [12.54](#)

Trachelectomy [67.4](#)

Trachelopexy [69.22](#)

Tracheloplasty [67.69](#)

Trachelorrhaphy (Emmet) (suture) [67.61](#)

- obstetrical [75.51](#)

Trachelotomy [69.95](#)

- obstetrical [73.93](#)

Tracheocricotomy (for assistance in

- breathing) [31.1](#)

Tracheofissure [31.1](#)

Tracheography [87.32](#)

Tracheolaryngotomy (emergency) [31.1](#)

- permanent opening [31.29](#)

Tracheoplasty [31.79](#)

- with artificial larynx [31.75](#)

Tracheorrhaphy [31.71](#)

Tracheoscopy NEC [31.42](#)

- through tracheotomy (stoma) [31.41](#)

Tracheostomy (emergency) (temporary) (for

- assistance in breathing) [31.1](#)

- mediastinal [31.21](#)

- percutaneous dilatational

- other permanent [31.29](#)

- temporary [31.1](#)

- permanent NEC [31.29](#)

- revision [31.74](#)

Tracheotomy (emergency) (temporary) (for

- assistance in breathing) [31.1](#)

- percutaneous dilatational

Tracheotomy ---Cont.

- other permanent [31.29](#)

- temporary [31.1](#)

- permanent [31.29](#)

Tracing, carotid pulse with ECG lead [89.56](#)

TRAM (transverse rectus abdominis
musculocutaneous) **flap of breast**

- free [85.73](#)

- pedicled [85.72](#)

Traction

- with reduction of fracture or dislocation

- see Reduction, fracture and Reduction,
dislocation

- adhesive tape (skin) [93.46](#)

- boot [93.46](#)

- Bryant's (skeletal) [93.44](#)

- Buck's [93.46](#)

- caliper tongs [93.41](#)

- with synchronous insertion of device [02.94](#)

- Cortel's (spinal) [93.42](#)

- Crutchfield tongs [93.41](#)

- with synchronous insertion of device [02.94](#)

- Dunlop's (skeletal) [93.44](#)

- gallows [93.46](#)

- Gardner Wells [93.41](#)

- with synchronous insertion of device [02.94](#)

- halo device, skull [93.41](#)

- with synchronous insertion of device [02.94](#)

- Lyman Smith (skeletal) [93.44](#)

- manual, intermittent [93.21](#)

- mechanical, intermittent [93.21](#)

- Russell's (skeletal) [93.44](#)

- skeletal NEC [93.44](#)

- intermittent [93.43](#)

- skin, limbs NEC [93.46](#)

- spinal NEC [93.42](#)

- with skull device (halo)(caliper)(Crutchfield)

- (Gardner Wells) (Vinke) (tongs) [93.41](#)

- with synchronous insertion of device

- [02.94](#)

- Thomas' splint [93.45](#)

- Vinke tongs [93.41](#)

- with synchronous insertion of device [02.94](#)

Tractotomy

- brain [01.32](#)

- medulla oblongata [01.32](#)

- mesencephalon [01.32](#)

- percutaneous [03.21](#)

- spinal cord (one-stage) (two-stage) [03.29](#)

- trigeminal (percutaneous) (radiofrequency)

- [04.02](#)

Training (for) (in)

- ADL (activities of daily living) [93.83](#)

- for the blind [93.78](#)

- ambulation [93.22](#)

- braille [93.77](#)

- crutch walking [93.24](#)

- dyslexia [93.71](#)

- dysphasia [93.72](#)

Training (for) (in) --- Cont

esophageal speech(postlaryngectomy)[93.73](#)
 gait [93.22](#)
 joint movements [93.14](#)
 lip reading [93.75](#)
 Moon (blind reading) [93.77](#)
 orthoptic [95.35](#)
 prenatal (natural childbirth) [93.37](#)
 prosthetic or orthotic device usage [93.24](#)
 relaxation [94.33](#)

Training (for) (in) ---Cont.

speech NEC [93.75](#)
 esophageal type [93.73](#)
 for correction of defect [93.74](#)
 use of lead dog for the blind [93.76](#)
 vocational [93.85](#)

Transactional analysis

group [94.44](#)
 individual [94.39](#)

Transection --see also Division

artery (with ligation) --see also Division,
 artery [38.80](#)
 renal, aberrant (with reimplantation)
[39.55](#)
 bone --see also Osteotomy [77.30](#)
 fallopian tube (bilateral) (remaining)
 (solitary) [66.39](#)
 by endoscopy [66.22](#)
 unilateral [66.92](#)
 isthmus, thyroid [06.91](#)
 muscle [83.19](#)
 eye [15.13](#)
 multiple (two or more muscles) [15.3](#)
 hand [82.19](#)
 nerve (cranial) (peripheral) NEC [04.03](#)
 acoustic [04.01](#)
 root (spinal) [03.1](#)
 sympathetic [05.0](#)
 tracts in spinal cord [03.29](#)
 trigeminal [04.02](#)
 vagus (transabdominal)
 --see also Vagotomy [44.00](#)
 pylorus (with wedge resection) [43.3](#)
 renal vessel, aberrant (with reimplantation)
[39.55](#)
 spinal
 cord tracts [03.29](#)
 nerve root [03.1](#)
 tendon [83.13](#)
 hand [82.11](#)
 uvula [27.71](#)
 vas deferens [63.71](#)
 vein (with ligation) --see also Division, vein
[38.80](#)
 renal,aberrant(with reimplantation)[39.55](#)
 varicose (lower limb) [38.59](#)

Transfer, transference

bone shaft, fibula into tibia [78.47](#)
 digital (to replace absent thumb) [82.69](#)

Transfer, transference ---Cont.

finger (to thumb) (same hand) [82.61](#)
 to
 finger, except thumb [82.81](#)
 opposite hand (with amputation) [82.69](#)
[\[84.01\]](#)
 toe (to thumb) (with amputation)
[82.69](#) [\[84.11\]](#)
 to finger, except thumb [82.81](#) [\[84.11\]](#)
 fat pad NEC [86.89](#)
 with skin graft --see Graft, skin, full-thickness
 finger (to replace absent thumb)
 (same hand) [82.61](#)
 to
 finger, except thumb [82.81](#)
 opposite hand (with amputation) [82.69](#)
[\[84.01\]](#)
 muscle origin [83.77](#)
 hand [82.58](#)
 nerve (cranial) (peripheral) (radial anterior)
 (ulnar) [04.6](#)
 pedicle graft [86.74](#)
 pes anserinus (tendon) (repair of knee) [81.47](#)
 tarsoconjunctival flap, from opposing lid
[08.64](#)
 tendon [83.75](#)
 hand [82.56](#)
 pes anserinus (repair of knee) [81.47](#)
 toe-to-thumb (free) (pedicle) (with
 amputation) [82.69](#) [\[84.11\]](#)

Transfixion --see also Fixation
 iris (bombé) [12.11](#)

Transfusion (of) [99.03](#)
 antihemophilic factor [99.06](#)
 antivenin [99.16](#)
 autologous blood
 collected prior to surgery [99.02](#)
 intraoperative [99.00](#)
 perioperative [99.00](#)
 postoperative [99.00](#)
 previously collected [99.02](#)
 salvage [99.00](#)
 blood (whole) NOS [99.03](#)
 expander [99.08](#)
 surrogate [99.09](#)
 bone marrow [41.00](#)
 allogeneic [41.03](#)
 with purging [41.02](#)
 allograft [41.03](#)
 with purging [41.02](#)
 autograft [41.01](#)
 with purging [41.09](#)
 autologous [41.01](#)
 with purging [41.09](#)
 coagulation factors [99.06](#)
 Dextran [99.08](#)
 exchange [99.01](#)
 intraperitoneal [75.2](#)
 in utero (with hysterotomy) [75.2](#)

Transfusion (of) ---Cont.

exsanguination [99.01](#)
 gamma globulin [99.14](#)
 granulocytes [99.09](#)
 hemodilution [99.03](#)
 intrauterine [75.2](#)
 packed cells [99.04](#)
 plasma [99.07](#)
 platelets [99.05](#)
 replacement, total [99.01](#)
 serum NEC [99.07](#)
 substitution [99.01](#)
 thrombocytes [99.05](#)

Transillumination

nasal sinuses [89.35](#)
 skull (newborn) [89.16](#)

Translumbar aortogram [88.42](#)**Transplant, transplantation**

Note: To report donor source:

cadaver [00.93](#)
 live non-related donor [00.92](#)
 live related donor [00.91](#)
 live unrelated donor [00.92](#)

artery [39.59](#)
 renal, aberrant [39.55](#)

autotransplant --see Reimplantation

blood vessel [39.59](#)
 renal, aberrant [39.55](#)

bone --see also Graft, bone [78.00](#)
 marrow [41.00](#)
 allogeneic [41.03](#)
 with purging [41.02](#)
 allograft [41.03](#)
 with purging [41.02](#)
 autograft [41.01](#)
 with purging [41.09](#)
 autologous [41.01](#)
 with purging [41.09](#)

stem cell
 allogeneic (hematopoietic) [41.05](#)
 with purging [41.08](#)
 autologous (hematopoietic) [41.04](#)
 with purging [41.07](#)
 cord blood [41.06](#)

stem cell
 allogeneic (hematopoietic) [41.05](#)
 with purging [41.08](#)
 autologous (hematopoietic) [41.04](#)
 with purging [41.07](#)
 cord blood [41.06](#)

combined heart-lung [33.6](#)

conjunctiva, for pterygium [11.39](#)

corneal --see also Keratoplasty [11.60](#)

dura [02.12](#)

fascia [83.82](#)
 hand [82.72](#)

Transplant, transplantation ---Cont.

finger (replacing absent thumb) (same hand) [82.61](#)
 to
 finger, except thumb [82.81](#)
 opposite hand (with amputation) [82.69](#) [[84.01](#)]

gracilis muscle (for) [83.77](#)
 anal incontinence [49.74](#)
 urethrovessical suspension [59.71](#)

hair follicles
 eyebrow [08.63](#)
 eyelid [08.63](#)
 scalp [86.64](#)

heart (orthotopic) [37.51](#)
 combined with lung [33.6](#)

ileal stoma to new site [46.23](#)

intestine [46.97](#)

Islets of Langerhans (cells) [52.86](#)
 allotransplantation of cells [52.85](#)
 autotransplantation of cells [52.84](#)
 heterotransplantation [52.85](#)
 homotransplantation [52.84](#)

kidney NEC [55.69](#)

liver [50.59](#)
 auxiliary (permanent) (temporary) (recipient's liver in situ) [50.51](#)
 cells into spleen via percutaneous catheterization [38.91](#)

lung [33.50](#)
 bilateral [33.50](#)
 combined with heart [33.6](#)
 double [33.52](#)
 single [33.51](#)
 unilateral [33.51](#)

lymphatic structure(s) (peripheral) [40.9](#)

mammary artery to myocardium or ventricular wall [36.2](#)

muscle [83.77](#)
 gracilis (for) [83.77](#)
 anal incontinence [49.74](#)
 urethrovessical suspension [59.71](#)
 hand [82.58](#)
 temporalis [83.77](#)
 with orbital exenteration [16.59](#)

nerve (cranial) (peripheral) [04.6](#)

ovary [65.92](#)

pancreas [52.80](#)
 heterotransplant [52.83](#)
 homotransplant [52.82](#)

Islets of Langerhans (cells) [52.86](#)
 allotransplantation of cells [52.85](#)
 autotransplantation of cells [52.84](#)
 heterotransplantation [52.85](#)
 homotransplantation [52.84](#)
 reimplantation [52.81](#)

pes anserinus(tendon)(repair of knee) [81.47](#)

Transplant, transplantation ---Cont.

- renal NEC [55.69](#)
 - vessel, aberrant [39.55](#)
- salivary duct opening [26.49](#)
- skin --see Graft, skin
- spermatic cord [63.53](#)
- spleen [41.94](#)
- stem cells
 - allogeneic (hematopoietic) [41.05](#)
 - with purging [41.08](#)
 - autologous (hematopoietic) [41.04](#)
 - with purging [41.07](#)
- cord blood [41.06](#)
- tendon [83.75](#)
 - hand [82.56](#)
 - pes anserinus (repair of knee) [81.47](#).
 - superior rectus (blepharoptosis) [08.36](#)
- testis to scrotum [62.5](#)
- thymus [07.94](#)
- thyroid tissue [06.94](#)
- toe (replacing absent thumb) (with amputation) [82.69](#) [[84.11](#)]
 - to finger, except thumb [82.81](#) [[84.11](#)]
- tooth [23.5](#)
- ureter to
 - bladder [56.74](#)
 - ileum (external diversion) [56.51](#)
 - internal diversion only [56.71](#)
 - intestine [56.71](#)
 - skin [56.61](#)
- vein (peripheral) [39.59](#)
 - renal, aberrant [39.55](#)
- vitreous [14.72](#)
 - anterior approach [14.71](#)

Transposition

- extraocular muscles [15.5](#)
- eyelash flaps [08.63](#)
- eye muscle (oblique) (rectus) [15.5](#)
- finger (replacing absent thumb) (same hand) [82.61](#)
 - to
 - finger, except thumb [82.81](#)
 - opposite hand (with amputation) [82.69](#) [[84.01](#)]
- interatrial venous return [35.91](#)
- jejunal (Henley) [43.81](#)
- joint capsule --see also Arthroplasty [81.96](#)
- muscle NEC [83.79](#)
 - extraocular [15.5](#)
 - hand [82.59](#)
- nerve (cranial) (peripheral) (radial anterior) (ulnar) [04.6](#)
- nipple [85.86](#)
- pterygium [11.31](#)
- tendon NEC [83.76](#)
 - hand [82.57](#)
- vocal cords [31.69](#)

Transureteroureterostomy [56.75](#)

Transversostomy --see also Colostomy [46.10](#)

Trapping, aneurysm (cerebral) [39.52](#)

Trauer operation (lingual sulcus extension) [24.91](#)

Trephination, trephining

- accessory sinus --see Sinusotomy
- corneoscleral [12.89](#)
- cranium [01.24](#)
- nasal sinus --see Sinusotomy
- sclera (with iridectomy) [12.61](#)

Trial (failed) **forceps** [73.3](#)

Trigonectomy [57.6](#)

Trimming, amputation stump [84.3](#)

Triple arthrodesis [81.12](#)

Trochanterplasty [81.40](#)

Tsuge operation (macroductyly repair) [82.83](#)

Tuck, tucking --see also Plication

- eye muscle [15.22](#)
 - multiple (two or more muscles) [15.4](#)
- levator palpebrae, for blepharoptosis [08.34](#)

Tudor "rabbit ear" operation (anterior urethropexy) [59.79](#)

Tuffier operation

- apicolysis of lung [33.39](#)
- vaginal hysterectomy [68.59](#)
 - laparoscopically assisted (LAVH) [68.51](#)

TULIP (transurethral ultrasound guided laser induced proctectomy) [60.21](#)

TUNA (transurethral needle ablation) of prostate [60.97](#)

TUMT (transurethral microwave thermotherapy) of prostate [60.96](#)

Tunnel, subcutaneous (antethoracic) [42.86](#)

- esophageal [42.68](#)
 - with anastomosis --see Anastomosis, esophagus, antesternal [42.68](#)
- pulse generator lead wire [86.99](#)
 - with initial procedure --omit code

Turbinectomy (complete) (partial) NEC [21.69](#)

- by
 - cryosurgery [21.61](#)
 - diathermy [21.61](#)
- with sinusectomy --see Sinusectomy

Turco operation (release of joint capsules in clubfoot) [80.48](#)

TURP (transurethral resection of prostate) [60.29](#)

Tylectomy (breast) (partial) [85.21](#)

Tympanectomy [20.59](#)

- with tympanoplasty --see Tympanoplasty

Tympanogram [95.41](#)

Tympanomastoidectomy [20.42](#)

Tympanoplasty (type I) (with graft) [19.4](#)

- with
 - air pocket over round window [19.54](#)
 - fenestra in semicircular canal [19.55](#)
 - graft against
 - incus or malleus [19.52](#)

Tympanoplasty -with ---*Cont.*

mobile and intact stapes [19.53](#)

incudostapediopexy [19.52](#)

epitympanic, type I [19.4](#)

revision [19.6](#)

type

II (graft against incus or malleus) [19.52](#)

III (graft against mobile and intact stapes)
[19.53](#)

IV (air pocket over round window) [19.54](#)

V (fenestra in semicircular canal) [19.55](#)

Tympanosympathectomy [20.91](#)

Tympanotomy [20.09](#)

with intubation [20.01](#)

U

UAE (uterine artery embolization), NOS
[68.25](#)
 with
 coils [68.24](#)
 particulate agent (gelatin sponge)
 (gelfoam) (microspheres) (polyvinyl
 alcohol) (PVA) (spherical embolics)
[68.25](#)

Uchida operation (tubal ligation with or
 without fimbriectomy) [66.32](#)

UFR (uroflowmetry) [89.24](#)

Ultrafiltration [99.78](#)

hemodiafiltration [39.95](#)
 hemodialysis (kidney) [39.95](#)
 removal, plasma water [99.78](#)
 therapeutic plasmapheresis [99.71](#)

Ultrasonography

abdomen [88.76](#)
 aortic arch [88.73](#)
 biliary tract [88.74](#)
 breast [88.73](#)
 deep vein thrombosis [88.77](#)
 digestive system [88.74](#)
 eye [95.13](#)
 head and neck [88.71](#)
 heart [88.72](#)
 intestine [88.74](#)
 intravascular --see Ultrasound,
 intra-vascular (IVUS)
 lung [88.73](#)
 midline shift, brain [88.71](#)
 multiple sites [88.79](#)
 peripheral vascular system [88.77](#)
 retroperitoneum [88.76](#)
 thorax NEC [88.73](#)
 therapeutic --see Ultrasound
 total body [88.79](#)
 urinary system [88.75](#)
 uterus [88.79](#)
 gravid [88.78](#)

Ultrasound

diagnostic --see Ultrasonography
 fragmentation (of)
 cataract (with aspiration) [13.41](#)
 urinary calculus, stones (Kock pouch)
[59.95](#)
 heart
 intracardiac (heart chambers)(ICE)[37.28](#)
 intravascular (coronary vessels)(IVUS)
[00.24](#)
 non-invasive [88.72](#)
 inner ear [20.79](#)
 intravascular (IVUS) (VH™-IVUS) [00.29](#)
 aorta [00.22](#)
 aortic arch [00.22](#)

Ultrasound - intravascular ---Cont.

cerebral vessel, extracranial [00.21](#)
 coronary vessel [00.24](#)
 intrathoracic vessel [00.22](#)
 other specified vessel [00.28](#)
 peripheral vessel [00.23](#)
 renal vessel [00.25](#)
 vena cava (inferior) (superior) [00.22](#)
 therapeutic
 head [00.01](#)
 heart [00.02](#)
 neck [00.01](#)
 other therapeutic ultrasound [00.09](#)
 peripheral vascular vessels [00.03](#)
 vessels of head and neck [00.01](#)
 therapy [93.35](#)
 VH™-IVUS --see Ultrasound, intravascular,
 by site
 virtual histology intravascular ultrasound
 --see Ultrasound, intravascular, by site

Umbilectomy [54.3](#)

Unbridling

blood vessel, peripheral [39.91](#)
 celiac artery axis [39.91](#)

Uncovering --see Incision, by site

Undercutting

hair follicle [86.09](#)
 perianal tissue [49.02](#)

Unroofing --see also Incision, by site

external
 auditory canal [18.02](#)
 ear NEC [18.09](#)
 kidney cyst [55.39](#)

UPP (urethral pressure profile) [89.25](#)

Upper GI series (x-ray) [87.62](#)

UPPP (uvulopalatopharyngoplasty)
[27.69](#) [\[29.4\]](#)

Uranoplasty (for cleft palate repair) [27.62](#)

Uranorrhaphy (for cleft palate repair) [27.62](#)

Uranostaphylorrhaphy [27.62](#)

Urban operation(mastectomy)(unilateral)
[85.47](#)

bilateral [85.48](#)

Ureterectomy [56.40](#)

with nephrectomy [55.51](#)
 partial [56.41](#)
 total [56.42](#)

Ureterocostomy [56.71](#)

Ureteroclectomy [56.41](#)

Ureterocolostomy [56.71](#)

Ureterocystostomy [56.74](#)

Ureteroenterostomy [56.71](#)

Ureteroileostomy (internal diversion) [56.71](#)

external diversion [56.51](#)

Ureterolithotomy [56.2](#)

- Ureterolysis** [59.02](#)
 - with freeing or repositioning of ureter [59.02](#)
 - laparoscopic [59.03](#)
- Ureteroneocystostomy** [56.74](#)
- Ureteropexy** [56.85](#)
- Ureteroplasty** [56.89](#)
- Ureteroplication** [56.89](#)
- Ureteroproctostomy** [56.71](#)
- Ureteropyelography** (intravenous) (diuretic infusion) [87.73](#)
 - percutaneous [87.75](#)
 - retrograde [87.74](#)
- Ureteropyeloplasty** [55.87](#)
- Ureteropyelostomy** [55.86](#)
- Ureterorrhaphy** [56.82](#)
- Ureteroscopy** [56.31](#)
 - with biopsy [56.33](#)
- Ureterosigmoidostomy** [56.71](#)
- Ureterostomy** (cutaneous) (external) (tube) [56.61](#)
 - closure [56.83](#)
 - ileal [56.51](#)
- Ureterotomy** [56.2](#)
- Ureteroureterostomy** (crossed) [56.75](#)
 - lumbar [56.41](#)
 - resection with end-to-end anastomosis [56.41](#)
 - spatulated [56.41](#)
- Urethral catheterization, indwelling** [57.94](#)
- Urethral pressure profile** (UPP) [89.25](#)
- Urethrectomy** (complete) (partial) (radical) [58.39](#)
 - with
 - complete cystectomy [57.79](#)
 - pelvic exenteration [68.8](#)
 - radical cystectomy [57.71](#)
- Urethrocystography**(retrograde)(voiding) [87.76](#)
- Urethrocystopexy** (by) [59.79](#)
 - levator muscle sling [59.71](#)
 - retropubic suspension [59.5](#)
 - suprapubic suspension [59.4](#)
- Urethrolithotomy** [58.0](#)
- Urethrolysis** [58.5](#)
- Urethropexy** [58.49](#)
 - anterior [59.79](#)
- Urethroplasty** [58.49](#)
 - augmentation [59.79](#)
 - collagen implant [59.72](#)
 - fat implant [59.72](#)
 - injection (endoscopic) of implant into urethra [59.72](#)
 - polytef implant [59.72](#)
- Urethrorrhaphy** [58.41](#)
- Urethroscopy** [58.22](#)
 - for control of hemorrhage of prostate [60.94](#)
 - perineal [58.21](#)
- Urethroostomy** (perineal) [58.0](#)
- Urethrotomy** (external) [58.0](#)
 - internal (endoscopic) [58.5](#)
- Uroflowmetry** (UFR) [89.24](#)
- Urography** (antegrade) (excretory)
 - (intravenous) [87.73](#)
 - retrograde [87.74](#)
- Uteropexy** (abdominal approach) (vaginal approach) [69.22](#)
- UVP** (uvulopalatopharyngoplasty) [27.69](#) [29.4](#)
- Uvulectomy** [27.72](#)
- Uvulopalatopharyngoplasty** (UPPP) [27.69](#) [29.4](#)
- Uvulotomy** [27.71](#)

V

Vaccination (prophylactic) (against) [99.59](#)

- anthrax [99.55](#)
- brucellosis [99.55](#)
- cholera [99.31](#)
- common cold [99.51](#)
- disease NEC [99.55](#)
 - arthropod-borne viral NEC [99.54](#)
- encephalitis, arthropod-borne viral [99.53](#)
- German measles [99.47](#)
- hydrophobia [99.44](#)
- infectious parotitis [99.46](#)
- influenza [99.52](#)
- measles [99.45](#)
- mumps [99.46](#)
- paratyphoid fever [99.32](#)
- pertussis [99.37](#)
- plague [99.34](#)
- poliomyelitis [99.41](#)
- rabies [99.44](#)
- Rocky Mountain spotted fever [99.55](#)
- rubella [99.47](#)
- rubeola [99.45](#)
- smallpox [99.42](#)
- Staphylococcus [99.55](#)
- Streptococcus [99.55](#)
- tuberculosis [99.33](#)
- tularemia [99.35](#)
- tumor [99.28](#)
- typhoid [99.32](#)
- typhus [99.55](#)
- undulant fever [99.55](#)
- yellow fever [99.43](#)

Vacuum extraction, fetal head [72.79](#)

- with episiotomy [72.71](#)

VAD

- vascular access device --see Vascular access device, totally implantable
- ventricular assist device --see Implant, heart assist system

Vagotomy (subdiaphragmatic) --see also

- Vagotomy [44.00](#)

Vaginal douche [96.44](#)**Vaginectomy** [70.4](#)**Vaginofixation** [70.77](#)

- with graft or prosthesis [70.78](#)

Vaginoperineotomy [70.14](#)**Vaginoplasty** [70.79](#)**Vaginorrhaphy** [70.71](#)

- obstetrical [75.69](#)

Vaginoscopy [70.21](#)**Vaginotomy** [70.14](#)

for

- culdocentesis [70.0](#)
- pelvic abscess [70.12](#)

Vagotomy (gastric) [44.00](#)

- parietal cell [44.02](#)
- selective NEC [44.03](#)
 - highly [44.02](#)
 - Holle's [44.02](#)
 - proximal [44.02](#)
 - truncal [44.01](#)

Valvotomy --see Valvulotomy**Valvulectomy, heart** --see Valvuloplasty, heart**Valvuloplasty**

- heart, **unspecified** (without valve replacement) [35.10](#)
 - with prosthesis or tissue graft --see Replacement, heart, valve, by site
 - aortic valve [35.11](#)
 - percutaneous (balloon) [35.96](#)
 - balloon, percutaneous** [35.96](#)
 - combined with repair of atrial and ventricular septal defects --see Repair, endocardial cushion defect
 - mitral valve
 - balloon, percutaneous repair** [35.96](#)
 - endovascular repair with implant** [35.97](#)
 - open, without replacement** [35.12](#)
 - percutaneous repair with implant (leaflet clip)** [35.97](#)
 - transcatheter repair with implant** [35.97](#)
 - open heart technique** [35.10](#)
 - percutaneous (balloon) [35.96](#)
 - pulmonary valve [35.13](#)
 - in total repair of tetralogy of Fallot [35.81](#)
 - percutaneous (balloon) [35.96](#)
 - tricuspid valve [35.14](#)
- Valvulotomy**
- heart (closed heart technique) (transatrial) (transventricular) [35.00](#)
 - aortic valve [35.01](#)
 - mitral valve [35.02](#)
 - open heart technique --see Valvuloplasty, heart
 - pulmonary valve [35.03](#)
 - in total repair of tetralogy of Fallot [35.81](#)
 - tricuspid valve [35.04](#)
- Varicocelectomy, spermatic cord** [63.1](#)
- Varicotomy, peripheral vessels**(lower limb) [38.59](#)
- upper limb [38.53](#)

Vascular access device, totally implantable
86.07

Vascular closure, percutaneous puncture
--omit code

Vascularization --see Revascularization

Vasectomy (complete) (partial) [63.73](#)

Vasogram [87.94](#)

Vasoligation [63.71](#)
gastric [38.86](#)

Vasorrhaphy [63.81](#)

Vasostomy [63.6](#)

Vasotomy [63.6](#)

Vasotripsy [63.71](#)

Vasovasostomy [63.82](#)

Vectorcardiogram (VCG) (with ECG) [89.53](#)

Vectra® vascular access graft 86.07

Venectomy --see Phlebectomy

Venipuncture NEC [38.99](#)
for injection of contrast material
--see Phlebography

Venography --see Phlebography

Venorrhaphy [39.32](#)

Venotomy [38.00](#)
abdominal [38.07](#)
head and neck NEC [38.02](#)
intracranial NEC [38.01](#)
lower limb [38.09](#)
thoracic NEC [38.05](#)
upper limb [38.03](#)

Venotripsy [39.98](#)

Venovenostomy [39.29](#)

Ventilation
bi-level positive airway pressure [BiPAP]
[93.90](#)
delivered by
endotracheal tube --see category [96.7](#)
tracheostomy --see category [96.7](#)
continuous positive airway pressure
[CPAP] [93.90](#)
delivered by
endotracheal tube --see category [96.7](#)
tracheostomy --see category [96.7](#)
endotracheal respiratory assistance
--see category [96.7](#)
intermittent positive pressure breathing
[IPPB] [93.91](#)
mechanical, NOS [93.90](#)
by endotracheal tube --see category [96.7](#)
by tracheostomy --see category [96.7](#)
endotracheal respiratory assistance
--see category [96.7](#)
invasive --see category [96.7](#)
non-invasive [NIPPV] [93.90](#)
other continuous (unspecified duration)
[96.70](#)
for less than 96 consecutive hours
[96.71](#)
for 96 consecutive hours or more
[96.72](#)

Ventilation --cont.
positive and expiratory pressure [PEEP]
invasive --see category [96.7](#)
non-invasive [93.90](#)
negative pressure (continuous) [CNP] [93.99](#)
non-invasive positive pressure (NIPPV) [93.90](#)

Ventriculectomy, heart
partial [37.35](#)

Ventriculocholecystostomy [02.34](#)

Ventriculocisternostomy [02.22](#)

Ventriculocordectomy [30.29](#)

Ventriculogram, ventriculography
(cerebral) [87.02](#)
cardiac
left ventricle (outflow tract) [88.53](#)
combined with right heart [88.54](#)
right ventricle (outflow tract) [88.52](#)
combined with left heart [88.54](#)
radionuclide cardiac [92.05](#)

Ventriculomyocardiotomy [37.11](#)

Ventriculoperitoneostomy [02.34](#)

Ventriculopuncture [01.09](#)
through previously implanted catheter
or reservoir (Ommaya) (Rickham)
[01.02](#)

Ventriculoseptopexy --see also Repair,
ventricular septal defect [35.72](#)

Ventriculoseptoplasty --see also Repair,
ventricular septal defect [35.72](#)

Ventriculostomy
for
external ventricular drainage (EVD)
[02.21](#)
placement of ventricular catheter
[02.21](#)
third (endoscopic) [02.22](#)

Ventriculotomy
cerebral [02.22](#)
heart [37.11](#)

Ventriculoureterostomy [02.35](#)

Ventriculovenostomy [02.32](#)

Ventrofixation, uterus [69.22](#)

Ventrohysteropexy [69.22](#)

Ventrosuspension, uterus [69.22](#)

VEP (visual evoked potential) [95.23](#)

Version, obstetrical (bimanual) (cephalic)
(combined) (internal) (podalic) [73.21](#)
with extraction [73.22](#)
Braxton Hicks [73.21](#)
with extraction [73.22](#)
external (bipolar) [73.91](#)
Potter's (podalic) [73.21](#)
with extraction [73.22](#)
Wigand's (external) [73.91](#)
Wright's (cephalic) [73.21](#)
with extraction [73.22](#)

Vertebroplasty, percutaneous [81.65](#)

Vesicolithotomy (suprapubic) [57.19](#)

Vesicostomy [57.21](#)

- Vesicourethroplasty** [57.85](#)
Vesiculectomy [60.73](#)
 with radical prostatectomy [60.5](#)
Vesiculogram, seminal [87.92](#)
 contrast [87.91](#)
Vesiculotomy [60.72](#)
Vestibuloplasty (buccolabial) (lingual) [24.91](#)
Vestibulotomy [20.79](#)
VH™-IVUS --see Ultrasound, intravascular,
 by site
Vicq D'azyr operation (larynx) [31.1](#)
Vidal operation (varicocele ligation) [63.1](#)
Vidianectomy [05.21](#)
Villusectomy --see also Synovectomy [80.70](#)
Vision check [95.09](#)
Visual evoked potential (VEP) [95.23](#)
Vitrectomy (mechanical) (posterior approach)
 [14.74](#)
 with scleral buckling [14.49](#)
 anterior approach [14.73](#)
- Vocational**
 assessment [93.85](#)
 retraining [93.85](#)
 schooling [93.82](#)
Voice training (postlaryngectomy) [93.73](#)
von Kraske operation (proctectomy) [48.64](#)
Voss operation(hanging hip operation) [83.19](#)
Vulpius (-Compere) operation (lengthening
 of gastrocnemius muscle) [83.85](#)
Vulvectomy (bilateral) (simple) [71.62](#)
 partial (unilateral) [71.61](#)
 radical (complete) [71.5](#)
 unilateral [71.61](#)
V-Y operation (repair)
 bladder [57.89](#)
 neck [57.85](#)
 ectropion [08.44](#)
 lip [27.59](#)
 skin (without graft) [86.89](#)
 subcutaneous tissue (without skin graft)
 [86.89](#)
 tongue [25.59](#)

W

Wada test (hemispheric function) [89.10](#)**Wang needle aspiration biopsy**bronchus [33.24](#)lung [33.27](#)**Ward-Mayo operation** (vaginalhysterectomy) [68.59](#)laparoscopically assisted (LAVH) [68.51](#)**Washing** --see Lavage and Irrigation**Waterston operation** (aorta-rightpulmonary artery anastomosis) [39.0](#)**Watkins (-Wertheim) operation** (uterusinterposition) [69.21](#)**Watson-Jones operation**hip arthrodesis [81.21](#)reconstruction of lateral ligaments,
ankle [81.49](#)shoulder arthrodesis (extra-articular) [81.23](#)tenoplasty [83.88](#)**Webbing** (syndactylization) [86.89](#)**Weir operation**appendicostomy [47.91](#)correction of nostrils [21.86](#)**Wertheim operation** (radical hysterectomy)[68.69](#)

laparoscopic 68.61

West operation (dacryocystorhinostomy)[09.81](#)**Wheeler operation**entropion repair [08.44](#)halving procedure (eyelid) [08.24](#)**Whipple operation** (radicalpancreatico-duodenectomy) [52.7](#)

Child modification (radical subtotal

pancreatectomy) [52.53](#)

Rodney Smith modification (radical subtotal

pancreatectomy) [52.53](#)**White operation** (lengthening of tendocalcaneus by incomplete tenotomy) [83.11](#)**Whitehead operation**glossectomy, radical [25.4](#)hemorrhoidectomy [49.46](#)**Whitman operation**foot stabilization (talectomy) [77.98](#)hip reconstruction [81.40](#)repair of serratus anterior muscle [83.87](#)talectomy [77.98](#)trochanter wedge osteotomy [77.25](#)**Wier operation** (entropion repair) [08.44](#)**Williams-Richardson operation** (vaginalconstruction) [70.61](#)with graft or prosthesis [70.63](#)**Wilms operation** (thoracoplasty) [33.34](#)**Wilson operation** (angulation osteotomy forhallux valgus) [77.51](#)**Window operation**antrum (nasal sinus)--see Antrotomy,
maxillaryaorticopulmonary [39.59](#)bone cortex --see also Incision, bone [77.10](#)facial [76.09](#)

nasoantral --see Antrotomy, maxillary

pericardium [37.12](#)pleura [34.09](#)**Winiwarter operation**(cholecystoenterostomy) [51.32](#)**Wiring**aneurysm [39.52](#)dental (for immobilization) [93.55](#)with fracture-reduction --see Reduction,
fractureorthodontic [24.7](#)**Wirsungojejunostomy** [52.96](#)**Witzel operation** (temporary gastrostomy)[43.19](#)**Woodward operation** (release of high ridingscapula) [81.83](#)**Wrapping, aneurysm** (gauze) (methylmethacrylate) (plastic) [39.52](#)

X

Xenograft [86.65](#)
Xerography, breast [87.36](#)
Xeromammography [87.36](#)
Xiphoidectomy [77.81](#)

X-ray
 chest (routine) [87.44](#)
 wall NEC [87.39](#)
 contrast --see Radiography, contrast
 diagnostic --see Radiography
 injection of radio-opaque substance --see
 Radiography, contrast
 skeletal series, whole or complete [88.31](#)
 therapeutic --see Therapy, radiation

Y

Young operation
 epispadias repair [58.45](#)
 tendon transfer (anterior tibialis) (repair of
 flat foot) [83.75](#)

Yount operation (division of iliotibial band)
[83.14](#)

Z

Zancolli operation
 capsuloplasty [81.72](#)
 tendon transfer (biceps) [82.56](#)
Zeus® Robotic Surgical System
 --see category [17.4](#)
Ziegler operation (iridectomy) [12.14](#)
Zonulolysis (with lens extraction) --see also
 Extraction, cataract, intracapsular [13.19](#)

Z-plasty
 epicanthus [08.59](#)
 eyelid --see also Reconstruction, eyelid
 [08.70](#)
 hypopharynx [29.4](#)
 skin (scar) (web contracture) [86.84](#)
 with excision of lesion [86.3](#)